




2008 DUKE FOOTBALL



2007 IN REVIEW





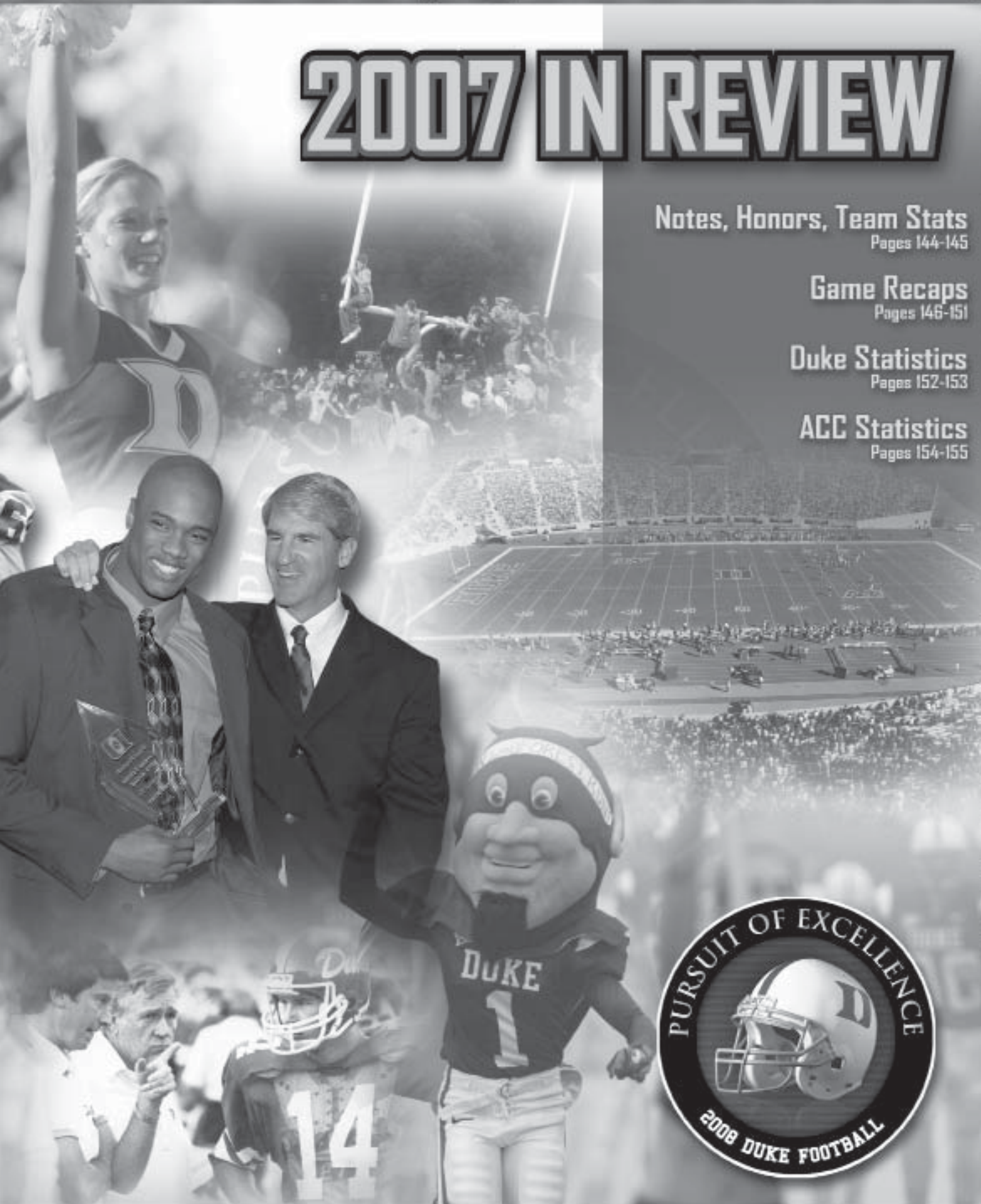
2007 IN REVIEW

Notes, Honors, Team Stats
Pages 144-145

Game Recaps
Pages 146-151

Duke Statistics
Pages 152-153

ACC Statistics
Pages 154-155



2007 IN REVIEW





SEASON REVIEW

All-ACC

Junior wide receiver **Eron Riley** earned second team All-ACC honors as voted on by the Atlantic Coast Sports Media Association ... Riley, a 6-3, 200-pound native of Savannah, Ga. and Duke's lone honoree, finished the year with 40 receptions for 830 yards and nine touchdowns ... the all-league citation was the first for Riley and the first for a Duke wide receiver since current wide receivers coach Scottie Montgomery was a second team selection in 1997.

Academic All-ACC

Headlined by repeat selections **Patrick Bailey** and **Matt Rumsey**, Duke placed five student-athletes on the 2007 ACC All-Academic Football Team ... Other Blue Devils named to the unit included **Ronnie Drummer**, **Thaddeus Lewis** and **Wesley Oglesby**.

ESPN The Magazine Academic All-District III

Senior rush end **Patrick Bailey** and senior center **Matt Rumsey** were named to the 2007 *ESPN The Magazine* Academic All-District III football team ... the honor marked the second straight for Bailey while Rumsey made his first appearance on the unit ... Bailey led Duke in quarterback sacks (4.5) despite playing in only six games while also finishing fourth with seven tackles for loss and ninth with 37 tackles ... Rumsey extended his streak to 35 consecutive starts at center for the Blue Devils, playing a total of 782 snaps on the season.

National Football Foundation Hampshire Honor Society

Two Duke players, **Patrick Bailey** and **Matt Rumsey**, were selected to the 2008 NFF Hampshire Honor Society, which is comprised of college football players from all divisions of play who each maintained a 3.2 GPA or better ... Bailey played in six games with 37 tackles, 4.5 sacks and a caused fumble ... Rumsey started all 12 contests at center and played 782 total snaps.



Patrick Bailey

TSN Freshman Honorees

Punter **Kevin Jones** earned honorable mention Freshman All-America honors from *The Sporting News* ... fellow freshmen **Nick Maggio**, **Bryan Morgan** and **Wesley Oglesby** were named to *The Sporting News* All-ACC freshman team ... Jones, a redshirt freshman from Austin, Texas, punted 75 times for an average of 38.3 yards per punt ... he only had two touchbacks while downing 15 punts inside the 20-yard line ... Maggio, a true freshman from Leawood, Kan., took over the placekicking duties midway through the season and connected on 2-of-5 field goal attempts while making a perfect 13-of-13 on extra point attempts ... Morgan, a native of Hoover, Ala., became the first true freshman at Duke to start on the offensive line in the season opener since 1986 and played a total of 340 snaps in 11 games ... Oglesby, a redshirt freshman from Arlington, Texas, started 10 games at defensive end and finished the year with 37 tackles, 6.5 tackles for loss, 1.0 sacks, seven quarterback pressures, one caused fumble and one fumble recovery.

Lewis Under Center

Quarterback **Thaddeus Lewis** threw for 2,430 yards on the year to rank fourth in the ACC while also ranking third in passing touchdowns (21), sixth in total offense (190.2 ypg.) and sixth in pass efficiency (125.7 rating) ... on the Duke single season records list, Lewis' sophomore campaign ranks second in touchdown passes (21) and ninth in completions (199), attempts (360) and yards (2,430) ... Lewis completed 23-of-36 pass attempts for 428 yards and four touchdowns, while finishing with five total touchdowns and two two-point conversions at Navy ... it was the 11th 400-yard passing game in school history and seventh highest single game total ... his four touchdown passes matched the second highest total in school history while the 34 points he was responsible for were the third most ... **Steve Slayden** holds the school standard with six scoring tosses against Georgia Tech in 1987, and Lewis has three of the 13 four passing TD performances in school history ... later in the season he threw four touchdown passes against Wake Forest to go with the four TD passes he threw against North Carolina as a freshman ... on the season Lewis threw for over 200 yards in five games and had a touchdown pass in 11 of the 12 contests.

Lewis-to-Riley

Quarterback **Thaddeus Lewis** and wide receiver **Eron Riley** connected for nine touchdowns through the air in 2007 ... In two seasons the duo has tallied 12 touchdowns, four shy of the Duke record of 16 held by the tandems of **Ben Bennett/Chris Castor** and **Steve Slayden/Doug Green** ... The Bennett/Castor combination holds the single season record of 12 touchdowns in 1982 ... Four of the nine touchdown passes from Lewis to Riley came at Navy as they scored on passes of 76, 35, 9 and 69 yards ... Only **David Green** and **Corey Thomas** connected for four touchdown passes in the same game in Duke history ... Eight of the 12 career touchdown passes from Lewis to Riley have been over 30 yards.

Blue Devil Receiving Duo

Duke's wide receiving duo of **Jomar Wright** and **Eron Riley** combined for 96 receptions, 1,429 yards and 14 touchdowns ... among ACC wide receiver duos, Wright and Riley ranked fifth in receptions and yards and second in touchdowns ... Wright ranked sixth in the ACC with 4.67 receptions per game while Riley was second with nine touchdowns and fourth with 69.2 yards per game ... both players moved into the top-10 in career receiving yards in Duke history as Riley ranks eighth with 1,720 yards and Wright ended his career ninth with 1,635 yards ... Riley also recorded one of the top single season performances at Duke ranking eighth with 830 receiving yards and sixth with nine touchdowns ... he had six receptions for 235 yards and four touchdowns at Navy ... it was the sixth 200-yard receiving game in Duke history and the fifth highest single game total ... his four touchdowns matched the school record held by **Corey Thomas** against Georgia Tech in 1997.

100 Tackles

Linebackers **Michael Tauiiili** and **Vincent Rey** each went over the century mark for tackles in 2007 ... Tauiiili, a junior middle linebacker from Houston, Texas, played in 11 games and tallied 108 tackles to go with a team-high 13 tackles for loss, four sacks, three interceptions, two pass breakups, two quarterback hurries, one caused fumble and one fumble recovery ... Rey, a sophomore weakside linebacker, started all 12 games and led the team with 111 tackles to go with 8.5 tackles for loss, 2.5 sacks, four pass breakups, three caused fumbles, one fumble recovery and a blocked field goal ... the duo was the first to each have over 100 tackles since **Terrell Smith** (140) and **Ryan Fowler** (136) did it in 2003 ... Tauiiili ranked third in the ACC with 9.8 tackles per game and was seventh with 1.18 tackles for loss per game ... he had five games with 10 or more tackles ... Rey ranked fifth with 9.2 tackles per game and was tied for second with three caused fumbles ... he posted seven double digit tackle games on the season.



Wesley Oglesby

2007 IN REVIEW





SEASON REVIEW

2007 Results (1-11, 0-8 ACC)

Date	Opponent	Result
Sep. 1	CONNECTICUT	L, 14-45
Sep. 8	Virginia	L, 13-24
Sep. 15	Northwestern	W, 20-14
Sep. 22	Navy	L, 43-46
Sep. 29	Miami	L, 14-24
Oct. 6	WAKE FOREST	L, 36-41
Oct. 13	[10] VIRGINIA TECH	L, 14-43
Oct. 27	Florida State	L, 6-25
Nov. 3	[25] CLEMSON	L, 10-47
Nov. 10	GEORGIA TECH	L, 24-41
Nov. 17	Notre Dame	L, 7-28
Nov. 24	North Carolina	L, 14-20 (OT)

2007 Honors & Awards

All-ACC

Eron Riley

Wide Receiver • Second Team

CoSIDA Academic All-District III

Matt Rumsey

Center

Patrick Bailey

Rush End

Academic All-ACC

Patrick Bailey

Rush End

Ronnie Drummer

Running back

Thaddeus Lewis

Quarterback

Wesley Oglesby

Defensive End

Matt Rumsey

Center

NFF Hampshire Honor Society

Matt Rumsey

Center

Patrick Bailey

Rush End

ACC Player of the Week

Vincent Rey

Defensive Back (9/17)

Eron Riley

Offensive Back (9/24)

ACC All-Freshman Team*

Bryan Morgan

Offensive Tackle

Wesley Oglesby

Defensive End

Nick Maggio

Kicker

Freshman All-America*

Kevin Jones

Punter • Honorable Mention

*The Sporting News

Return Threat

Junior kick returner **Jabari Marshall** was one of the biggest return threats in both the ACC and the country in 2007 ... he tallied 38 kick returns for 933 yards and one touchdown ... he ranked third in the ACC and 44th nationally with a kick return average of 24.6 yards per return ... his 38 kick returns rank tied for second on Duke's single season list while his 933 yards are the third highest total ... Marshall is currently among the career leaders at Duke and in the ACC in kick return yards ... his 1,886 career return yards are second all-time at Duke and eighth in ACC history ... he is only four yards shy of the Duke career record of 1,890 held by **Randy Jones** (1987-90) ... he is among the active NCAA leaders in career kick return yards, ranking third behind North Carolina's Brandon Tate (2,383) and SMU's Jessie Henderson (1,889) ... he returned a kick 94 yards for a touchdown against Connecticut in the season opener, tied for the 11th longest return in school history ... he compiled 100 or more kick return yards in six of the first seven games.

Riley Named MVP

Junior wide receiver **Eron Riley** was named the recipient of the Carmen Falcone Most Valuable Player Award at Duke's annual football banquet ... Riley, a native of Savannah, Ga., earned second team All-ACC honors after registering 40 receptions for 830 yards and nine touchdowns ... in the ACC, Riley ranked first in yards per reception (20.8), second in touchdown receptions and fourth in receiving yards per game (69.2) ... Other award winners included **Patrick Bailey** (Captain's Award), **Justin Boyle** (Co-Ace Parker Award), **Chris Davis** (Captain's Award & Iron Devil Award), **Clifford Harris** (Co-Micah Harris Trinity Teammate Award), **Mitchell Lederman** (Mike Suglia Award), **Ryan Radloff** (Co-Ace Parker Award), **Matt Rumsey** (Captain's Award & Co-Micah Harris Trinity Teammate Award) and **Jomar Wright** (Captain's Award).



Jomar Wright

Score-By-Quarters

Team	1	2	3	4	OT	Total
Duke	70	49	46	50	0	215
Opponents	89	122	81	100	6	398

2007 Team Statistics

	Duke	Opp.
SCORING	215	398
Points Per Game	17.9	33.2
FIRST DOWNS	172	261
Rushing	61	118
Passing	88	128
Penalty	23	15
RUSHING YARDAGE	768	2163
Yards gained rushing	1205	2574
Yards lost rushing	437	411
Rushing Attempts	376	504
Average Per Rush	2.0	4.3
Average Per Game	64.0	180.2
TDs Rushing	6	24
PASSING YARDAGE	2485	2929
Att-Comp	383-210	376-242
Average Per Pass	6.5	7.8
Average Per Catch	11.8	12.1
Average Per Game	207.1	244.1
TDs Passing	21	21
Interceptions	10	11
TOTAL OFFENSE	3253	5092
Total Plays	759	880
Average Per Play	4.3	5.8
Average Per Game	271.1	424.3
KICK RETURNS:	70-1462	39-767
PUNT RETURNS:	17-118	27-254
INT RETURNS:	11-68	10-140
KICK RETURN AVG	20.9	19.7
PUNT RETURN AVG	6.9	9.4
INT RETURN AVG	6.2	14.0
FUMBLES-LOST	24-11	13-7
PENALTIES-YARDS	73-635	87-824
Average Per Game	52.9	68.7
PUNTS-YARDS	80-2979	50-1906
Average Per Punt	37.2	38.1
Net punt average	33.6	34.2
TIME OF POSSESSION	27:34	32:26
3RD-DOWN CONV.	57-180	80-183
3rd-Down Pct.	32%	44%
4TH-DOWN CONV.	11-24	8/22
4th-Down Pct.	46%	36%
SACKS BY-YARDS	25-160	45-278
MISC YARDS	61	0
TDs SCORED	29	48
FG-ATTEMPTS	3-11	20-27
PAT-ATTEMPTS	20-22	42-45
ATTENDANCE	100321	356296
Games / Avg	5 / 20064	7 / 50899

DUKE

2007 IN REVIEW

GAME RECAPS



DURHAM, N.C. — Connecticut QB Tyler Lorenzen

threw for 298 yards and two touchdowns and the Huskies outscored Duke by a 34-0 margin in the second half en route to a 45-14 victory over the Blue Devils in front of 17,251 fans at Wallace Wade Stadium.

The Blue Devils took the opening kickoff and drove 80 yards on six plays for a six-yard touchdown pass from QB **Thaddeus Lewis** to TE **Brandon King**. Lewis hooked up with WR **Eron Riley** for a 53-yard completion to start the march while RB **Justin Boyle** converted a key third down with a seven-yard run to the Husky six yard line.

Connecticut responded with a scoring drive on its first possession as Lorenzen rushed for 31 yards on two attempts to key a seven-play, 56-yard session that netted a 30-yard field goal by K **Tony Ciaravino**. The Huskies then pulled within two points with a safety when Lewis was sacked and fumbled the football into the end zone where Duke recovered.

At the 10:55 mark of the second period, Ciaravino booted a 27-yard field goal to give the Huskies an 8-7 advantage, but Duke's **Jabari Marshall** returned the ensuing kickoff 94 yards for a touchdown to reclaim the lead. Marshall's return for a score matched the 11th-longest such return in Duke history and marked the first of his career. Connecticut closed the half with a third field goal off the foot of Ciaravino and Duke led at intermission, 14-11.

Lorenzen keyed Connecticut's first possession of the third quarter by hitting WR **D.J. Hernandez** with a 57-yard scoring strike on third-and-seven from the Husky 43 yard line. Later in the quarter, Lorenzen's 41-yard pass to WR **Brad Kanuch** set up a two-yard scoring toss to TE **Steve Brouse** as the Huskies pushed their lead to 25-14 at the end of three periods.

In the final quarter, Connecticut posted scoring drives of 25 and 38 yards while returning an interception 36 yards for a touchdown to account for the final margin.

The Connecticut defense limited Duke to just 169 yards of total offense including just 15 yards on the ground.

Lewis finished the day with 14 completions in 28 attempts for 148 yards while Boyle picked up a team-high 31 rushing yards. LB **Vincent Rey**, making his first career start, paced the Blue Devil defense with 17 tackles while LB **Charles Robinson** added seven tackles, two tackles for loss and one interception.



CHARLOTTESVILLE, Va. — Virginia RB Cedric Peerman

rushed for 137 yards and one touchdown as the Cavaliers defeated Duke, 24-13, in front of 58,554 fans at Scott Stadium in Charlottesville, Va.

Virginia used special teams play to set up the first score of the game as **Vic Hall** returned a Duke punt 67 yards to the Blue Devil four yard line. Two snaps later, Cavalier QB **Jameel Sewell** found TE **Tom Santi** for a seven-yard touchdown pass at the 11:40 mark of the opening period. On the Cavaliers' second possession, Peerman darted 58 yards for a touchdown to push the lead to 14-0 with 8:13 left in the first quarter.

Virginia's third possession of the day yielded two points for Duke as an errant snap on fourth down sailed over the head of Cavalier P **Ryan Weigand** and out of the back of the end zone for a safety.

Duke LB **Vincent Rey** thwarted a Virginia scoring opportunity by blocking a field goal attempt midway through the second quarter and **Rodney Ezzard** scooped up the loose ball and returned it 61 yards into Cavalier territory. The Blue Devils drove inside the Cavalier 10 yard line but missed a 26-yard field goal attempt.

With a 27-yard field goal on the final snap of the first half, Virginia extended its advantage to 17-2. The field goal by K **Chris Gould** capped a six-play, 48-yard drive that took the final 2:27 of the second period.

At the 2:51 mark of the third quarter, Duke QB **Thaddeus Lewis** hooked up with WR **Jomar Wright** on a 16-yard scoring strike. Lewis then followed with a two-point conversion toss to FB **Tielor Robinson**, pulling the Blue Devils to within 17-10. The drive came after Virginia snapped the ball past Weigand for the second time in the contest.

On the ensuing kickoff, Duke LB **Adam Banks** caused and recovered a fumble to give Duke possession of the football. The Blue Devils then drove 16 yards in five plays for a 21-yard field goal by **Joe Surgan** to make the score 17-13 with 1:04 remaining in the third period.

The Cavaliers responded by driving 82 yards in 15 plays for a four-yard touchdown pass from QB **Peter Lalich** to Santi with 9:39 left on the clock in the fourth period. Duke answered with an eight-snap, 47-yard march to the Virginia 23 yard line, but misfired on a 40-yard field goal attempt with 7:03 remaining. The Blue Devils would gain possession of the football two more times, but were unable to move past midfield.

Lewis completed 14-of-30 passes for 137 yards with one touchdown and one interception.

Connecticut	5	6	14	20	=	45
Duke	7	7	0	0	=	14

- D — King 6 pass from Lewis (Surgan kick)
- C — Ciaravino 30 FG
- C — TEAM safety
- C — Ciaravino 27 FG
- D — Marshall 94 kickoff return (Surgan kick)
- C — Ciaravino 19 FG
- C — Hernandez 57 pass from Lorenzen (Ciaravino kick)
- C — Brouse 2 pass from Lorenzen (Ciaravino kick)
- C — Allen 11 run (Ciaravino kick)
- C — Butler 36 interception return (Ciaravino kick)

	UCONN	DUKE
First Downs	23	10
Rushes-Yards	47-189	28-15
Passing Yards	298	154
Passes (C-A-I)	22-30-1	15-29-3
Total Offense	487	169
Fumbles-Lost	0-0	2-0
Penalties	9-67	4-35
Punts-Avg.	5-39.4	7-28.7
Time of Possession	35:43	24:17

RUSHING UCONN: Brown 19-99, Lorenzen 19-56, Allen 7-20, Hernandez 1-15, Taylor 1(-1); **DUKE:** Boyle 6-31, Drummer 6-18, Boyette 7-3, Asack 4-1, Robinson 1-0, Lewis 4(-38).

PASSING UCONN: Lorenzen 22-30-1-298; **DUKE:** Lewis 14-28-3-148; Asack 1-1-0-6.

RECEIVING UCONN: Jeffers 8-92, Taylor 7-75, Hernandez 2-69, Brouse 2-15, Brown 2-6, Kanuch 1-41; **DUKE:** Wright 4-31, Boyle 3-16, Riley 2-60, Chestnut 2-19, Robinson 1-9, Drummer 1-7, King 1-6, Boyette 1-6.

ATTENDANCE 17,251

RECORDS Duke 0-1; Connecticut 1-0

Duke	2	0	11	0	=	13
Virginia	14	3	0	7	=	24

- V — Santi 7 pass from Sewell (Gould kick)
- V — Peerman 58 run (Gould kick)
- D — TEAM safety
- V — Gould 27 FG
- D — Wright 16 pass from Lewis (Robinson pass from Lewis)
- D — Surgan 21 FG
- V — Santi 4 pass from Lalich (Gould kick)

	DUKE	VIRGINIA
First Downs	12	17
Rushes-Yards	34-84	34-133
Passing Yards	145	191
Passes (C-A-I)	15-35-1	22-32-0
Total Offense	229	324
Fumbles-Lost	0-0	3-2
Penalties	6-43	5-44
Punts-Avg.	5-42.8	4-32.5
Time of Possession	29:53	30:07

RUSHING DUKE: Robinson 9-31, Boyette 6-31; Boyle 7-14, Asack 2-6, Lewis 10-2. **VIRGINIA:** Peerman 19-137, Sewell 4-33, Jackson 4-13, Payne 2-6, Pearman 2-1, TEAM 3(-57).

PASSING DUKE: Lewis 14-30-1-137, Asack 1-5-0-8; **VIRGINIA:** Lalich 13-18-0-131, Sewell 9-14-0-60.

RECEIVING DUKE: Riley 4-25, Wright 3-32, Drummer 3-11, Chestnut 2-32, Kelly 1-16, Stefanow 1-16, Boyette 1-13; **VIRGINIA:** Santi 6-54, Stupar 4-40, Jobe 3-29, Inman 2-24, Simpson 2-23, Pearman 1-6, Covington 1-5, Payne 1-5, Gorcham 1-4, Peerman 1-1.

ATTENDANCE 58,554

RECORDS Duke 0-2, 0-1; Virginia 1-1, 1-0



GAME RECAPS



EVANSTON, Ill. — Behind the arm of QB **Thaddeus Lewis** and a bend-but-don't-break defense, the Duke Blue Devils upended Northwestern by a 20-14 count as 23,716 fans looked on at Ryan Field in Evanston, Ill.

Trailing by six points, Northwestern took possession of the ball at its own 35 yard line with just 1:17 left in the game. Completed passes of 24 and 10 yards pushed the Wildcats to the Duke 31 yard line and, after a sack, QB **C.J. Bacher** scrambled 35 yards to the seven yard line. The Blue Devils held, forcing four consecutive incomplete passes to preserve the win.

Lewis hit on 19-of-23 passes for 246 yards and three TDs on the night.

Following a Northwestern punt on their second possession of the game, the Blue Devils drove into Northwestern territory, and Lewis connected with WR **Raphael Chestnut** with a 27-yard gain to convert a fourth down and give Duke a first-and-goal situation at the four yard line. On the next snap, Lewis found WR **Jomar Wright** over the middle in the end zone for a touchdown to cap the 11-play, 86-yard drive that took 5:24 off the clock.

Northwestern countered with a 10-play, 83-yard scoring drive that ended when RB **Brandon Roberson** scored on a five-yard run with 3:45 remaining in the opening period. Following **Jabari Marshall's** 27-yard kickoff return to the 30 yard line, Duke ventured past midfield again and Lewis hooked up with TE **Brandon King** for a seven-yard scoring strike to push the Blue Devils back ahead, 14-7, with 13:48 left in the second quarter. The march covered 70 yards in 10 plays with Lewis hitting on all seven of his throws for 58 yards.

Duke forced its second turnover of the game when CB **Leon Wright** intercepted a pass in the end zone for a touchback midway through the second period. Lewis then engineered a seven-play, 80-yard scoring drive that ended when his 12th consecutive pass completion went to **Ronnie Drummer** for a 56-yard touchdown. Duke's extra point was wide, giving the Blue Devils a 20-7 advantage with 6:16 remaining in the second quarter.

Northwestern then drove 62 yards down the field for a successful 34-yard field goal, but opted to accept an offsides penalty against Duke and set up a fourth down and two at the Blue Devil 11 yard line. On the ensuing snap, Bacher threw a pass intended for **Omar Conteh**, but Duke cornerback **Glenn Williams** knocked the ball free to give the Blue Devils possession.

The Wildcats scored the only points of the second half when Bacher scored on a one-yard plunge on the opening play of the fourth quarter.

Duke	7	13	0	0	=	20
Northwestern	7	0	0	7	=	14
D - Wright	4 pass from Lewis (Surgan kick)					
N - Roberson	5 run (Villarreal kick)					
D - King	7 pass from Lewis (Surgan kick)					
D - Drummer	56 pass from Lewis (Surgan kick failed)					
N - Bacher	1 run (Villarreal kick)					
	DUKE					NW
First Downs	15					25
Rushes-Yards	32-63					34-138
Passing Yards	246					368
Passes (C-A-I)	19-23-0					30-51-2
Total Offense	309					506
Fumbles-Lost	1-1					1-0
Penalties	8-73					13-125
Punts-Avg.	4-45.5					2-47.0
Time of Possession	26:26					33:34

RUSHING DUKE: Robinson 4-21, Boyle 11-21, Boyette 4-13, Lewis 8-10, Drummer 4-3, Ringfield 1-(-5). **NW:** Roberson 21-80, Bacher 8-35, Yarbrough 2-21, Woodsum 1-2, Conteh 2-0.

PASSING DUKE: Lewis 19-23-0-246; NW: Bacher 30-50-2-368, Peterman 0-1-0-0.

RECEIVING DUKE: Wright 7-63, Riley 4-50, Chestnut 3-51, Drummer 2-62, King 1-7, Boyette 1-7, Stefanow 1-6; NW: Lane 9-128, Peterman 4-44, Thompson 4-37, Jones 3-34, Dunsmore 2-70, Conteh 2-22, Ward 2-16, Yarbrough 2-2, Roberson 1-8, Rooks 1-7.

ATTENDANCE 23,716
RECORDS Duke 1-2; Northwestern 2-1



ANNAPOLIS, Md. — Navy K **Joey Bullen** booted a 44-yard field goal as time expired to lift the Midshipmen to a 46-43 win over Duke as 31,278 fans looked on at Navy-Marine Corps Stadium in Annapolis, Md.

Duke QB **Thaddeus Lewis** completed 23-of-36 pass attempts for a career-high 428 yards with four touchdowns and one interception. The 428-yard performance marks the seventh-highest single-game total in Duke history while the four scoring tosses match the second-best total. The favorite target for Lewis against the Midshipmen was **Eron Riley**, who caught six passes for 235 yards and four touchdowns. Riley's day matched the school single-game standard for touchdown receptions while his 235 yards rank as the fifth-highest total in the Duke annuals.

Offensive fireworks were the story in the first half with Riley catching touchdown passes of 76 and 35 yards in the opening quarter.

The Mids erased a 12-point deficit when FB **Eric Kettani** ended a six-play, 60-yard drive with a 10-yard scoring run. After a two-point conversion Navy took a 25-22 lead with 5:36 before halftime. Duke responded with an eight-play, 61-yard drive capped by a three-yard Lewis touchdown run to make the score 29-25.

After Duke LB **Marcus Jones** recorded an interception at the Blue Devil 42 yard line, Lewis directed a four-play, 58-yard scoring drive that ended when the quarterback's nine-yard touchdown pass to Riley. Duke led by a 36-25 margin at intermission.

The Midshipmen took the opening kickoff of the second half and drove 74 yards in seven plays for a four-yard touchdown run by Kettani, pulling Navy to within 36-32 just over three minutes into the period. The Blue Devils pushed the lead back to 11 points almost immediately, however, when Lewis found Riley for a 69-yard scoring strike on Duke's next possession.

Navy came back to tie the game at 43-43 when QB **Jarod Bryant** caught a touchdown pass and then rushed for the two-point conversion with 3:49 left in the final quarter.

The Blue Devils then drove into Navy territory, but Lewis threw an interception on third down and 21 yards to go, giving the Mids possession at their own 26 yard line with 38 seconds remaining. Bryant led Navy 48 yards on seven plays to set up Bullen's game-winning field goal.

Duke	14	22	7	0	=	43
Navy	10	15	7	14	=	46

- N - Harmon 46 FG
- D - Riley 76 pass from Lewis (Surgan kick failed)
- N - Washington 44 pass from Kaheaku-Enhada (Harmond kick)
- D - Riley 35 pass from Lewis (Stefanow from Lewis)
- D - Boyette 4 run (Stefanow from Lewis)
- N - Kaheaku-Enhada 1 run (Harmon kick)
- N - Kettani 10 run (Washington from Kaheaku-Enhada)
- D - Lewis 3 run (Meyers kick)
- D - Riley 9 pass from Lewis (Meyers kick)
- N - Kettani 4 run (Harmon kick)
- D - Riley 69 pass from Lewis (Meyers kick)
- N - Bullen 35 FG
- N - Bryant 5 pass from Doyle (Bryant run)
- N - Bullen 44 FG

	DUKE	NAVY
First Downs	21	29
Rushes-Yards	26-78	69-304
Passing Yards	429	236
Passes (C-A-I)	23-36-1	13-21-1
Total Offense	506	540
Fumbles-Lost	3-1	0-0
Penalties	6-80	3-13
Punts-Avg.	3-43.3	0-0
Time of Possession	24:35	35:25

RUSHING DUKE: Boyette 7-42, Drummer 6-16, Boyle 4-11, Lewis 9-9, Navy: Kettani 14-71, Bryant 14-69, Kaheaku-Enhada 19-59, Campbell 4-47, Ballard 10-35, Singleton 5-13, Doyle 1-8, Goss 1-2, Shinego 1-0.

PASSING DUKE: Lewis 23-36-1-428; **NAVY:** Kaheaku-Enhada 11-16-1-217, Bryant 1-3-0-14, Doyle 1-1-0-5, TEAM 0-1-0-0.

RECEIVING DUKE: Wright 7-89, Riley 6-235, Boyette 4-29, Chestnut 3-49, Kelly 2-25, Drummer 1-1; **NAVY:** Singleton 3-48, Washington 2-53, Campbell 2-47, Sudderth 1-42, Barnes 1-21, Ballard 1-12, Bryant 1-5, White 1-5, Kettani 1-3.

ATTENDANCE 31,278
RECORDS Duke 1-3; Navy 2-2

2007 IN REVIEW

GAME RECAPS



MIAMI, Fla. — Miami QB **Kyle Wright** threw for 230 yards and two touchdowns as the Hurricanes survived a fourth quarter rally by Duke for the second year in a row with a 24-14 victory over the Blue Devils in front of 30,614 fans at the Orange Bowl.

Trailing 17-7 in the fourth quarter, Duke QB **Thaddeus Lewis** rallied the Blue Devils for a touchdown by hitting WR **Eron Riley** in stride down the left sideline on a 31-yard scoring toss to pull Duke within three points at the 9:46 mark of the final period. After the Duke defense stopped Miami short on fourth down, Duke took possession at its own 32 yard line. The Blue Devils drove to the Hurricane 30, but Lewis was sacked on fourth down to lose possession with just three minutes remaining. Miami scored just 45 seconds later to account for the final margin.

Miami claimed the early lead on its first possession, driving 46 yards on eight plays for a five-yard scoring toss from Wright to WR **Kayne Farquharson** to make the score 7-0 with 8:34 left in the first period.

At the 3:35 mark of the opening quarter, Zampogna pushed the Miami advantage to 10-0 with a career-long 47-yard field goal. The field goal capped a six-play, 32-yard drive that took 1:56 off the clock. Miami squandered a scoring chance when Zampogna's 42-yard field goal attempt on the final snap of the first half was wide right.

Duke CB **Leon Wright** intercepted a pass to give Duke possession of the football early in the third quarter. The Blue Devils responded by marching deep into Miami territory, but a lost fumble ended the drive. The Hurricanes then drove to the Duke 11 yard line, but Kyle Wright again was picked off by Leon Wright — this time in the end zone — to thwart the scoring opportunity.

The Blue Devils then found paydirt by marching 80 yards on seven snaps for a 41-yard touchdown pass from Lewis to RB **Ronnie Drummer**. K **Nick Maggio's** point after touchdown conversion pulled Duke to within 10-7 at the 4:35 mark of the third quarter.

Miami took a 17-7 lead when TB **Graig Cooper** scored on a two-yard run with 12:06 remaining in the fourth quarter. The Blue Devils countered with a five play, 65-yard scoring drive that concluded when Lewis hooked up with Riley for the 31-yard touchdown pass.

Lewis finished the day with 18 completions in 27 attempts for his 241 yards. RB **Re'quan Boyette** paced the Duke ground attack with a 71 yards on 14 carries. Drummer and WR **Jomar Wright** each caught a team-high four passes for 53 and 47 yards, respectively.

Duke	0	0	7	7	=	14
Miami	10	0	0	14	=	24
M — Farquharson 5 pass from Wright (Zampogna kick)						
M — Zampogna 47 FG						
D — Drummer 41 pass from Lewis (Maggio kick)						
M — Cooper 2 run (Zampogna kick)						
D — Riley 31 pass from Lewis (Maggio kick)						
M — Farr 23 pass from Wright (Zampogna kick)						
	DUKE	MIAMI				
First Downs	17	21				
Rushes-Yards	37-61	37-185				
Passing Yards	241	245				
Passes (C-A-I)	18-27-0	20-25-2				
Total Offense	302	430				
Fumbles-Lost	5-2	0-0				
Penalties	7-54	7-74				
Punts-Avg.	5-39.6	3-34.0				
Time of Possession	31:59	28:01				

RUSHING DUKE: Boyette 14-71, Drummer 5-19, Harris 2-14, Riley 1-6, Boyle 3-(-6), Lewis 12-(-43). **MIAMI:** Cooper 12-101, James 16-57, Wright 7-15, Freeman 1-14, TEAM 1-(-2).

PASSING DUKE: Lewis 18-27-0-241; **MIAMI:** Wright 19-23-2-230, Freeman 1-2-0-15.

RECEIVING DUKE: Drummer 4-53, Wright 4-47, Harris 3-48, Chestnut 2-37, Stefanow 2-19, Riley 1-31, Bell 1-4, Boyle 1-2; **MIAMI:** Farquharson 6-46, Jenkins 3-72, James 3-28, Leggett 3-23, Farr 2-39, Cooper 1-25, Hankerson 1-8, Zellner 1-4.

ATTENDANCE 30,614
RECORDS Duke 1-4, 0-2; Miami 4-1, 1-0



DURHAM, N.C. — A furious rally by Duke over the final 20 minutes of the game came up short as visiting Wake Forest defeated the Blue Devils, 41-36, as 20,134 fans looked on at Wallace Wade Stadium.

The Demon Deacons built a 25-point lead at 34-9 when CB **Alphonso Smith** returned an interception 30 yards for a touchdown midway through the third period. Duke then began its comeback bid, starting with a touchdown pass from QB **Thaddeus Lewis** to WR **Eron Riley** at the 3:24 mark of the third quarter.

After an interception by S **Chris Davis**, Duke cut the lead to 34-23 late in the third quarter when RB **Justin Boyle** scored from three yards out and Lewis hit FB **Clifford Harris** for the two-point conversion.

The Duke defense then forced a punt, and Lewis directed a six play, 74-yard drive that ended when WR **Jomar Wright** turned a short pass into a 31-yard touchdown. Duke's two-point conversion failed and the Demon Deacons kept a five-point cushion.


After the Blue Devils turned the ball over on downs, Wake Forest WR **Kenneth Moore** immediately extended the Demon Deacons' lead to 41-29 with a 53-yard touchdown run.

Duke responded by marching 67 yards in 10 plays for a 19-yard scoring toss from Lewis to WR **Austin Kelly** with just over one minute left, cutting the lead to 41-36. Wake Forest ended the Duke surge by recovering the ensuing kickoff.

The Blue Devils opened the game with nine straight points on a safety and 68-yard touchdown pass from Lewis to Riley. Wake Forest then scored 34 consecutive points on rushing touchdowns by FB **DeAngelo Bryant**, Moore and TB **Micah Andrews**, two field goals by K **Sam Swank** and the interception return by Smith.

Lewis finished the day completing 21-of-47 passes for 291 yards and four touchdowns. Riley had eight grabs for 143 yards and two scores while Wright posted six catches for 84 yards and one touchdown. TB **Re'quan Boyette** rushed for a team-high 77 yards on just eight attempts.

For Wake Forest, QB **Riley Skinner** was 22-of-30 through the air for 221 yards. Moore caught 11 passes for 100 yards while rushing four times for an additional 84 yards.



Wake Forest	7	17	10	7	=	41
Duke	9	0	14	13	=	36

- D — TEAM safety
- D — Riley 68 pass from Lewis (Maggio kick)
- W — Bryant 1 run (Swank kick)
- W — Swank 46 FG
- W — Moore 21 run (Swank kick)
- W — Andrews 4 run (Swank kick)
- W — Swank 18 FG
- W — Smith 30 interception return (Swank kick)
- D — Riley 2 pass from Lewis (Lewis pass failed)
- D — Boyle 3 run (Harris pass from Lewis)
- D — Wright 31 pass from Lewis (Lewis rush failed)
- W — Moore 53 run (Swank kick)
- D — Kelly 19 pass from Lewis (Maggio kick)

	WF	DUKE
First Downs	18	16
Rushes-Yards	42-115	31-95
Passing Yards	221	291
Passes (C-A-I)	22-30-1	21-47-2
Total Offense	336	386
Fumbles-Lost	0-0	3-0
Penalties	10-107	3-25
Punts-Avg.	7-43.1	6-42.2
Time of Possession	34:57	25:03

RUSHING WF: Moore 4-84, Andrews 13-42, Adams 16-38, Marion 1-2, Harris 1-1, Bryant 1-1, Brinkman 1-(-1), Skinner 2-(-2), TEAM 3-(-50); **DUKE:** Boyette 8-77, Boyle 7-28, Drummer 4-14, Harris 1-0, Riley 1-(-4), TEAM 2-(-5), Lewis 8-(-15).

PASSING WF: Skinner 22-30-1-221; **DUKE:** Lewis 21-47-2-291.

RECEIVING WF: Moore 11-100, Brinkman 5-31, Tereshinski 2-56, Bryant 2-17, Selmon 1-12, Boldin 1-5; **DUKE:** Riley 8-143, Wright 6-84, Kelly 3-49, King 2-9, Drummer 2-6.

ATTENDANCE 20,134
RECORDS Duke 1-5, 0-3; Wake Forest 3-2, 2-1



GAME RECAPS



DURHAM, N.C. — Virginia Tech QB **Sean Glennon** came off the bench to throw for 258 yards and two touchdowns as the 12th-ranked Hokies spoiled Duke's Homecoming with a 43-14 victory in front of 23,691 fans at Wallace Wade Stadium.

Virginia Tech scored 13 points in the first 10 minutes of the contest on two field goals by **K Jud Dunlevy** and a 19-yard touchdown toss from QB **Tyrod Taylor** to WR **Josh Morgan**.

The Blue Devils countered with an 11 play, 74-yard drive that ended when QB **Thaddeus Lewis** plunged into the end zone for a touchdown with less than a minute remaining in the first quarter. The march was highlighted by a 28-yard strike from Lewis to WR **Austin Kelly**.

The Hokies then used three touchdowns in a span of less than four minutes to take control of the game. RB **Kenny Lewis** scored on the ground from five yards out at the 9:25 mark of the second period, and Glennon threw a 25-yard scoring pass to WR **Eddie Royal** less than three minutes later.

After Virginia Tech blocked a Duke punt attempt, RB **Branden Ore** scored on a two-yard run to give the Hokies a 34-7 lead at intermission.

Dunlevy pushed the margin to 37-7 with a 29-yard field goal early in the third quarter, and Glennon's 40-yard touchdown pass to Morgan made the score 43-7 heading into the final period.

Duke took advantage of a Hokie miscue to score the final touchdown of the game. Blue Devil LB **Michael Tauiliili** intercepted an errant Virginia Tech pass to set up a three play, 37-yard scoring drive that resulted in a 19-yard touchdown pass from Lewis to TE **Brandon King**.

Lewis finished the day completing 13-of-24 passes for 119 yards and one touchdown while TB **Re'quan Boyette** had a game-high 42 rushing yards on eight attempts. Tauiliili paced the Duke defense with 13 tackles including one sack, one fumble recovery and one interception. LB **Vincent Rey** and FS **Chris Davis** added seven and six tackles, respectfully.

Glennon, who replaced an injured Taylor in the first half, hit on 16-of-21 throws for 258 yards and two scores. Royal closed the afternoon with six catches for 90 yards while **Sam Wheeler** had four grabs for 94 yards. LB **Brett Warren** posted 11 tackles, three tackles for loss, one sack and one interception to lead the Hokie defensive unit.

Virginia Tech	13	21	9	0	=	43
Duke	7	0	0	7	=	14

V — Dunlevy 42 FG
 V — Dunlevy 44 FG
 V — Morgan 19 pass from Taylor (Dunlevy kick)
 D — Lewis 1 run (Maggio kick)
 V — Lewis 5 run (Dunlevy kick)
 V — Royal 25 pass from Glennon (Dunlevy kick)
 V — Ore 2 run (Dunlevy kick)
 V — Dunlevy 29 FG
 V — Morgan 40 pass from Glennon (Dunlevy kick)
 D — King 19 pass from Lewis (Maggio kick)

	VT	DUKE
First Downs	21	13
Rushes-Yards	38-99	36-72
Passing Yards	346	122
Passes (C-A-I)	21-30-1	14-28-1
Total Offense	445	194
Fumbles-Lost	1-1	2-2
Penalties	7-95	3-24
Punts-Avg.	4-40.5	10-31.6
Time of Possession	28:57	31:03

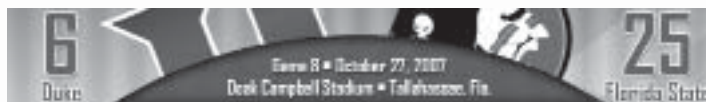
RUSHING VT: Ore 17-37, Taylor 5-15, Pickle 2-15, Lewis 5-13, Royal 1-11, Cheeseman 1-7, Glennon 4-4, Holt 1-0, TEAM 1-(-1), Hyman 1-(-2); **DUKE:** Boyette 8-42, Boyle 9-29, Drummer 7-12, Riley 1-6, Lewis (11-17).

PASSING VT: Glennon 16-21-0-258, Taylor 5-7-0-88, Holt 0-2-1-0; **DUKE:** Lewis 13-24-1-119, Asack 1-4-0-3.

RECEIVING VT: Royal 6-90, Harper 5-62, Wheeler 4-94, Morgan 4-68, Hyman 1-20, Lewis 1-12; **DUKE:** Riley 3-37, King 2-25, Boyette 2-4, Kelly 1-28, Harris 1-13, Boyle 1-8, Stefanow 1-5, Wright 1-3, Huffman 1-3, Drummer 1-(-4).

ATTENDANCE 23,691

RECORDS Duke 1-6, 0-4; Virginia Tech 6-1, 3-0



TALLAHASSEE, Fla. — Florida State WR **Preston Parker** scored two touchdowns while K **Gary Cismesia** booted four field goals as the Seminoles posted a 25-6 win over Duke as a Homecoming crowd of 79,159 fans watched at Doak Campbell Stadium.

On their second possession of the game, the Seminoles marched to the Blue Devil two yard line, but Duke LB **Vincent Rey** thwarted the drive by recovering a fumble. Following a Duke punt, Florida State got on the scoreboard when Cismesia booted a 23-yard field goal at the 1:30 mark of the opening period. The Seminole scoring drive was keyed by three pass completions to Parker for 29 yards.

Florida State took advantage of great field position to claim a 6-0 lead early in the second quarter. A Duke punt that was returned 20 yards by Parker gave the Seminoles first down at the Blue Devil 28 yard line. After three plays netted four yards, Cismesia kicked a 41-yard field goal with 12:50 on the clock.

Cismesia kicked his third field goal of the night — this one from 33 yards out — with four seconds left in the second quarter to send the teams into intermission with Florida State ahead, 9-0.

The Seminoles used a nine play, 71-yard scoring drive to claim a 16-0 advantage when QB **Drew Weatherford** connected with Parker on a nine-yard touchdown pass at the 9:06 mark of the third quarter. Duke took the ensuing kickoff and drove to the Seminole 29 yard line, but QB **Thaddeus Lewis** was intercepted in the end zone attempting a pass to WR **Eron Riley**.

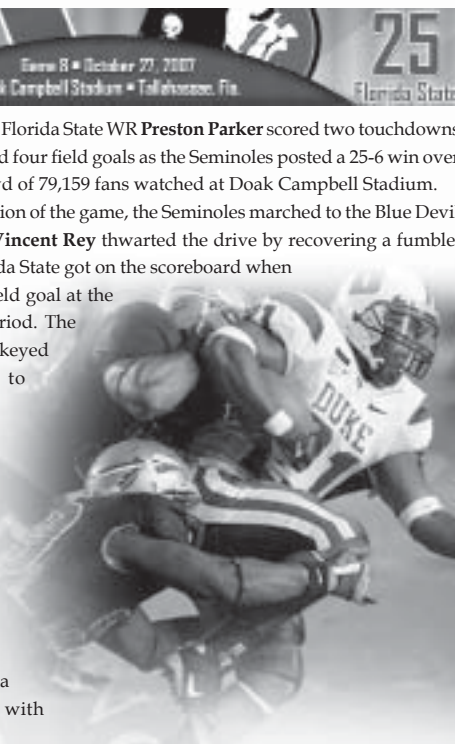
Parker scored on a 14-yard run with just under two minutes left in the third period to cap an 11 play, 80-yard drive that took 5:07 off the clock. Cismesia's missed extra point kept the score 22-0 in favor of the Seminoles.

The Blue Devils pulled within 22-6 when Lewis found TE **Brandon King** in the end zone for a three-yard scoring strike with 8:07 left in the game. The touchdown marked King's fourth of the year and capped a six play, 47-yard drive that started after DE **Wesley Oglesby** recovered a Florida State fumble.

Cismesia accounted for the final margin with a 35-yard field goal with 1:16 remaining.

Lewis finished the night with 16 completions in 30 attempts for 198 yards with the one touchdown. WR **Jomar Wright** finished with seven catches for a season-high 141 yards. The Seminole defense limited Duke to 222 total yards including just nine on the ground.

CB **Leon Wright** paced the Duke defense with a career-high 11 total tackles. FS **Chris Davis** posted six tackles including 2.5 TFL and a forced fumble.



Duke	0	0	0	6	=	6
Florida State	3	6	13	3	=	25

F — Cismesia 23 FG
 F — Cismesia 41 FG
 F — Cismesia 33 FG
 F — Parker 9 pass from Weatherford (Cismesia kick)
 F — Parker 14 run (Cismesia kick)
 D — King 3 pass from Lewis (Harris run failed)
 F — Cismesia 35 FG

	DUKE	FLA. ST.
First Downs	9	30
Rushes-Yards	19-9	39-195
Passing Yards	213	339
Passes (C-A-I)	17-31-1	35-47-0
Total Offense	222	534
Fumbles-Lost	0-0	2-2
Penalties	6-50	8-60
Punts-Avg.	7-39.3	2-25.5
Time of Possession	20:22	39:38

RUSHING DUKE: Lewis 8-18, Drummer 1-2, Boyle 1-(-1), Boyette 6-(-1), Harris 2-(-3), Riley 1-(-6). **FLORIDA ST.:** Smith 23-146, Parker 4-27, Holloway 4-12, Weatherford 4-8, Ball 1-5, TEAM 1-(-1), Edwards 2-(-2).

PASSING DUKE: Lewis 16-30-1-198, Jones 1-1-0-15;

FLORIDA ST.: Weatherford 35-47-0-339.

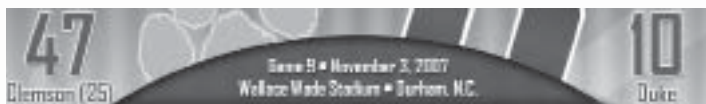
RECEIVING DUKE: Wright 7-141, Boyle 3-6, Riley 2-49, Kelly 2-2, Boyette 1-7, Harris 1-5, King 1-3; **FLORIDA ST.:** Goodman 11-73, Fagg 9-134, Parker 8-89, Shaw 5-34, Smith 2-9.

ATTENDANCE 79,159

RECORDS Duke 1-7, 0-5; Florida State 5-3, 2-3

2007 IN REVIEW

GAME RECAPS



DURHAM, N.C. — Clemson QB **Cullen Harper** threw for 184 yards and two touchdowns as the 25th-ranked Tigers defeated Duke by a 47-10 score as 20,457 fans watched at Wallace Wade Stadium.

The Blue Devils claimed a 7-0 lead seven minutes into the game when QB **Thaddeus Lewis** found WR **Eron Riley** for a seven-yard touchdown pass. The scoring toss capped a six-play, 63-yard drive that lasted 2:21. Clemson responded by driving 54 yards on nine snaps for a 39-yard field goal by K **Mark Buchholz** with 4:18 left in the opening quarter.

Clemson used a 19-yard touchdown

pass from Harper to WR **Aaron Kelly**

at the 8:34 mark of the second quarter to take a 10-7 advantage. The Tigers then scored 16 points in a

39-second span to claim a 26-7

lead at intermission. Harper's

three-yard scoring run with

1:10 remaining in the half

began the spurt, and the Tiger

defense followed with a

safety when LB **Cortney**

Vincent tackled Lewis in

the end zone. On the ensuing

free kick, Clemson RB

C.J. Spiller darted 84 yards

down the right sideline for a

touchdown to push the margin

to 19 points.

After S **Michael Hamlin** in-

tercepted a Lewis pass to give Clem-

son possession, RB **James Davis** rushed

70 yards for a touchdown to increase the

Tiger lead to 33-7 less than five minutes into the

third period. With 47 seconds left in the third quarter,

Harper found Kelly for a five-yard scoring throw to end an eight-play, 50-yard drive and push Clemson ahead, 40-7.

In the fourth quarter, Lewis engineered a 14-play, 60-yard drive that resulted in a 30-yard field goal by K **Nick Maggio**, trimming the margin to 40-10 with 9:36 remaining in the game. The Tigers' **Marcus Gilchrist** returned the ensuing kickoff 66 yards to give them possession at the 14 yard line, and Clemson made the score 47-10 when TE **Brian Lintthicum** hauled in a two-yard touchdown pass from QB **Tribble Reese** with 6:49 on the clock.

With his eight touchdown receptions on the year, Riley matches the sixth-highest single-season performance in Blue Devil history. He also moved into a tie for seventh place on Duke's career chart for touchdown grabs with 13. Lewis finished the game with 15 completions in 26 attempts for 160 yards.

Duke LB **Michael Tauiliili** recorded two quarterback sacks on the afternoon, and moved into a tie for eighth place on the school's all-time chart for tackles for loss with 30.0. Tauiliili paced the Blue Devils with a team-high 11 tackles.

Clemson	3	23	14	7	=	47
Duke	7	0	0	3	=	10

- D — Riley 7 pass from Lewis (Maggio kick)
- C — Buchholz 39 FG
- C — Kelly 19 pass from Harper (Buchholz kick)
- C — Harper 3 run (Buchholz kick)
- C — SAFETY — Vincent tackles Lewis in end zone
- C — Spiller 84 kickoff return (Buchholz kick)
- C — Davis 70 run (Buchholz kick)
- C — Kelly 5 pass from Harper (Buchholz kick)
- D — Maggio 30 FG
- C — Lintthicum 2 pass from Reese (Jackson kick)

	CLEMSON	DUKE
First Downs	18	11
Rushes-Yards	32-152	30-28
Passing Yards	198	170
Passes (C-A-I)	19-29-0	17-29-1
Total Offense	350	198
Fumbles-Lost	1-0	2-1
Penalties	4-35	12-80
Punts-Avg.	5-40.2	8-38.2
Time of Possession	30:17	29:43

RUSHING CLEMSON: Davis 8-118, Spiller 8-56, Chambers 9-5, Grisham 2-1, Taylor 1-(-1), Harper 4-(-27); **DUKE:** Boyette 11-32, Boyle 6-17, Harris 3-3, Drummer 3-3, TEAM 1-(-2), Lewis 5-(-11), Asack 1-(-13).

PASSING CLEMSON: Harper 17-26-0-184, Reese 2-3-0-14; **DUKE:** Lewis 15-26-1-160, Asack 2-3-0-10.

RECEIVING CLEMSON: Kelly 6-57, Taylor 4-54, Grisham 4-51, Dye 1-12, Davis 1-12, Palmer 1-6, Faerber 1-4, Lintthicum 1-2; **DUKE:** Harris 5-40, Riley 2-47, Stefanow 2-31, King 2-14, Wright 2-10, Boyette 2-9, Bell 1-14, Drummer 1-5.

ATTENDANCE 20,457

RECORDS Duke 1-8, 0-6; Clemson 7-2, 4-2



DURHAM, N.C. — Georgia Tech RB **Tashard Choice** rushed for 170 yards and two touchdowns as the Yellow Jackets spoiled Duke's Senior Day with a 41-24 victory as 18,788 watched at Wallace Wade Stadium.

The Yellow Jackets scored on their opening possession when WR **DeMarius Thomas** recovered a fumble in the end zone after Duke FS **Chris Davis** stripped Georgia Tech WR **D.J. Donley** at the five yard line.

Duke's defense produced points

to tie the game at 7-7 when CB **Leon**

Wright scooped up a fumble and

scampered 24 yards for a touch-

down at the 12:15 mark of the

first quarter.

The Blue Devils surged

ahead, 10-7, when K **Nick**

Maggio booted a 40-yard

field goal with 7:18 left in

the opening period fol-

lowing an interception by

Duke LB **Michael Tau-**

liili. Georgia Tech knotted

the score at 10-10 when K

Travis Bell kicked a 29-yard

field goal at the 3:38 mark of

the first quarter.

Keyed by a 48-yard run

by Choice, Georgia Tech drove 76

yards in seven plays to take a 17-10

advantage on Bennett's one-yard scoring

plunge just over one minute into the second

quarter. Five minutes later, the Yellow Jackets

increased the lead to 24-10 when Choice scored from one

yard out on the ground.

Thaddeus Lewis found Eron Riley for a 64-yard touchdown pass down the right sideline to cap a five play, 87-yard drive. The scoring reception pulled the Blue Devils to within 24-17. Bell kicked a 33-yard field goal with 23 seconds before halftime to send the teams to intermission with the Yellow Jackets ahead, 27-17.

Georgia Tech scored less than two minutes into the third quarter for a 34-17 lead when Choice found the end zone from 16 yards out to end a three-play, 58-yard drive.

Late in the third peri-

od **Tony Jackson** blocked

a Tech punt to set up RB

Requan Boyette's 11-yard

touchdown dash that made

the score 34-24 with 5:13

on the clock. Georgia Tech

increased its lead to 41-24

at the 5:15 mark of the

final quarter when Bennett

found WR **Correy Earls**

open for a 38-yard touch-

down strike.

Duke wore throw-

back jerseys in the game

in honor of the 1938 Blue

Devil squad commonly

referred to as the "Iron

Dukes". Manufactured by

Nike, the uniform tops

were replicas of the jerseys

worn by the Duke squad

that went through the 1938

regular season unbeaten,

untied and unscored upon

before falling to Southern

California in the Rose Bowl,

7-3.

Georgia Tech	10	17	7	7	=	41
Duke	10	7	7	0	=	24

- G — Thomas 0 fumble recovery (Bell kick)
- D — L. Wright 24 fumble recovery (Maggio kick)
- D — Maggio 40 FG
- G — Bell 29 FG
- G — Bennett 1 run (Bell kick)
- G — Choice 1 run (Bell kick)
- D — Riley 64 pass from Lewis (Maggio kick)
- G — Bell 33 FG
- G — Choice 16 run (Bell kick)
- D — Boyette 11 run (Maggio kick)
- G — Earls 38 pass from Bennett (Bell kick)

	GEORGIA TECH	DUKE
First Downs	21	9
Rushes-Yards	52-259	28-24
Passing Yards	218	122
Passes (C-A-I)	11-25-1	12-29-0
Total Offense	477	146
Fumbles-Lost	3-1	2-1
Penalties	4-31	6-56
Punts-Avg.	7-33.7	12-37.5
Time of Possession	33:19	26:41

RUSHING GEORGIA TECH: Choice 24-170, Nesbitt 6-33, Dwyer 10-23, Evans 3-22, Bennett 8-13, TEAM 1-(-2); **DUKE:** Boyette 13-51, Drummer 5-19, TEAM 1-(-2), Lewis 9-(-44).

PASSING GEORGIA TECH: Bennett 11-23-1-218, Nesbitt 0-2-0-0; **DUKE:** Lewis 12-29-0-122.

RECEIVING GEORGIA TECH: Earls 5-86, Thomas 2-46, Johnson 1-53, Donley 1-27, Cox 1-9, Choice 1-(-3); **DUKE:** Riley 3-74, Kelly 2-22, Harris 2-14, Boyette 2-2, Wright 2-(-3), Stefanow 1-13.

ATTENDANCE 18,788

RECORDS Duke 1-9, 0-7; Georgia Tech 6-4, 3-4



GAME RECAPS



NOTRE DAME, Ind. — Notre Dame QB **Jimmy Clausen** threw for 194 yards and three touchdowns to lead the Fighting Irish to a 28-7 victory over Duke in front of 80,975 rain-soaked fans at Notre Dame Stadium.

Both teams squandered scoring opportunities in the first 11 minutes of the contest. On its opening possession, Notre Dame drove inside the Duke five yard line but misfired on a 30-yard field goal attempt. At the 4:22 mark of the opening period, the Blue Devils marched to the Irish 24 yard line, but missed a 42-yard field goal.

Notre Dame took a 7-0 lead with 1:17 left in the second quarter when Clausen found WR **David**

Grimes open for a 25-yard touchdown pass to cap a five play, 58-yard drive.

The possession was set up when Notre Dame recovered a Blue Devil fumble. The Irish then took advantage of a second Duke miscue, turning a lost fumble into a 25-yard scoring toss from Clausen to WR **Duval Kamara** with just four seconds prior to halftime.

The Irish extended the lead to 21-0 with 25 seconds remaining in the third period on RB **Robert Hughes'** 13-yard touchdown run. Notre Dame drove 69 yards on 13 plays while clipping 6:02 off the clock. Clausen's third touchdown pass of the game covered nine yards to TE **John Carlson** and pushed the score to 28-0 with 6:51 left in the final period.

Duke posted its lone touchdown of the day when backup QB **Zack Asack** scored on a six-yard quarterback keeper with 1:12 remaining in the game. Asack's touchdown capped an eight play, 49-yard drive that took 2:30 off the clock.

Duke QB **Thaddeus Lewis** finished the day 16-of-33 through the air for 121 yards. WR **Eron Riley** caught three passes for 50 yards while RB **Justin Boyle** paced the ground attack with 45 yards on eight attempts.

On defense, LB **Michael Tautilili** logged double figures in the tackle column for the third straight week and fifth game of the season with a game-high 12 stops. SS **Catron Gainey** and LB **Vincent Rey** added 10 tackles each while DT **Vince Oghobaase** carded five tackles, two tackles for loss and one quarterback sack. CB **Jabari Marshall** received the first starting assignment of his career and responded with five tackles and three pass breakups.

For the Irish, Hughes rushed for 110 yards as Clausen hit on 16-of-32 throws for 194 yards.

The game marked the fourth between Duke and Notre Dame and first in the series since 1966. The Irish have now won three of the four meetings.

Duke	0	0	0	7	=	7
Notre Dame	0	14	7	7	=	28

ND — Grimes 26 pass from Clausen (Walker kick)
 ND — Kamara 25 pass from Clausen (Walker kick)
 ND — Hughes 13 run (Walker kick)
 ND — Carlson 9 pass from Clausen (Walker kick)
 D — Asack 6 run (Maggio kick)

	DUKE	ND
First Downs	16	24
Rushes-Yards	27-94	48-220
Passing Yards	138	194
Passes (C-A-I)	18-38-0	16-32-0
Total Offense	232	414
Fumbles-Lost	3-2	1-1
Penalties	6-55	11-103
Punts-Avg.	7-36.7	5-41.0
Time of Possession	24:25	35:35

RUSHING DUKE: Boyle 8-45, Boyette 8-35, Harris 2-12, Asack 1-6, Drummer 2-4, Lewis 6-(8). **NOTRE DAME:** Hughes 17-110, Allen 9-42, Aldridge 8-27, Thomas 1-17, Jabbie 2-14, Clausen 7-12, Zbikowski 3-2, TEAM 1-(2).

PASSING DUKE: Lewis 16-33-0-121, Asack 2-5-0-17; **NOTRE DAME:** Clausen 16-32-0-194.

RECEIVING DUKE: Wright 5-11, Riley 3-50, Drummer 3-15, Harris 2-24, Bell 2-16, Boyle 2-10, Kelly 1-12; **NOTRE DAME:** West 4-24, Carlson 3-58, Kamara 2-32, Grimes 2-26, Allen 2-17, Jabbie 1-17, Hughes 1-13, Aldridge 1-7.

ATTENDANCE 80,975

RECORDS Duke 1-10; Notre Dame 2-9



CHAPEL HILL, N.C. — The Duke football team closed out the 2007 season with a 20-14 overtime loss to rival North Carolina on Saturday afternoon as 52,000 fans looked on at Kenan Memorial Stadium in Chapel Hill, N.C.

The Blue Devils finish the year at 1-11 overall and 0-8 in ACC play. The Tar Heels improve to 4-8 overall and 3-5 in the league.

North Carolina took the opening kickoff and drove 55 yards on six plays to claim a 7-0 lead when **T.J. Yates** threw a nine-yard touchdown pass to **Brandon Tate**.

The Blue Devils countered with a scoring drive of their own as quarterbacks **Thaddeus Lewis** and

Zack Asack combined to engineer a 12 play, 67-yard march that clipped 6:13 off the clock. Lewis hooked up with **Jomar Wright** for a 25-yard scoring toss to cap the drive with 6:33 remaining in the first period.

The Tar Heels had a scoring opportunity late in the opening quarter, but **Patrick Egboh** sacked Yates on third down and nine from the Duke 30 yard line to push North Carolina out of field goal range. The sack marked the first of Egboh's career.

In the second quarter, North Carolina had two scoring chances thwarted by turnovers. **Jabari Marshall** registered the first interception of his career with a pickoff in the end zone and, on the Tar Heels' next possession, **Catron Gainey** followed with his first interception deep in Duke territory.

On their first possession of the second half, Duke drove inside the Tar Heel 20 yard line, but missed a 36-yard field goal attempt.

Wright's second touchdown reception of the day pushed Duke ahead by a 14-7 count. Lewis found Wright open in the end zone from four yards out to cap a 15 play, 88-yard drive that took 7:16 off the clock. The scoring march was keyed by two third down catches by **Austin Kelly**.

North Carolina knotted the score at 14-14 when **Greg Little** rushed around the left end for a seven-yard touchdown with 7:09 remaining in the game. The nine play, 72-yard drive took 4:06 off the clock.

Duke got the ball back with 1:25 remaining and marched 58 yards to set up the potential game-winning field goal with one second left on the clock. However, freshman **Nick Maggio** missed on a 40-yard attempt, forcing overtime.

In the extra session, the Blue Devils netted just two yards before **Joe Surgan** missed a 42-yard field goal attempt. North Carolina then scored on its first play when Little found the end zone on a 25-yard carry, giving the Tar Heels a 20-14 win.

Duke	7	0	0	7	0	=	14
North Carolina	7	0	0	7	6	=	20

N — Tate 9 pass from Yates (Barth kick)
 D — J. Wright 25 pass from Lewis (Maggio kick)
 D — J. Wright 4 pass from Lewis (Maggio kick)
 N — Little 7 run (Barth kick)
 N — Little 25 run

	DUKE	UNC
First Downs	23	14
Rushes-Yards	48-145	32-174
Passing Yards	215	75
Passes (C-A-I)	21-31-0	11-24-2
Total Offense	360	249
Fumbles-Lost	1-1	1-0
Penalties	6-60	6-70
Punts-Avg.	6-32.8	6-38.5
Time of Possession	36:23	23:37

RUSHING: DUKE: Harris, C. 6-44; Boyle, J. 13-38; Boyette, R. 12-36; Asack, Z. 6-23; Drummer, R. 4-9; Wright, J. 1-6; Lewis, T. 6-minus 11. **NORTH CAROLINA:** Little, G 26-154; Tate, B 1-32; White, J 1-6; Elzy, A 1-0; Yates, T 3-minus 18.

PASSING: DUKE: Lewis, T. 18-27-0-219; Asack, Z. 3-4-0-minus 4. **NORTH CAROLINA:** Yates, T 11-24-2-75.

RECEIVING: DUKE: Wright, J. 8-91; Drummer, R. 6-40; Kelly, A. 3-32; Riley, E. 2-29; King, B. 1-12; Harris, C. 1-11. **NORTH CAROLINA:** Nicks, H 6-38; Tate, B 2-18; Little, G 2-11; Pianalto, Z 1-8.

ATTENDANCE 52000

RECORDS Duke 1-11, 0-8; North Carolina 4-8, 3-5



2007 STATISTICS

RUSHING

Player	G	Att.	Gain	Loss	Net	Avg	TD	Lg	Avg/G
Re'quan Boyette	12	104	472	40	432	4.2	2	62	36.0
Justin Boyle	11	75	249	23	226	3.0	1	17	20.5
Ronnie Drummer	12	47	139	20	119	2.5	0	12	9.9
Clifford Harris	12	16	73	3	70	4.4	0	19	5.8
Tielor Robinson	3	14	54	2	52	3.7	0	12	17.3
Zack Asack	6	14	43	20	23	1.6	1	8	3.8
Jomar Wright	12	1	6	0	6	6.0	0	6	0.5
Eron Riley	12	4	12	10	2	0.5	0	6	0.2
Jeremy Ringfield	7	1	0	5	-5	-5.0	0	0	-0.7
TEAM	6	4	0	9	-9	-2.2	0	0	-1.5
Thaddeus Lewis	12	96	157	305	-148	-1.5	2	12	-12.3
Total	12	376	1205	437	768	2.0	6	62	64.0
Opponents	12	504	2574	411	2163	4.3	24	70	180.2

PASSING

Player	G	Effic	C-A-I	Pct	Yards	TD	Lg	Avg/G
Thaddeus Lewis	12	125.67	199-360-10	55.3	2430	21	76	202.5
Zack Asack	6	60.73	10-22-0	45.5	40	0	12	6.7
Kevin Jones	12	226.00	1-1-0	100.0	15	0	15	1.2
Total	12	122.20	210-383-10	54.8	2485	21	76	207.1
Opponents	12	142.38	242-376-11	64.4	2929	21	57	244.1

RECEIVING

Player	G	Rec	Yards	Avg	TD	Lg	Avg/G
Jomar Wright	12	56	599	10.7	5	65	49.9
Eron Riley	12	40	830	20.8	9	76	69.2
Ronnie Drummer	12	24	196	8.2	2	56	16.3
Austin Kelly	12	15	186	12.4	1	28	15.5
Clifford Harris	12	15	155	10.3	0	31	12.9
Re'quan Boyette	12	14	77	5.5	0	13	6.4
Raphael Chestnut	5	12	188	15.7	0	30	37.6
Brandon King	12	10	76	7.6	4	19	6.3
Justin Boyle	11	10	42	4.2	0	10	3.8
Nick Stefanow	11	8	90	11.2	0	18	8.2
Sheldon Bell	10	4	34	8.5	0	14	3.4
Tielor Robinson	3	1	9	9.0	0	9	3.0
Brett Huffman	8	1	3	3.0	0	3	0.4
Total	12	210	2485	11.8	21	76	207.1
Opponents	12	242	2929	12.1	21	57	244.1

TOTAL OFFENSE

Player	G	Plays	Rush	Pass	Total	Avg/G
Thaddeus Lewis	12	456	-148	2430	2282	190.2
Re'quan Boyette	12	104	432	0	432	36.0
Justin Boyle	11	75	226	0	226	20.5
Ronnie Drummer	12	47	119	0	119	9.9
Clifford Harris	12	16	70	0	70	5.8
Zack Asack	6	36	23	40	63	10.5
Tielor Robinson	3	14	52	0	52	17.3
Kevin Jones	12	1	0	15	15	1.2
Jomar Wright	12	1	6	0	6	0.5
Eron Riley	12	4	2	0	2	0.2
Jeremy Ringfield	7	1	-5	0	-5	-0.7
TEAM	6	4	-9	0	-9	-1.5
Total	12	759	768	2485	3253	271.1
Opponents	12	880	2163	2929	5092	424.3

PUNTING

Player	No	Yards	Avg	Lg	TB	FC	I20	Blk
Kevin Jones	75	2871	38.3	64	2	18	15	1
Nick Maggio	3	79	26.3	31	0	0	0	0
TEAM	1	0	0.0	0	0	0	0	0
Zack Asack	1	29	29.0	29	0	0	1	0
Total	80	2979	37.2	64	2	18	16	1
Opponents	50	1906	38.1	54	4	10	20	2

FIELD GOALS

Player	1-19	20-29	30-39	40-49	50+	Lg	Blk	Total
Joe Sorgan	0-0	1-2	0-0	0-3	0-0	21	0	1-5
Greg Meyers	0-1	0-0	0-1	0-0	0-0	0	0	0-1
Nick Maggio	0-0	0-0	1-2	1-3	0-0	40	0	2-5

PUNT RETURNS

Player	Ret	Yards	Avg	TD	Lg
Leon Wright	15	85	5.7	0	26
Tony Jackson	1	28	28.0	0	0
Chris Davis	1	5	5.0	0	5
Total	17	118	6.9	0	26
Opponents	27	254	9.4	0	67

KICKOFF RETURNS

Player	Ret	Yards	Avg	TD	Lg
Jabari Marshall	38	933	24.6	1	94
Chris Davis	11	211	19.2	0	28
Chris Harris	9	148	16.4	0	25
Ronnie Drummer	5	105	21.0	0	25
Danny Parker	3	16	5.3	0	16
Kinney Rucker	2	26	13.0	0	20
Alfred Williams	1	6	6.0	0	6
Tielor Robinson	1	17	17.0	0	17
Total	70	1462	20.9	1	94
Opponents	39	767	19.7	1	84

INTERCEPTIONS

Player	Int	Yards	Avg	TD	Lg
Michael Tauiliili	3	38	12.7	0	24
Leon Wright	3	9	3.0	0	9
Charles Robinson	1	9	9.0	0	9
Jabari Marshall	1	0	0.0	0	0
Marcus Jones	1	2	2.0	0	2
Chris Davis	1	10	10.0	0	10
Catron Gainey	1	0	0.0	0	0
Total	11	68	6.2	0	24
Opponents	10	140	14.0	2	36

ALL-PURPOSE

Player	G	Rush	Rec	PR	KOR	IR	Yards	Avg/G
Jabari Marshall	12	0	0	0	933	0	933	77.8
Eron Riley	12	2	830	0	0	0	832	69.3
Jomar Wright	12	6	599	0	0	0	605	50.4
Re'quan Boyette	12	432	77	0	0	0	509	42.4
Ronnie Drummer	12	119	196	0	105	0	420	35.0
Clifford Harris	12	70	155	0	148	0	373	31.1
Justin Boyle	11	226	42	0	0	0	268	24.4
Chris Davis	12	0	0	5	211	10	226	18.8
Raphael Chestnut	5	0	188	0	0	0	188	37.6
Austin Kelly	12	0	186	0	0	0	186	15.5
Leon Wright	12	0	0	85	0	9	94	7.8
Nick Stefanow	11	0	90	0	0	0	90	8.2
Tielor Robinson	3	52	9	0	17	0	78	26.0
Brandon King	12	0	76	0	0	0	76	6.3
Michael Tauiliili	11	0	0	0	0	38	38	3.5
Sheldon Bell	10	0	34	0	0	0	34	3.4
Tony Jackson	11	0	0	28	0	0	28	2.5
Kinney Rucker	12	0	0	0	26	0	26	2.2
Zack Asack	6	23	0	0	0	0	23	3.8
Danny Parker	9	0	0	0	16	0	16	1.8
Charles Robinson	7	0	0	0	0	9	9	1.3
Alfred Williams	12	0	0	0	6	0	6	0.5
Brett Huffman	8	0	3	0	0	0	3	0.4
Marcus Jones	12	0	0	0	0	2	2	0.2
Jeremy Ringfield	7	-5	0	0	0	0	-5	-0.7
TEAM	6	-9	0	0	0	0	-9	-1.5
Thaddeus Lewis	12	-148	0	0	0	0	-148	-12.3
Total	12	768	2485	118	1462	68	4901	408.4
Opponents	12	2163	2929	254	767	140	6253	521.1

SCORING

Player	TD	FG	PAT	2PAT	DPAT	Saf	Pts
Eron Riley	9	0-0	0-0	0	0	0	54
Jomar Wright	5	0-0	0-0	0	0	0	30
Brandon King	4	0-0	0-0	0	0	0	24
Nick Maggio	0	2-5	13-13	0-0	0-0	0	19
Ronnie Drummer	2	0-0	0-0	0	0	0	12
Thaddeus Lewis	2	0-0	0-0	0	0	0	12
Re'quan Boyette	2	0-0	0-0	0	0	0	12
Joe Sorgan	0	1-5	4-6	0	0	0	7
Jabari Marshall	1	0-0	0-0	0	0	0	6
Zack Asack	1	0-0	0-0	0	0	0	6
Austin Kelly	1	0-0	0-0	0	0	0	6
Justin Boyle	1	0-0	0-0	0	0	0	6
Leon Wright	1	0-0	0-0	0	0	0	6
TEAM	0	0-0	0-0	0	0	2	4
Nick Stefanow	0	0-0	0-0	2	0	0	4
Greg Meyers	0	0-1	3-3	0	0	0	3
Tielor Robinson	0	0-0	0-0	1	0	0	2
Clifford Harris	0	0-0	0-0	1	0	0	2
Total	29	3-11	20-22	4	0	2	215
Opponents	48	20-27	42-45	1	0	2	398

2007 IN REVIEW



2007 STATISTICS

DEFENSE

Player	G	Solo	Asst	Total	TFL	Sacks	Int	PBU	QBH	FR	FF	Blk	Saf
Vincent Rey	12	49	62	111	8.5-40	2.5-23	.	4	.	1-0	3	1	.
Michael Tauiliili	11	53	55	108	13.0-37	4.0-22	3-38	2	2	1-0	1	.	.
Chris Davis	12	36	34	70	5.5-11	0.5-4	1-10	5	.	1-0	3	.	.
Leon Wright	12	54	13	67	2.0-3	.	3-9	8	.	1-24	.	.	.
Glenn Williams	12	37	29	66	2.0-7	0.5-3	.	3
Adrian Aye-Darko	12	32	26	58	1.0-1	0.5-0	.	5
Vince Oghobaase	12	20	29	49	12.0-42	4.5-29	.	.	4	.	.	1	.
Catron Gainey	12	28	20	48	1.5-4	.	1-0
Patrick Bailey	6	21	16	37	7.0-35	4.5-28	.	.	4	.	1	.	.
Wesley Oglesby	12	24	13	37	6.5-19	1.0-6	.	.	7	1-0	1	.	.
Greg Akinbiyi	12	16	17	33	3.5-8	1	.	.
Marcus Jones	12	18	14	32	2.5-6	.	1-2	.	1	1-0	.	.	.
Kinney Rucker	12	13	15	28	6.0-29	3.5-23	.	.	1
Jabari Marshall	12	17	8	25	1.0-2	.	1-0	5
Ayanga Okpokowuruk	12	7	16	23	1.0-4	.	.	.	2
Clifford Respress	11	8	13	21	5.5-9	2.0-5	.	.	2
Charles Robinson	7	10	10	20	4.0-7	.	1-9	.	2
Tim Ball	10	7	12	19
Alfred Williams	12	7	9	16	0.5-1
Rodney Ezzard	11	10	4	14	0.5-1	.	.	1
Adam Banks	11	9	4	13	1-0	1	.	.
Eddie Morgan	11	7	4	11	.	.	.	1
Justin Boyle	11	5	.	5
Eron Riley	12	2	2	4
Patrick Egboh	4	2	2	4	1.5-17	1.5-17	.	.	1
Ryan Radloff	5	1	3	4
Joe Sorgan	12	3	.	3
Tony Jackson	11	2	1	3	1	.
Marvin Marcelin	7	2	.	2
Clifford Harris	12	2	.	2
Raphael Chestnut	5	2	.	2
Thaddeus Lewis	12	2	.	2
Jomar Wright	12	2	.	2	1	.
Damian Thornton	7	1	1	2
Matt Pridemore	10	1	.	1
Casey Hales	12	.	1	1
Matt Rumsey	12	1	.	1
Kevin Jones	12	.	1	1
Brandon Harper	7	.	1	1
TEAM	12	2
Total	12	511	435	946	85-283	25-160	11-68	34	26	7-24	11	4	2
Opponents	12	422	374	796	94-394	45-278	10-140	39	18	11-42	13	1	2

2007 STARTING LINEUPS

Offense	WR	WR	LT	LG	C	RG	RT	TE	QB	FB	RB
Connecticut	Chestnut	Riley	Goldberg	Maurides	Rumsey	Schirmann	B. Morgan	Stefanow	Lewis	King	Boyle
Virginia	J. Wright	Riley	Goldberg	Maurides	Rumsey	Schirmann	Roland	Stefanow	Lewis	T. Robinson	Chestnut (WR)
Northwestern	J. Wright	Riley	Goldberg	Maurides	Rumsey	Schirmann	Roland	Stefanow	Lewis	T. Robinson	King (TE)
Navy	J. Wright	Riley	Goldberg	Maurides	Rumsey	Schirmann	Roland	Kelly (WR)	Lewis	Chestnut (WR)	Drummer
Miami	J. Wright	Riley	Goldberg	Maurides	Rumsey	Schirmann	Roland	Bell (WR)	Lewis	Chestnut (WR)	Drummer
Wake Forest	J. Wright	Riley	Goldberg	Maurides	Rumsey	Schirmann	Roland	Stefanow	Lewis	Kelly (WR)	Boyette
Virginia Tech	J. Wright	Riley	Goldberg	Maurides	Rumsey	Schirmann	Roland	Stefanow	Lewis	Kelly (WR)	Boyette
Florida State	J. Wright	Riley	Goldberg	Maurides	Rumsey	Schirmann	Roland	Stefanow	Lewis	Harris	Boyette
Clemson	King (TE)	Riley	Goldberg	Maurides	Rumsey	Schirmann	Roland	Stefanow	Lewis	Harris	Boyette
Georgia Tech	J. Wright	Riley	Goldberg	Maurides	Rumsey	Schirmann	Roland	Stefanow	Lewis	Harris	Drummer
Notre Dame	J. Wright	Riley	Goldberg	Maurides	Rumsey	Schirmann	Roland	Stefanow	Lewis	Harris	Boyette
North Carolina	J. Wright	Riley	Goldberg	Maurides	Rumsey	Schirmann	Roland	King	Lewis	Harris	Boyle

Defense	DE	NG	DT	RUE	SLB	MLB	WLB	CB	S	S	CB
Connecticut	Radloff	A. Okpokowuruk	Oghobaase	Bailey	C. Robinson	Rey	Ball	L. Wright	Davis	Aye-Darko	G. Williams
Virginia	Akinbiyi	A. Okpokowuruk	Oghobaase	Bailey	Rucker (DT)	Tauiliili	Rey	L. Wright	Davis	Aye-Darko	G. Williams
Northwestern	Oglesby	A. Okpokowuruk	Oghobaase	Bailey	M. Jones	Tauiliili	Rey	L. Wright	Davis	Aye-Darko	G. Williams
Navy	Oglesby	A. Okpokowuruk	Oghobaase	Bailey	Banks	Tauiliili	Rey	L. Wright	Davis	Aye-Darko	G. Williams
Miami	Oglesby	A. Okpokowuruk	Oghobaase	Bailey	M. Jones	Tauiliili	Rey	L. Wright	Davis	Aye-Darko	G. Williams
Wake Forest	Oglesby	A. Okpokowuruk	Oghobaase	Bailey	M. Jones	Tauiliili	Rey	L. Wright	Davis	Aye-Darko	G. Williams
Virginia Tech	Oglesby	A. Okpokowuruk	Oghobaase	Akinbiyi	M. Jones	Tauiliili	Rey	L. Wright	Davis	Gainey	G. Williams
Florida State	Oglesby	A. Okpokowuruk	Oghobaase	Akinbiyi	M. Jones	Tauiliili	Rey	L. Wright	Davis	Aye-Darko	G. Williams
Clemson	Oglesby	A. Okpokowuruk	Oghobaase	Akinbiyi	Banks	Tauiliili	Rey	L. Wright	Davis	Aye-Darko	G. Williams
Georgia Tech	Oglesby	A. Okpokowuruk	Oghobaase	Akinbiyi	C. Robinson	Tauiliili	Rey	L. Wright	Davis	Aye-Darko	G. Williams
Notre Dame	Oglesby	A. Okpokowuruk	Oghobaase	Akinbiyi	C. Robinson	Tauiliili	Rey	L. Wright	Davis	Gainey	Marshall
North Carolina	Oglesby	A. Okpokowuruk	Oghobaase	Akinbiyi	C. Robinson	Tauiliili	Rey	L. Wright	Davis	Gainey	Marshall

2007 IN REVIEW



2007 ACC STATISTICS

ACC STANDINGS

Atlantic Division Standings

Team	- ACC GAMES -				- OVERALL -				
	W	L	Home	Road	W	L	Home	Road	Neutral
Boston College	6	2	3-1	3-1	11	3	6-1	4-1	1-1
Clemson	5	3	2-2	3-1	9	4	5-2	4-1	0-1
Wake Forest	5	3	4-0	1-3	9	4	5-1	3-3	1-0
Florida State	4	4	3-1	1-3	7	6	4-1	2-4	1-1
Maryland	3	5	2-2	1-3	6	7	3-3	3-3	0-1
N.C. State	3	5	2-2	1-3	5	7	3-4	2-3	0-0

Central Division Standings

Team	- ACC GAMES -				- OVERALL -				
	W	L	Home	Road	W	L	Home	Road	Neutral
Virginia Tech	7	1	3-1	4-0	11	3	6-2	4-1	1-0
Virginia	6	2	3-1	3-1	9	4	5-1	4-2	0-1
Georgia Tech	4	4	2-2	2-2	7	6	4-3	3-2	0-1
North Carolina	3	5	3-1	0-4	4	8	4-2	0-6	0-0
Miami	2	6	1-3	1-3	5	7	4-3	1-4	0-0
►Duke	0	8	0-4	0-4	1	11	0-5	1-6	0-0

All-ACC

First Team Offense

QB ___ Matt Ryan	Boston College
RB ___ Tashard Choice	Georgia Tech
RB ___ James Davis	Clemson
WR ___ Aaron Kelly	Clemson
WR ___ Kenneth Moore	Wake Forest
TE ___ Ryan Purvis	Boston College
OT ___ Andrew Gardner	Georgia Tech
OT ___ Barry Richardson	Clemson
OG ___ Branden Albert	Virginia
OG ___ Chris McDuffie	Clemson
C ___ Steve Justice	Wake Forest
PK ___ Travis Bell	Georgia Tech

Second Team Offense

QB ___ Cullen Harper	Clemson
RB ___ Andre Callender	Boston College
RB ___ Josh Adams	Wake Forest
WR ___ Hakeem Nicks	North Carolina
WR ___ Eron Riley	Duke
TE ___ Tom Santi	Virginia
OT ___ Duane Brown	Virginia Tech
OT ___ Gosder Cherilus	Boston College
OG ___ Rodney Hudson	Florida State
OG ___ Derrick Morse	Miami
OG ___ Andrew Crumme	Maryland
C ___ Kevin Tuminello	Georgia Tech
PK ___ Gary Cismesia	Florida State

First Team Defense

DE ___ Chris Long	Virginia
DE ___ Chris Ellis	Virginia Tech
DT ___ Vance Walker	Georgia Tech
DT ___ Dre Moore	Maryland
LB ___ Erin Henderson	Maryland
LB ___ Xavier Adibi	Virginia Tech
LB ___ Geno Hayes	Florida State
CB ___ Alphonso Smith	Wake Forest
CB ___ Victor Harris	Virginia Tech
S ___ Jamie Silva	Boston College
S ___ Kenny Phillips	Miami
P ___ Durant Brooks	Georgia Tech
SP ___ Eddie Royal	Virginia Tech

Second Team Defense

DE ___ Hilee Taylor	North Carolina
DE ___ Darrell Robertson	Georgia Tech
DT ___ Barry Booker	Virginia Tech
DT ___ Kentwan Balmer	North Carolina
LB ___ Durrell Mapp	North Carolina
LB ___ Aaron Curry	Wake Forest
LB ___ Jo-Lonn Dunbar	Boston College
LB ___ Philip Wheeler	Georgia Tech
CB ___ Brandon Flowers	Virginia Tech
CB ___ DeJuan Tribble	Boston College
S ___ Michael Hamlin	Clemson
S ___ Dajuan Morgan	N.C. State
P ___ Ryan Weigand	Virginia
SP ___ Darrell Blackman	N.C. State

Academic All-ACC

Offense

QB ___ Sean Glennon	Virginia Tech
QB ___ Thaddeus Lewis	Duke
QB ___ Riley Skinner	Wake Forest
RB ___ Tashard Choice	Georgia Tech
RB ___ Ronnie Drummer	Duke
FB ___ Alex Pearson	Clemson
FB ___ Carlton Weatherford	Virginia Tech
WR ___ Staton Jobe	Virginia
TE ___ Dan Gronkowski	Maryland
TE ___ Michael Palmer	Clemson
TE ___ Colin Peek	Georgia Tech
TE ___ Tom Santi	Virginia
TE ___ Ben Wooster	Wake Forest
OL ___ Thomas Austin	Clemson
OL ___ Anthony Castonzo	Boston College
OL ___ Phil Costa	Maryland
OL ___ Andrew Crumme	Maryland
OL ___ Lowell Dyer	North Carolina
OL ___ Louis Frazier	Wake Forest
OL ___ Meares Green	N.C. State
OL ___ Luke Lathan	N.C. State
OL ___ Matt Rumsey	Duke
OL ___ Kevin Tuminello	Georgia Tech
OL ___ Edwin Williams	Maryland

Defense

DL ___ Patrick Bailey	Duke
DL ___ Nick Larkin	Boston College
DL ___ Wesley Oglesby	Duke
DL ___ Jeremy Thompson	Wake Forest
LB ___ Mark Herzlich	Boston College
LB ___ Derek Nicholson	Florida State
DB ___ Myron Rolle	Florida State
P ___ Travis Baltz	Maryland
P ___ Jimmy Maners	Clemson
PK/P/H ___ David Strimple	Miami
PK ___ Steve Aponavicius	Boston College
PK ___ Travis Bell	Georgia Tech
PK ___ Mark Buchholz	Clemson
PK ___ Jed Dunlevy	Virginia Tech
PK ___ Obi Ekekeze	Maryland
PK ___ Stephen Hauschka	N.C. State

ACC Award Winners

Player of the Year	Matt Ryan, BC
Def. Player of the Year	Chris Long, UVA
Off. Player of the Year	Matt Ryan, BC
Rookie of the Year	Josh Adams, WF
Coach of the Year	Al Groh, UVA
Brian Piccolo Award	Matt Robinson, WF
Jim Tatum Award	Tom Santi, UVA
Jacobs Blocking Trophy	Steve Justice, WF



2007 ACC STATISTICS

Team Statistics

TOTAL OFFENSE	G	Run	Pass	Plys	Yds	PP	TD	PG
1. Boston College	14	1416	4535	1081	5951	5.5	48	425.1
2. Clemson	13	2095	3147	963	5242	5.4	48	403.2
3. Georgia Tech	13	2591	2413	911	5004	5.5	38	384.9
4. Florida State	13	1657	3143	912	4800	5.3	27	369.2
5. Virginia	13	1390	2932	924	4322	4.7	27	332.5
6. Wake Forest	13	1862	2563	942	4425	4.7	34	340.4
7. NC State	12	1071	2948	857	4019	4.7	26	334.9
8. Virginia Tech	14	1871	2756	939	4627	4.9	39	330.5
9. Virginia	13	1763	2532	918	4295	4.7	36	330.4
10. North Carolina	12	1190	2714	770	3904	5.1	26	325.3
11. Miami	12	1747	2034	779	3781	4.9	29	315.1
12. Duke	12	768	2485	759	3253	4.3	27	271.1

RUSHING OFFENSE	G	Att	Yds	Avg	TD	PG
1. Georgia Tech	13	548	2591	4.7	28	199.3
2. Clemson	13	508	2095	4.1	18	161.2
3. Miami	12	478	1747	3.7	13	145.6
4. Wake Forest	13	550	1862	3.4	21	143.2
5. Maryland	13	532	1787	3.4	28	137.5
6. Virginia	13	490	1763	3.6	22	135.6
7. Virginia Tech	14	560	1871	3.3	22	133.6
8. Florida State	13	446	1657	3.7	12	127.5
9. Boston College	14	422	1416	3.4	17	101.1
10. North Carolina	12	402	1190	3.0	11	99.2
11. NC State	12	355	1071	3.0	12	89.2
12. Duke	12	376	768	2.0	6	64.0

PASS OFFENSE	G	Att	Cmp	Int	Pct.	Yds	Avg	TD	PG
1. Boston College	14	659	390	19	59.2	4535	6.9	31	323.9
2. NC State	12	502	281	23	56.0	2948	5.9	14	245.7
3. Clemson	13	455	295	6	64.8	3147	6.9	30	242.1
4. Florida State	13	466	256	10	54.9	3143	6.7	15	241.8
5. North Carolina	12	368	220	19	59.8	2714	7.4	15	226.2
6. Duke	12	383	210	10	54.8	2485	6.5	21	207.1
7. Maryland	13	346	223	11	64.5	2644	7.6	9	203.4
8. Wake Forest	13	392	279	16	71.2	2563	6.5	13	197.2
9. Virginia Tech	14	379	219	10	57.8	2756	7.3	17	196.9
10. Virginia	13	428	250	10	58.4	2532	5.9	14	194.8
11. Georgia Tech	13	363	179	12	49.3	2413	6.6	10	185.6
12. Miami	12	301	161	20	53.5	2034	6.8	16	169.5

SCORING OFFENSE	G	TD	XP	2XP	DXP	FG	Saf	Pts	Avg
1. Clemson	13	51	50	1	1	22	2	430	33.1
2. Virginia Tech	14	48	45	1	1	21	1	402	28.7
3. Boston College	14	52	46	1	0	12	0	396	28.3
4. Wake Forest	13	44	44	0	0	18	0	362	27.8
5. Georgia Tech	13	39	38	0	0	23	0	341	26.2
6. Virginia	13	38	35	0	0	16	3	317	24.4
7. Maryland	13	37	36	1	0	17	1	313	24.1
8. Florida State	13	32	28	0	0	27	1	303	23.3
9. North Carolina	12	29	21	1	0	19	0	254	21.2
10. NC State	12	29	25	1	0	16	0	249	20.8
11. Miami	12	30	28	0	0	13	0	247	20.6
12. Duke	12	29	20	4	0	3	2	215	17.9

TOTAL DEFENSE	G	Run	Pass	Plys	Yds	PP	TD	PG
1. Virginia Tech	14	1213	2944	960	4157	4.3	24	296.9
2. Clemson	13	1538	2450	877	3988	4.5	25	306.8
3. Boston College	14	1057	3554	1010	4611	4.6	29	329.4
4. Georgia Tech	13	1488	2807	861	4295	5.0	31	330.4
5. Virginia	13	1390	2932	924	4322	4.7	27	332.5
6. Wake Forest	13	1422	3003	955	4425	4.6	33	340.4
7. Miami	12	1605	2546	814	4151	5.1	32	345.9
8. North Carolina	12	1710	2487	846	4197	5.0	32	349.8
9. Maryland	13	1915	2739	885	4654	5.3	31	358.0
10. Florida State	13	1516	3190	918	4706	5.1	35	362.0
11. NC State	12	2237	2490	916	4727	5.2	32	393.9
12. Duke	12	2163	2929	880	5092	5.8	45	424.3

RUSHING DEFENSE	G	Att	Yds	Avg	TD	PG
1. Boston College	14	436	1057	2.4	8	75.5
2. Virginia Tech	14	442	1213	2.7	14	86.6
3. Virginia	13	472	1390	2.9	9	106.9
4. Wake Forest	13	446	1422	3.2	13	109.4
5. Georgia Tech	13	472	1488	3.2	19	114.5
6. Florida State	13	454	1516	3.3	11	116.6
7. Clemson	13	452	1538	3.4	13	118.3
8. Miami	12	469	1605	3.4	17	133.8
9. North Carolina	12	492	1710	3.5	16	142.5
10. Maryland	13	470	1915	4.1	17	147.3
11. Duke	12	504	2163	4.3	24	180.2
12. NC State	12	517	2237	4.3	18	186.4

PASS DEFENSE	G	Att	Cmp	Int	Pct.	Yds	Avg	TD	PG
1. Clemson	13	425	247	16	58.1	2450	5.8	12	188.5
2. North Carolina	12	354	221	11	62.4	2487	7.0	16	207.2
3. NC State	12	399	218	10	54.6	2490	6.2	14	207.5
4. Virginia Tech	14	518	277	22	53.5	2944	5.7	10	210.3
5. Maryland	13	415	249	13	60.0	2739	6.6	14	210.7
6. Miami	12	345	196	13	56.8	2546	7.4	15	212.2
7. Georgia Tech	13	389	219	5	56.3	2807	7.2	12	215.9
8. Virginia	13	452	263	11	58.2	2932	6.5	18	225.5
9. Wake Forest	13	509	272	19	53.4	3003	5.9	20	231.0
10. Duke	12	376	242	11	64.4	2929	7.8	21	244.1
11. Florida State	13	464	264	17	56.9	3190	6.9	24	245.4
12. Boston College	14	574	332	25	57.8	3554	6.2	21	253.9

SCORING OFFENSE	G	TD	XP	2XP	DXP	FG	Saf	Pts	Avg
1. Virginia Tech	14	27	23	1	0	12	1	225	16.1
2. Clemson	13	29	25	0	0	14	1	243	18.7
3. Virginia	13	27	24	1	0	22	1	256	19.7
4. Boston College	14	35	33	2	1	12	0	285	20.4
5. Georgia Tech	13	33	29	1	0	14	0	271	20.8
6. Maryland	13	34	32	0	0	14	1	280	21.5
7. Wake Forest	13	35	31	2	0	14	1	289	22.2
8. Florida State	13	38	33	1	0	11	1	298	22.9
9. North Carolina	12	34	33	0	0	19	0	294	24.5
10. Miami	12	35	33	0	0	23	0	312	26.0
11. NC State	12	37	35	0	1	26	1	339	28.2
12. Duke	12	48	42	2	0	20	2	398	33.2

Individual Statistics

RUSHING	G	Att	Yards	Avg	Lg	TD	PG
1. Tashard Choice, GT	12	261	1379	5.3	10	73	114.9
2. James Davis, CU	13	214	1064	5.0	10	70	79.8
3. Josh Adams, WF	12	219	953	4.4	11	83	79.4
4. Brandon Ore, VT	14	267	992	3.7	9	34	70.9
5. Andre Callender, BC	14	218	989	4.5	9	69	70.6
6. Antone Smith, FS	12	191	817	4.3	3	59	68.1
7. Keon Lattimore, MD	12	213	805	3.8	13	42	67.1
8. Craig Cooper, UM	11	125	682	5.5	4	56	62.0
9. C.J. Spiller, CU	13	145	768	5.3	3	83	59.1
12. Lance Ball, MD	13	182	768	4.2	12	32	59.1

RECEPTIONS	G	Rec	Yards	Lg	TD	Avg	PG
1. Kenneth Moore, WF	13	98	1011	5	45	10.3	7.54
2. Aaron Kelly, CU	13	88	1081	11	63	12.3	6.77
3. Hakeem Nicks, NC	12	74	958	5	53	12.9	6.17
4. Andre Callender, BC	14	76	720	4	52	9.5	5.43
5. Preston Parker, FS	13	62	791	3	58	12.8	4.77
6. Jomar Wright, DU	12	56	599	5	65	10.7	4.67
7. Tyler Grisham, CU	13	60	653	4	49	10.9	4.62
8. Rich Gunnell, BC	14	64	931	7	68	14.5	4.57
9. Brandon Robinson, BC	13	56	793	5	68	14.2	4.31
10. DeCody Fagg, FS	13	54	758	5	70	14.0	4.15

RECEIVING YARDS	G	Rec	Yards	TD	Lg	Avg	PG
1. Aaron Kelly, CU	13	88	1081	11	63	12.3	83.2
2. Hakeem Nicks, NC	12	74	958	5	53	12.9	79.8
3. Kenneth Moore, WF	13	98	1011	5	45	10.3	77.8
4. Eron Riley, DU	12	40	830	9	76	20.8	69.2
5. Rich Gunnell, BC	14	64	931	7	68	14.5	66.5
6. Greg Carr, FS	12	45	795	4	58	17.7	66.2
7. Brandon Robinson, BC	13	56	793	5	46	14.2	61.0
8. Preston Parker, FS	13	62	791	3	58	12.8	60.8
9. Darrius Heyward-Bey, MD	13	51	786	3	63	15.4	60.5
10. DeCody Fagg, FS	13	54	758	5	70	14.0	58.3

PASSING EFFICIENCY	G	Att	Cmp	Int	Pct.	Yds	TD	Eff.
1. Cullen Harper, CU	13	433	282	6	65.1	2991	27	141.0
2. Sean Glennon, VT	13	235	143	5	60.9	1796	12	137.6
3. Chris Turner, MD	11	241	153	7	63.5	1958	7	135.5
4. Riley Skinner, WF	11	326	236	13	72.4	2204	12	133.4
5. Matt Ryan, BC	14	654	388	19	59.3	4507	31	127.0
6. Thaddeus Lewis, DU	12	360	199	10	55.3	2430	21	125.7
7. Kyle Wright, UM	10	241	141	14	58.5	1747	12	124.2
8. T.J. Yates, NC	12	365	218	18	59.7	2655	14	123.6
9. Drew Weatherford, FS	11	318	181	3	56.9	2049	9	118.5
10. Jameel Sewell, VA	13	364	214	9	58.8	2176	12	114.9

TOTAL OFFENSE	G	Run	Pass	Ply	Tot	PG
1. Matt Ryan, BC	14	2	4507	722	4509	322.1
2. Cullen Harper, CU	13	-89	2991	504	2902	223.2
3. T.J. Yates, NC	12	-123	2655	438	2532	211.0
4. Riley Skinner, WF	11	31	2204	387	2235	203.2
5. Drew Weatherford, FS	11	112				