

**DUKE UNIVERSITY
MEN'S GOLF**



**2015-16
MEDIA GUIDE**

Table of Contents

Table of Contents & Quick Facts	1
Duke University Golf Club	1
Rod Myers Training Facility	1
The Karcher-Ingram Golf Center	1
2015-16 Roster & Schedule	2
2015-16 Team Picture	2
Head Coach Jamie Green	3-4
Assistant Coach T.D. Luten	4
Sport Administrator Mike Sobb	4
Sport Performance Coach Alex Merrill	4
Andrew Bieber	5
Max Greyserman	6
Alexander Matlari	7
Matt Oshrine	8
Jake Shuman	9
Ben Silverman	10
Adam Wood	11
Shrish Dwivedi	12
Alex Smalley	12
Rod Myers Invitational	13
Tribute to Rod Myers	14
Home Tournament History	14
2014-15 Statistics	15
2014-15 Tournament Results	16-17
Team & Individual Championships	18
NCAA Championship History	19
NCAA Regional History	20
ACC Championship History	21-23
Honors & Awards	24
Season Records	25
Career Records	26
Low Rounds	27
Team Records	28
Freshman Records	29
All-Time Player Stats	30-39
Letterwinners	40
All-Time Results	41-51
International Competition	52
PGA Tour History	53

Duke University Quick Facts

Location	Durham, N.C.
Founded	1838 as Trinity College
Enrollment	6,484
President	Dr. Richard H. Brodhead
Athletics Director	Kevin White
Affiliation	NCAA Division I
Conference	Atlantic Coast
Nickname	Blue Devils
School Colors	Duke Blue & White
Head Coach	Jamie Green
Alma Mater	Ohio Wesleyan '93
Email	mgolf@duaa.duke.edu
Office Phone	919-681-2494
Office Phone	919-681-2578
Golf Mailing Address	Karcher-Ingram Golf Center 3001 Cameron Blvd. Durham, N.C. 27705

Team Information

Lettermen Returning/Graduated	6/3
Top Five Returning	3
2015 ACC Finish	10th
2015 NCAA Regional Finish	3rd
2015 NCAA Championship Finish	T-24th

Sports Information

Golf SID	Cory Walton
E-mail	cwalton@duaa.duke.edu
Office Phone	(919) 668-1712
Cell Phone	(765) 337-2063

Duke University Golf Club

The Duke University Golf Club, which served as the host of the 1962 and 2001 NCAA Division I Men's Golf Championships, is the home venue for the Blue Devil golf team.

Construction of the course was planned to begin prior to World War II, but the bombing of Pearl Harbor in 1941 put the plans on hold. After the war, the present site of 300 acres was selected. The property was carefully chosen for the unique elevation changes of its mildly rolling terrain. In 1955, Duke sought out Robert Trent Jones, whose golf course architecture was widely respected.

Finally, on September 26, 1957, Duke University Golf Club opened to the public. The Duke course was immediately labeled one of the top university golf facilities in the nation. The accolades were great enough to attract the 1962 NCAA Golf Championships. Ironically, there was a soon-to-be-famous golf course architect playing in that NCAA field from Yale University. His name was Rees Jones, eldest son of the Duke golf course designer.

In 1988, university officials recognized that the golf course needed restoration. While no one denied the magnificent routing of its holes, length needed to be increased to account for the advancement of modern golf. Rees Jones, then a master architect in his own right, was the only choice for this redesign. Final major construction began in June, 1993 and was completed in April, 1994. It would be difficult to describe the loving care that Rees Jones put into the design of each and every feature of the course. Throughout the redesign, he scrutinized every shot possibility, observed and considered every angle to insure that each nuance of the course would be subtle and perfectly placed.

The course underwent a second restoration in the summer of 2013. The half a million dollars worth of renovations was again directed by Rees Jones. A majority of the renovations centered on the greens and tee boxes. The greens now feature Champion Bermuda grass and have been expanded by roughly 33 percent, back to the size they were originally designed by Trent Jones, Sr. nearly 60 years ago. The approaches to all 18 greens were resurfaced and replanted with Tifgrand Bermuda to create a smooth playing surface. The improvements also provide an ecological benefit as the new grasses use less water and chemicals to maintain, resulting in the economic benefit of lower operational costs.

The facility plays host to a number of annual events including the upcoming Rod Myers Invitational and the Duke Children's Classic. In addition, the course frequently hosts U.S. Open qualifiers.

Karcher-Ingram Golf Center

Duke plays at the second-ranked university golf course in the nation, but in August of 2005, the already impressive facilities at the Duke University Golf Club took another step towards becoming the best in the NCAA. Duke unveiled the Karcher-Ingram Golf Center, which features coaches' offices, locker rooms, a club repair room, a trophy room, players' lounge, library/study area and an indoor putting surface.

Rod Myers Training Facility

The Rod Myers Training Facility was completed in September of 2006 and is one of the top practice areas in the country.

The Blue Devils' practice facilities include a short-game area designed exclusively for the Duke golf teams where players can practice any shot inside 150 yards. The short-game area includes sand and grass bunkers, uneven lies, fairway bunkers, a target green for wedge shots, a pitching green and an expansive putting green. The chipping and putting zones feature greens with the two most common styles of grass so that team members can prepare for the playing surface of each approaching tournament.

The facility also includes grass practice tees for full-swing hitting out to 350 yards and target greens. The hitting area was created to give Duke players the ability to hit a full range of golf shots by providing three separate sections and angles to drive from as well as to hit approach shots.

In addition, a video analysis building, featuring three heated indoor hitting stations, was completed in September of 2008. The building is equipped with the latest in technological training aides, including V1 Video Analysis systems and a TrackMan ball flight monitor.

Duke University & Nike

In 2009, Duke University and Nike Inc. reached a 10-year sponsorship agreement that will supply all 26 of the Blue Devils' athletics teams with uniforms, footwear, apparel and equipment.

- Under the terms of the contract, Nike phased in its exclusive agreement with all Duke Athletics teams over a three-year period beginning in 2008-09.
- Additionally, all officially licensed Blue Devils merchandise sold by Nike will comply with labor policies consistent with Duke's position on worker's rights. Duke has long been a leader in demanding manufacturers of licensed products protect the rights of workers.
- In 1997, Duke was the first university in the country to adopt a code of conduct for apparel manufacturers that requires licensees, their contractors and sub-contractors to accept independent monitoring of factory working conditions. Two years later, Duke established another standard by requiring its licensees to publicly disclose the names and locations of factories that manufacture Duke items. Duke remains very involved in these issues and committed to ensuring that products bearing its name and/or trademarks are manufactured under humane working conditions.
- Nike will provide cash compensation annually to the Duke Department of Athletics over the term of the contract.
- Nike will provide annual funding to local charities of Duke's choice.
- Each year since 2009, one Duke student-athlete has received a paid internship at Nike headquarters near Beaverton, Ore.

Credits

Editor/Designer: Matt Plizga, Cory Walton
Research: Bradley Amersbach, Leslie Gaber, Kyle Martin, Todd Lindenmuth, Cory Foote
Editorial Assistance: Jean Brooks, Leslie Gaber, Bradley Amersbach
Photography: Duke University Photography

2015-16 DUKE MEN'S GOLF

MEDIA GUIDE


ROSTER & SCHEDULE

Roster

Name	Ht	Wt	R/L	Yr-Exp	Hometown (High School / College)
Andrew Bieber	5-10	150	R	Jr.-2L	Cleveland, Ohio (Gilmour Academy)
Shrish Dwivedi	5-8	145	R	Fr.-HS	Redwood City, Calif. (Harker)
Max Greyserman	5-11	160	R	Jr.-2L	Short Hills, N.J. (Peddie School)
Alexander Matlari	6-0	170	R	Jr.-2L	Leimen, Germany (Englisches Institut Heidelberg)
Matt Oshrine	5-11	190	R	Jr.-TR	Baltimore, Md. (Pikesville / Loyola [Md.]
Jake Shuman	6-2	200	R	So.-1L	Needham, Mass. (Needham)
Ben Silverman	6-2	170	R	So.-1L	Toledo, Ohio (Ottawa Hills)
Alex Smalley	6-0	145	R	Fr.-HS	Wake Forest, N.C. (Wake Forest)
Adam Wood	5-11	170	R	So.-1L	Zionsville, Ind. (Zionsville Community)

Head Coach: Jamie Green

Assistant Coach: T.D. Luten



Left-Right - Assistant coach T.D. Luten, Andrew Bieber, Alexander Matlari, Alex Smalley, Ben Silverman, Jake Shuman, Adam Wood, Matt Oshrine, Max Greyserman, Shrish Dwivedi, head coach Jamie Green.

Schedule

Date	Tournament	Location	Course
Sept. 12-13	Rod Myers Invitational	Durham, N.C.	Duke University Golf Club
Sept. 25-27	Dick's Sporting Good Collegiate Challenge Cup	Nashville, Tenn.	The Golf Club of Tennessee
Oct. 4-6	Nike Collegiate Invitational	Portland, Ore.	Pumpkin Ridge Golf Club
Oct. 12-13	Crooked Stick Invitational	Indianapolis, Ind.	Crooked Stick Golf Club
Nov. 1-3	Kiawah Classic at Turtle Point Golf Club	Kiawah, S.C.	Turtle Point Golf Club
Feb. 15-17	Prestige at PGA WEST	La Quinta, Calif.	PGA WEST
March 20-21	Seahawk Intercollegiate	Wilmington, N.C.	Country Club of Landfall
April 3-5	The Hootie at Bull's Bay Intercollegiate	Awendaw, S.C.	Bull's Bay Golf Club
April 9-10	Princeton Spring Invitational	Princeton, N.J.	Springdale Golf Club
April 22-24	ACC Championship	New London, N.C.	Old North State Club
May 16-18	NCAA Regional Championship	TBD	TBD
May 27-June 1	NCAA Championship Finals	Eugene, Ore.	Eugene Country Club



Jamie Green

Head Coach Eighth Year Ohio Wesleyan '93

Jamie Green became the men's golf coach at Duke University on January 9, 2009, following a highly successful five and a half year stint in the same capacity at UNC Charlotte.

Last season, Duke rebounded from a slow start in the fall to post two tournament wins and reach the 2015 NCAA Championship. Green guided the Blue Devils to a tie for first at the Bandon Dunes Championship and the outright win at the Blue Devil Spring Shootout. Duke posted four under-par tournaments in the spring, including an eight-under 844 to finish third at the NCAA Lubbock Regional. Freshmen Adam Wood and Jake Shuman thrived in their first year with the program, combining for 29 even-par or better rounds and 12 top-20 finishes. Wood earned PING All-Region honors, while posting eight top-20 finishes and 15 rounds of even-par or better golf. Shuman matched a Duke freshman record with 11 under-par rounds to go along with four top-20 finishes, including a 16th-place tie at the NCAA Championship. Shuman and Wood were also named to the ACC All-Academic Team along with senior Turner Southey-Gordon.

In 2012-13, Green led Duke to a school-record five tournament wins, including the 2013 ACC Championship. The Blue Devils also captured team titles at the Tar Heel Intercollegiate, Rod Myers Invitational, Hootie at Bulls Bay Intercollegiate and Wolfpack Spring Open. Green, the 2013 ACC Coach of the Year, saw Brinson Paolini become the first player in Duke history to claim All-America and Academic All-America honors in the same season. Paolini also won the Byron Nelson Award and received All-ACC honors after finishing in the top 20 in all 11 stroke-play events and leading the team with a 71.5 stroke average. Duke also placed four players on the All-ACC Academic team, marking the fourth straight season the Blue Devils had four or more members on the team.

Green guided the Blue Devils to a win at the Rod Myers Invitational and five runner-up finishes during the 2011-12 season. He also saw individual wins from Paolini (River Landing Intercollegiate) and Julian Suri (Rod Myers Invitational and John Burns Intercollegiate). Suri earned All-ACC and All-America honors after recording five top-five finishes and setting a school record with a 71.3 stroke average. Duke also set a school record by finishing under-par as a team in seven events and closed the year with the third-best team stroke average (288.2) in school history.

Duke posted one of its most successful seasons in 2010-11 as the Blue Devils captured three tournament titles and reached the semifinals of match play at the NCAA Championship. Duke won the prestigious Callaway Collegiate Match Play Championship, as well as stroke-play titles at the Irish Creek Collegiate and NCAA East Regional. Green saw his Blue Devils fire a third-round-low score at the NCAA Championship to climb up the leaderboard and secure a spot in the match play championship with an eighth-place finish. Duke defeated top-seed UCLA, 3-1-1, in the quarterfinals before falling 3-2 in a tightly contested semifinal match with Georgia. Paolini received honorable mention All-America and All-ACC accolades.

Five Blue Devils were also named to the All-ACC Academic team, while all eight team members earned ACC Academic Honor Roll status.

In his first full season at Duke, Green guided a lineup featuring three underclassmen to a second straight NCAA Championship appearance and a tie for third place finish at the ACC Championship. The Blue Devils placed in the top five in eight tournaments, including a season-best second place showing at the N.C. State Wolfpack Intercollegiate. Paolini and Adam Long paced the team with 72.3 stroke averages. Long earned All-ACC accolades and was a Byron Nelson Award Finalist, while Paolini set several Duke freshman records en route to being named the ACC Freshman of the Year. In addition to the success on the course, all seven team members were named to the ACC Academic Honor Roll in 2009-10.

Green led the Blue Devils to a tournament win and a third place showing at the ACC Championship during the 2009 spring season. He guided Duke to a fifth place finish at the NCAA Central Regional, as the Blue Devils advanced to the NCAA Championship for the fifth time in a seven-year stretch. Long posted a team-low 73.0 stroke average en route to claiming PING All-East Region recognition, as well as Cleveland Golf/Srixon All-America Scholar accolades.

During his tenure at Charlotte, Green led the 49ers to four NCAA Tournament appearances, placing third in 2007 and eighth in 2008. The 49ers were one of just nine teams to reach the NCAA finals in all three seasons from 2006 to 2008. He also led the team to 17 wins overall, including 15 tournament titles from 2006 to 2008. The 49ers competed in 55 regular-season events, with 39 top five finishes. In 12 postseason events (league tournaments, NCAA Regionals, NCAA Championships), Charlotte posted seven top-five finishes. Under Green's direction, team records for a single round, tournament and single-season scoring were all broken multiple times, as well as individual records for single-round, tournament and single-season scoring.

In his first year, Green led Charlotte to a runner-up finish in Conference USA. The following year, he copped another runner-up finish and the program's first-ever berth in the NCAA Tournament, as an at-large invitee to the East Regional. In 2005-06, Green guided the 49ers to the Atlantic 10 championship, a second straight NCAA East Regional berth and a qualification for the 30-team NCAA finals.

In Green's fourth year, the 49ers again claimed the A-10 title and advanced through the NCAA regionals to the NCAA finals, where they placed third -- matching the best NCAA finish by any 49ers sports program. The 49ers jumped to No. 1 in the country in 2007-08 after winning four straight stroke-play events, including the prestigious PING/Golfweek Preview. Charlotte tied for eighth at the NCAA Championships and finished the year ranked in the nation's top 10 by all three major rankings. Charlotte competed in 12 events, posting a school-record six wins, a runner-up finish and top 10 finishes at both the NCAA Championship and the NCAA East Regional in 2007-08.

Green had four All-America selections at UNC Charlotte, with Andrew DiBitetto and Corey Nagy earning honorable mentions in 2007. In 2008, Nagy again earned honorable mention while Jonas Enander Hedin made the third team.

The A-10 Coach of the Year in 2006, 2007 and 2008, as well as the 2008 GCAA Eaton Golf Pride South Region Coach of the Year in 2008, Green also has a strong academic reputation. Charlotte produced seven

COACHING STAFF

Years	Wins	Conference Finish	Regional Finish	NCAA Finish	All-Americas	Academic All-Americas	All-Conference	Academic All-Conference
Charlotte								
2003-04	-	2nd	-	-	-	-	1	-
2004-05	2	2nd	17th	-	-	-	3	-
2005-06	4	1st	5th	22nd	-	2	5	3
2006-07	5	1st	7th	T-3rd	2	2	4	2
2007-08	6	1st	7th	T-8th	2	3	3	2
Duke								
Spring 2009	1	3rd	5th	14th	-	1	-	2
2009-10	-	T-3rd	4th	T-27th	-	-	1	5
2010-11	3	2nd	1st	8th (SF)	1	-	1	5
2011-12	1	6th	6th	-	-	-	1	5
2012-13	5	1st	T-7th	-	1	1	1	4
2013-14	-	10th	-	-	-	-	-	3
2014-15	2	10th	3rd	T-24th	-	-	-	3
Totals	29	4 titles	10 bids	7 bids	6	9	20	34

GCAA All-America Scholars in a three-year span (2006-08) and had three different players win A-10 Scholar-Athlete of the Year honors in the same period. The 49ers also won the 2005 Conference USA Academic Award for men's golf by posting the league's best GPA. In 2004 and 2006, the golf team won the school's CHAMPS Team Life Skills Award for outstanding participation in that NCAA enrichment program.

A 1993 graduate of Ohio Wesleyan University and a member of the Golf Coaches Association of America since 1996, Green was an assistant coach at a number of schools prior to joining the 49ers. From 1999 to 2003, Green served as the assistant men's golf coach at North Carolina under head coach John Inman. He worked with the department's academic support center and helped North Carolina produce two GCAA All-America Scholars. In 2003, Green was one of three finalists for the inaugural Jan Strickland GCAA National Assistant Coach of the Year Award. From 2000-03, the Tar Heels advanced to the NCAA Championship three times, finishing in the top 10 twice and had two ACC individual champions along with five All-America selections.

At Auburn, Green helped the Tigers place 10th at the 1998 NAAs and helped develop the talent of All-Americans Reid Edstrom and Jason Dufner. In 1998, Auburn produced a GCAA All-America Scholar in Roland Thatcher. Dufner and Thatcher have both competed on the PGA Tour.

Prior to his work at Auburn, Green was an assistant coach at Dartmouth (1994-1997). Green has also served as an instructor of junior golfers at several different schools, academies and camps, including the Tar Heel Golf School, Duke Academy of Golf, Central Ohio Golf Academy, Jerry Haas' Wake Forest Golf Camp and Nike Junior Golf Camps. Inducted in 1997 as a Class A member of the PGA, Green was a golf professional at various golf and country clubs from 1993-97 and still serves as a Class A PGA member.

Green competed in the 1992 NCAA Division III Championship and won three varsity letters at Ohio Wesleyan, where he played for Hall of Fame coach Dr. Richard Gordin. Green has also worked with two Hall of Fame coaches in Auburn's Mike Griffin and Dartmouth's Bill Johnson. Dr. Gordin coached former Blue Devil coaching great Rod Myers at Ohio Wesleyan.



T.D. Luten

Assistant Coach

Fourth Year

Hampton '99

T.D. Luten joined the Blue Devil staff in January of 2013 as the director of golf operations for the men's golf team. He was promoted to assistant coach in July of 2013.

In 2014-15, Luten helped guide the Blue Devils to a pair of tournament wins and a trip to the NCAA Championship. He was instrumental in the development of freshman Jake Shuman, who capped off his first season in Durham with a tie for 16th at the NCAA Championship.

In his first season with the program, Duke claimed three spring tournament titles, including the 2013 ACC Championship. Luten was also on hand for team wins at the Hootie at Bulls Bay Intercollegiate and Wolfpack Spring Open, as well as individual medalist honors for Adam Sumrall at The Trojan.

Luten, a native of Raleigh, N.C., joined the Duke golf program after serving for seven years as Executive Director of the First Tee of the Triangle. While working with the First Tee, Luten oversaw a program that has worked with over 4,000 young people in the Triangle area to teach values, build character and promote healthy choices through the game of golf. For his good work in the Triangle area, Luten was elected to the First Tee's National Advisory Committee in 2007 and 2008.

A 1999 graduate with a degree in U.S. History, Luten received a four-year scholarship to play golf at Hampton University, garnering All-America honors from the National Minority Golf Coaches Association. In 2008, Luten earned a Certificate of Non-profit Management from Duke University.

In addition to working with the First Tee, Luten has played an important role in the community working with the Royal Bank of Scotland (RBS) Mentoring Program, Communities in Schools, Oberlin Road YWCA, Energize Youth Program of Raleigh Parks and Recreation and the Wake Forest & Raleigh Boys & Girls Clubs.

Luten currently resides in Raleigh, N.C., with his wife, Lisa.



Alex Merrill

Sport Performance Coach

Sixth Year

Keene State '08

Alex Merrill joined the Duke strength and conditioning staff in September of 2010. Merrill oversees program design and implementation for men's and women's golf, wrestling and track & field.

Before joining Duke, Merrill was the Head Strength and Conditioning Coach at Attain Sports Performance, a private training facility in Western Massachusetts. He holds a Bachelor's degree from Keene State College in Physical Education and a Master's degree from Springfield College in Applied Exercise Science. He is a Certified Strength & Conditioning Specialist through the National Strength & Conditioning Association.

Merrill also earned certification from Nike Golf 360 in 2013. The Nike Golf 360 is a holistic approach to improving golfers' performance through physical evaluation and training, custom fitting of equipment and digital tracking tools.



Mike Sobb

Sport Administrator

27th Year

Indiana '87

Mike Sobb serves as Associate Athletic Director for Resource Acquisition, with direct oversight of the men's golf program. His role as sport supervisor includes day-to-day interaction with the coaches,

current and former student-athletes and other support staff, oversight of the team's budget and coordination of efforts to continually enhance the program. In addition, Sobb is chairman of the ACC Men's Golf Tournament Committee.

Sobb's passion for golf makes him a natural fit to work with the men's team. He has helped run Duke's annual tournament for nearly 20 years and worked with the golf staff on the rededication of the Duke University Golf Club in spring 1994. Sobb served as marketing chair for the 2001 Division I NCAA Men's Golf Championships at Duke. He is an active member of the North Carolina Golf Panel and maintains the displays and historical murals in the Karcher-Ingram building as well.

Sobb started at Duke in 1988 as an Assistant Sports Information Director before being named Promotions Director in 1990. He was named to Director of Marketing in January 2001 and promoted to Assistant AD for Marketing three years later, with Corporate Relations added to the title in 2008. Sobb was also responsible for Duke Athletics' corporate partners program for nearly 20 years until IMG College assumed the rights in July 2009. After serving as Associate AD, External Affairs from 2009 through July 2013, Sobb moved into his current role.

Sobb serves as the department liaison with IMG College, Duke's multi-media rights holder, and IMG Learfield Ticket Solutions, the sales side of Duke Athletics ticket area. His role includes driving revenue, budget relief for the entire department of athletics, looking for new sources of revenue for Duke Athletics, and serving as the department contact with various corporate entities and community groups in the area. He will also head corporate sales for future suites, loge and club seats in Wallace Wade Stadium and other venues within the expanding athletics complex over the next few years.

Sobb is on the board of the Durham Chamber of Commerce's Durham 2.0 committee, is the athletics representative on the Corporate Relations and Calendar Committees for Duke University, and is a founding member of the South Durham Little League Foundation. He has also served as past chairman of the ACC Marketing Director's Committee and was a founding board member of the Emily Krzyzewski Family Life Center.

He coordinated the purchase, installation and implementation of the video board in Wallace Wade Stadium as well as new scoreboards and/or signage in Cameron Indoor, Koskinen and Ambler Stadiums and at Williams Field. Sobb also founded Duke's Read with the Blue Devils program in spring 1991 and oversees the department's dealer car program.

A 1987 graduate of Indiana University with a Bachelor of Science degree in Marketing from the Kelley School of Business, Sobb worked for three years in sports information at his alma mater as a student assistant before serving an internship at the University of North Carolina.

Sobb resides in Durham and has three children; Keith, Molly and Ben.



Andrew Bieber
Right-Handed
5-10 • 150 • Junior-2L
Cleveland, Ohio
(Gilmour Academy)

2014-15: Had a 76.3 scoring average over 11 rounds played ... posted two rounds at par or better ... best finish was a tie for 23rd at the Rod Myers Invitational, where he shot 73-73=146 (+2).

2013-14: Posted a 78.3 stroke average over 16 rounds played ... recorded a season low 72 in the second round of the Rod Myers Invitational ... top finish was a tie for 40th at the Wolfpack Spring Open.

PREP: Four-year letterwinner at Gilmour Academy under coach Charlie Treemont ... three-time first team all-state selection ... two-time Ohio Division III state champion ... set tournament record with a 144 (E) at North-Star Golf Club to claim medalist honors at the 2012 state championship ... became the 14th two-time state champion in Ohio high school history ... named National High School Coaches Association Player of the Year as a senior ... also received NHSCA Player of the Month honors for October ... *Plain Dealer* Golfer of the Year award winner ... named to the Ohio High School Golf Coaches Association Academic All-America team as a senior ... claimed medalist honors at the sectional, district and state championship in 2011 ... named first team all-state as a junior ... finished fourth at the Ohio state championship as a sophomore ... named first team all-state in 2010 ... played varsity golf and was a district qualifier as a freshman.

JUNIOR GOLF: Three-time USGA Junior Amateur qualifier medalist (2009-2011) ... finished eighth in a field of 108 players at the 2012 AJGA Ravenwood ... carded lowest round honors and placed fourth at the AJGA 2012 Columbus ... finished third with low round honors at the 2012 Red Tail ... recorded second place showings at the 2011 Hudson Junior Invitational and Kiely Cup at Caterbury Golf Club ... shot a 145 to finish third at the IJGT Architects Club ... named the IJGT Player of the Year in 2008 and 2009 ... three-time winner of the IJGT Greenbriar ... shot 74-73 to claim medalist honors at the 2008 AGA Junior Tournament of Champions ... received the Art Wall Trophy, named for the former Duke golf legend ...

PERSONAL: Born Andrew Steven Bieber on Nov. 14, 1994 in Hinsdale, Illinois ... son of Edie and Eric Bieber ... has an older brother, Brandon ... father, Eric, is chief medical officer at University Hospitals ... mother, Edie, is a physician ... vice president of local National Honor Society chapter ... associate chair of the Gilmour Academy investment club ... state championship qualifier in competitive speech ... was a Kairos retreat leader ... earned highest honor honor roll accolades in all semesters throughout high school ... received the Robert Tomaro Honor Award for Extraordinary Commitment ... also earned Headmaster's Award for Academic Excellence, Chaplain's Award, Washington and Lee Book Award and Dennis Hoynes Award for Outstanding Scholar Athlete ... member of The Cum Laude Society ... graduated in the top 10% of his class ... hobbies include ping pong, raquetball, water skiing, basketball, movies and music ... played basketball as a freshman helping team to an undefeated season ... favorite athlete is Gary Player ... chose Duke over Notre Dame, Virginia, Ohio State, Stanford, Northwestern and Yale.



PLAYER BIOS

Bieber's Tournament Results

2014-15		
Rod Myers Invitational	73-73=146 (+2)	T-23rd
Royal Oaks Intercollegiate	78-78-78=234 (+21)	T-63rd
Hummingbird Intercollegiate	77 (+6)	T-51st
Bandon Dunes Championship	71-83=154 (+10)	T-68th
Blue Devil Spring Shootout	81 (+9)	T-48th
Wolfpack Spring Open	76-71=147 (+5)	T-27th
2013-14		
Tar Heel Intercollegiate	78-76-77=231 (+15)	62nd
Rod Myers Invitational	79-72-79=230 (+14)	T-55th
ECU Pirate Intercollegiate	78-81-89=248 (+35)	T-51st
The Farms Collegiate Invitational	84-79-78=241 (+25)	65th
Irish Creek Collegiate	77-73-75=225 (+12)	T-52nd
Wolfpack Spring Open	PPD-77=77 (+5)	T-40th

Year	Total Tournaments	Total Rounds	Total Strokes	Stroke Average	Even Par Rounds	Under Par Rounds	Best 18	Best 54	Top 5	Top 10	Top 20	Best Finish
2013-14	6	16	1,252	78.3	1	0	72	225	0	0	0	T-40th
2014-15	6	11	839	76.3	1	1	71	234	0	0	0	T-23rd
Career	12	27	2,091	77.4	2	1	71	225	0	0	0	T-23rd



Max Greyserman

Right-Handed
5-11 • 160 • Junior-2L
Short Hills, N.J.
(Peddie School)

SUMMER 2015: Won the NJSGA Amateur Championship with a three-under 277 (69-74-70-64) ... overcame a six-shot deficit in the final round.

2014-15: Recorded a 75.3 stroke average over 23 rounds played ... low round was a third-round 69 at the NCAA Lubbock Regional ... best finish was a 21st-place tie at the Yale Spring Invitational, where he shot 71-75-71=217 (+7).

SUMMER 2014: Fired a six-under 207 to claim medalist honors at the 94th New Jersey State Golf Association Open Championship recorded rounds of 71-68-68 to post a three-shot victory at Essex County Country Club in West Orange, N.J.

2013-14: Posted a 74.9 stroke average with five under-par rounds ... shared the team lead with 11 tournaments and 31 rounds played ... also had a pair of even-par efforts ... recorded two top 20 finishes, including a tie for fourth at the Tar Heel Intercollegiate in his first collegiate event ... posted a counting team score in 24 of 28 rounds as a member of the Duke lineup ... fired a 71-71-72=214 (-2) to tie for fourth at the Tar Heel Intercollegiate ... finished 20th at the Irish Creek Collegiate with a 218 (75-71-72) while playing as an individual ... carded a season-low 70 in the second round of the Rod Myers Invitational ... also had under-par rounds in the final round of the Schenkel Invitational and the ACC Championship ... recorded a hole-in-one on the par 3 seventh hole at Bulls Bay CC in the second round of the Hootie at Bulls Bay Intercollegiate.

PREP: Played varsity golf at Pine Crest School as a seventh grader ... lettered in golf five times ... attended Peddie School and led team to three state championships ... two-time Coaches Award winner ... team captain as a senior ... won the N.J. State Prep championship with a state record team score ... led team to MAPL and Mercer County championships ... team finished undefeated for dual meet season ... guided Peddie to state championship and undefeated dual meet season as a junior ... made a six-foot putt in a playoff to clinch the state championship as a freshman.

JUNIOR GOLF: Rated 14th nationally in Polo Rankings ... won the 2013 N.J. Junior Championship ... finalist at 2013 St. Andrews Boys Open ... member of the 2013 Wyndham Cup East Team ... semifinalist at the 2013 North/South Amateur ... 2012 Rolex second team All-America selection ... shot 68-69-67 to win the 2012 Golf Pride Junior Classic ... reached the round of 32 at the 2012 British Boys Amateur ... recorded top 10 finishes at the Lessings AJGA Classic, The PING Invitational, Puerto Rico Junior Open and N.J. Amateur in 2012 ... placed 11th at the 2012 Junior PGA Championship ... finished fourth at the 2011 Rome Classic ... was sixth at the 2010 Junior All-Star Penn State.

PERSONAL: Born Max Alexander Greyserman on May 31, 1995 in Short Hills, N.J. ... son of Alex and Elaine Greyserman ... father, Alex, is a hedge fund manager and a math professor at Columbia ... mother, Elaine, played tennis at Rutgers ... has an older sister, Jacquie, and two younger brothers, Dean and Reed ... academic honor roll student ... hobbies include basketball, tennis and ping pong ... favorite athlete is Tiger Woods.



PLAYER BIOS

Greyserman's Tournament Results

Year	Tournament	Score	Par	Rank
2014-15	Invitational at the Ocean Course	75-77-76=228 (+12)	T-45th	
	Dick's Sporting Goods Collegiate Cup vs. Euan Walker, Missouri	74-77-72=223 (+10)	T-37th	
	Nike Golf Collegiate Invitational	72-74-78=224 (+14)	T-39th	
	Rod Myers Invitational	79-80=159 (+15)	T-64th	
	Bandon Dunes Championship	77-75=152 (+8)	T-59th	
	Blue Devil Spring Shootout	76 (+4)	T-23rd	
	Yale Spring Invitational	71-75-71=217 (+7)	T-21st	
	NCAA Lubbock Regional	76-73-69=218 (+5)	T-50th	
	NCAA Championship	82-78-75=235 (+19)	MC	
	2013-14	Tar Heel Intercollegiate	71-71-72=214 (-2)	T-4th
Dick's Sporting Goods Collegiate Cup vs. Ben Fogler, Vanderbilt		72-77-80=229 (+16)	40th	
Rod Myers Invitational		76-70-75=221 (+5)	L, 4&2	
US Collegiate Championship		75-76-73=224 (+8)	T-28th	
The Farms Collegiate Invitational		74-77-77=228 (+12)	T-39th	
General Jim Hackler Championship		79-74-75=228 (+12)	T-23rd	
Schenkel Invitational		78-73-71=222 (+6)	T-40th	
Hootie at Bulls Bay Intercollegiate		78-81-76=235 (+19)	T-72nd	
Irish Creek Collegiate		75-71-72=218 (+5)	20th	
Wolfpack Spring Open		PPD-76=76 (+4)	T-26th	
ACC Championship		78-77-71=226 (+10)	T-51st	

Year	Total Tournaments	Total Rounds	Total Strokes	Stroke Average	Even Par Rounds	Under Par Rounds	Best 18	Best 54	Top 5	Top 10	Top 20	Best Finish
2013-14	11	31	2,321	74.9	2	5	70	214	1	1	2	T-4th
2014-15	9	23	1,732	75.3	0	1	69	217	0	0	0	T-21st
Career	20	54	4,053	75.1	2	6	69	214	1	1	2	T-4th



Alexander Matlari

Right-Handed

6-0 • 170 • Junior-2L

Leimen, Germany

(Englisches Institut Heidelberg)

2014-15: Played 21 rounds, averaging 74.5 yards per round ... posted three top-10 finishes, including one top-10 showing ... had four rounds at par or better, including two rounds in the 60s ... shot a season-low round of 68 in the second round of

the Bandon Dunes Championship, where he finished with a total of 141 (-3) to tie for third ... Bandon Dunes marked his best finish of the season ... tied for eighth at the Blue Devil Spring Shootout with a one-over 73 ... placed eighth at the Yale Spring Invitational with a one-over 211 (72-70-69).

2013-14: Recorded a 74.8 stroke average ... shared the team lead in tournaments (11), total rounds (31) and even-par rounds (five) ... led the Blue Devils in par 5 scoring (4.80) ... had two top 20 finishes, including a tie for 10th at the ECU Pirate Intercollegiate ... posted a season-low round of 69 in the opening round of The Farms Collegiate Invitational ... also carded under-par rounds at the Tar Heel Intercollegiate, United State Collegiate Championship and ECU Pirate Intercollegiate ... shot 75-72-72=219 to tie for 16th at the Rod Myers Invitational ... finished tied for 10th at the ECU Pirate Intercollegiate with a 76-70-75=221.

INTERNATIONAL GOLF: Current member of the German Men's National Team ... four-time German National Junior Champion (2009-12) ... member of the German Junior National Team from 2009-12 ... tied for ninth at the 2013 Australian Amateur ... won the Doral Publix Junior Golf Classic and German Junior Masters in 2012 ... won the title at the Harder Jr. Masters after carding three under-par rounds of 67-70-66 ... finished as runner-up at the European Amateur Club Trophy (67-69-66) and German National Men's Championship in 2012 ... placed third at the 2012 European Boys Team Championships and tied for third at the 2012 German International Amateur and 2012 Schüco Open ... suffered a broken ankle during the 2011 summer ... won the 2011 Allianz German Boys Open ... finished fourth at the 2011 Duke of York Young Champions Trophy ... place fifth at the 2011 German National Men's Championship ... led Germany to a second place finish at the 2009 European Team Championship ... won the 2008 Evian Junior Masters Championship.

PERSONAL: Born Alexander Tomas Matlari on June 9, 1994 in Heidelberg, Germany ... son of Tomas and Martina Matlari ... both parents were professional tennis players ... father, Tomas, is CEO of Enmon LLC ... mother, Martina, also works at Enmon LLC ... has a younger brother, Phillip ... participated in the 2012 Berlitz English language program ... received Best Grade in German graduation exam in 2012 ... earned distinctions for best grade average in class in 2009, 2010 and 2011 ... hobbies include fitness, music, cars and tennis ... favorite athlete is Novak Djokovic.



PLAYER BIOS

Matlari's Tournament Results

Tournament	Score	Finish
Rod Myers Invitational	73-74=147 (+3)	T-27th
Royal Oaks Intercollegiate	82-83-75=240 (+27)	71st
Hummingbird Invitational	76 (+5)	T-40th
John Hayt Collegiate Invitational	79-75-73=227 (+11)	T-34th
Bandon Dunes Championship	73-68=141 (-3)	T-3rd
Blue Devil Spring Shootout	73 (+1)	T-8th
Hootie at Bulls Bay Intercollegiate	72-75-73=220 (+4)	T-43rd
Yale Spring Invitational	72-70-69=211 (+1)	8th
ACC Championship	77-77-75=229 (+13)	T-49th

Tournament	Score	Finish
Tar Heel Intercollegiate	71-74-79=225 (+8)	T-38th
Rod Myers Invitational	75-72-72=219 (+3)	T-16th
US Collegiate Championship	77-75-71=223 (+7)	T-48th
ECU Pirate Intercollegiate	76-70-75=221 (+8)	T-10th
The Farms Collegiate Invitational	69-74-81=224 (+8)	T-24th
General Jim Hackler Championship	79-72-79=230 (+14)	T-32nd
Schenkel Invitational	76-74-75=225 (+9)	T-55th
Hootie at Bulls Bay Intercollegiate	75-77-72=224 (+8)	T-40th
Irish Creek Collegiate	76-71-80=227 (+14)	T-62nd
Wolfpack Spring Open	PPD-78=78 (+6)	T-48th
ACC Championship	74-75-76=225 (+9)	T-47th

Year	Total Tournaments	Total Rounds	Total Strokes	Stroke Average	Even Par Rounds	Under Par Rounds	Best 18	Best 54	Top 5	Top 10	Top 20	Best Finish
2013-14	11	31	2,320	74.8	5	4	69	219	0	1	2	T-10th
2014-15	9	21	1,564	74.5	2	2	68	211	1	3	3	T-3rd
Career	20	52	3,884	74.7	7	6	68	211	1	4	5	T-3rd



Matt Oshrine

Right-Handed
5-11 • 190 • Junior-TR
Baltimore, Md.
(Pikesville / Loyola [Md.])

2014-15 (at Loyola [Md.]): PING All-Northeast Region ... Corvias Patriot League Scholar-Athlete of the Year ... Patriot League Most Outstanding Golfer ... Swept all four monthly Patriot League awards ... ECAC Golfer of the Month in October ...

medalist at the Doc Gimmier, Middleburg Bank Intercollegiate and Patriot League Championships ... led Loyola with a 71.7 scoring average ... posted 19 rounds at par or better in 36 rounds played for the season.

2013-14 (at Loyola [Md.]): All-Patriot League first team ... Patriot League Golfer of the Month in March ... led Loyola in stroke average (73.0) and rounds at par or better (17) ... Tied for third at the Patriot League Championships.

PREP: Ranked as the No. 102 golfer in his class by Junior Golf Scoreboard ... finished 10th at the 2012 Maryland State Open Championship ... tied for seventh at the 2012 Under Armour/Steve Merino Championship.



PLAYER BIOS

Oshrine's Tournament Results

2014-15 (at Loyola [Md.])

Doc Gimmier	64-65-65=194 (-16)	1st
Fighting Irish Classic	68-75-72=215 (+2)	T-6th
Wolfpack Intercollegiate	69-72-69=210 (-3)	5th
Maryland Invitational	70-76-71=217 (+1)	T-3rd
Old Corkscrew Intercollegiate	74-73-71=218 (+2)	T-6th
Loyola Golf Invitational	75-68-74=217 (+1)	T-12th
Cleveland Golf Palmetto Intercollegiate	68-67-79=214 (+4)	T-31st
Middleburg Bank Intercollegiate	70-72-66=208 (-2)	1st
Seahawk Intercollegiate	71-73-86=230 (+14)	T-39th
Liberty Spring Invitational	72-69-78=219 (+3)	T-19th
Patriot League Championship	72-70-73=215 (-1)	1st
NCAA Chapel Hill Regional	76-76-73=225 (+9)	T-61st

2013-14 (at Loyola [Md.])

Marshall Invitational	70-70-76=216 (+3)	T-18th
Hartford Hawks Invitational	72-70-79=221 (+5)	T-10th
Stars & Stripes Invitational	66-70-73=209 (+2)	3rd
ODU / OBX Invitational	82-71-70=223 (+7)	T-54th
Eagle / Osprey Intercollegiate	78-78-71=227 (+11)	T-31st
Snowman Getaway	69-74-69=212 (-4)	T-15th
Pinehurst Intercollegiate	79-74-70=223 (+1)	T-4th
C&F Bank Intercollegiate	71-70-73=214 (+4)	T-8th
River Landing Intercollegiate	72-77-79=228 (+12)	T-33rd
Wolfpack Spring Open	73 (+1)	T-8th
Patriot League Championship	70-76-69=215 (+5)	T-3rd
NCAA Missouri Regional	77-72-72=221 (+5)	T-43rd

Year	Total Tournaments	Total Rounds	Total Strokes	Stroke Average	Even Par Rounds	Under Par Rounds	Best 18	Best 54	Top 5	Top 10	Top 20	Best Finish
2013-14	12	34	2,482	73.0	9	8	66	209	3	6	9	3rd
2014-15	12	36	2,581	71.7	3	16	64	194	5	7	9	1st
Career	24	70	5,063	72.3	12	24	64	194	8	13	18	1st



Jake Shuman
Right-Handed
6-2 • 200 • Sophomore-1L
Needham, Mass.
(Needham)

SUMMER 2015: Tied for second at the Canadian Men's Amateur Championship with a six-under 281.

2014-15: ACC All-Academic Team ... played a team-high 36 rounds and ranked second on the team with a 73.4 stroke average ... had 14 rounds at par or better, including four rounds in the 60s ... produced two top-10 finishes ... best finish was a tie for fourth at the Blue Devil Spring Shootout, shooting an even-par 72 ... shared eighth place at the Rod Myers Invitational with a 71-71=142 (-2) ... tied for 16th at the NCAA Championships, carding a score of 69-78-71-71=289 (+1).

SUMMER 2014: Advanced to the semifinals of the 106th Massachusetts Amateur Championship at Kernwood Country Club ... fired a one-under 139 to tie for second during stroke play before claiming three match play victories.

PREP: Four-year letterwinner and team MVP at Needham for coach Adam Cole ... a part of three Bay State Conference Championship teams ... won two MIAA individual state titles ... three-time *Boston Globe* All Scholastic team selection ... named Bay State MVP as a freshman and senior ... *Boston Globe* Player of the Year as a junior and senior ... named Massachusetts Golf Association Junior Player of the Year in 2013 ... led his team to a 12-2 record and the Bay State Conference championship in 2013 ... posted a 34.8 stroke average and won the MIAA State Championship as an individual as a senior ... recorded a 36.1 stroke average as a junior ... guided Needham to a 12-2 mark and the Bay State Conference title ... also claimed the individual state championship in 2012 ... as a sophomore helped Needham to a 9-5 record and a conference championship ... competed in the MIAA State Championship as a freshman ... helped the school to an 8-6 record overall in 2010.

JUNIOR GOLF: Ranked 94th in the 2014 recruiting class by Golfweek ... captain of Team Massachusetts in 2013, leading the team to a win at the New England Junior Amateur ... co-captain on Team New England in 2013, leading the team to a victory against Team USA in the John D. Mineck DBC Cup.

PERSONAL: Born Jacob Gregory Shuman on November 21, 1995 in Boston, Mass. ... son of Jim and Ann Shuman ... father, Jim, played college basketball at Buffalo State College ... has two sisters, Becca and Molly ... four-year honor roll student ... received the Needham Citizens Award as a freshman ... co-founder of Key for Hope Club ... volunteer camp counselor at Needham Project Van ... also played AAU basketball for the Massachusetts Blue Devils ... selected to play for the Needham Little League baseball team that reached the Little League World Series in Williamsport twice ... enjoys playing basketball and ping pong and watching movies ... favorite athlete is Tom Brady.



PLAYER BIOS

Shuman's Tournament Results

2014-15			
Invitational at the Ocean Course	71-74-81=226 (+10)		T-33rd
Dick's Sporting Goods Collegiate Cup vs. Wilson Sundvold, Missouri	73-67-80=220 (+7)		T-26th All-Square
Nike Golf Collegiate Invitational	71-75-74=220 (+10)		T-22nd
Rod Myers Invitational	71-71=142 (-2)		T-8th
Royal Oaks Intercollegiate	74-77-73=224 (+11)		T-37th
John Hayt Collegiate Invitational	80-79-75=234 (+18)		T-62nd
Bandon Dunes Championship	75-73=148 (+4)		T-33rd
Blue Devil Spring Shootout	72 (E)		T-4th
Hootie at Bulls Bay Intercollegiate	73-70-77=220 (+6)		T-43rd
Yale Spring Invitational	70-75-69=214 (+4)		T-12th
ACC Championship	74-75-71=220 (+4)		32nd
NCAA Lubbock Regional	67-71-75=213 (E)		T-22nd
NCAA Championship	69-78-71-71=289 (+1)		T-16th

Year	Total Tournaments	Total Rounds	Total Strokes	Stroke Average	Even Par Rounds	Under Par Rounds	Best 18	Best 54	Top 5	Top 10	Top 20	Best Finish
2014-15	13	36	2,642	73.4	3	11	67	213	1	2	4	T-4th
Career	13	36	2,642	73.4	3	11	67	213	1	2	4	T-4th



Ben Silverman
Right-Handed
6-2 • 170 • Sophomore-1L
Toledo, Ohio
(Ottawa Hills)

Silverman's Tournament Results


2014-15		
Rod Myers Invitational	86-80=166 (+22)	71st
Blue Devil Spring Shootout	77 (+5)	T-29th
Wolfpack Spring Open	81-78=159 (+17)	T-66th

2014-15: Had an 80.4 stroke average over five rounds played ... best finish was a tie for 29th at the Blue Devil Spring Shootout.

PLAYER BIOS

PREP: Four-year letterwinner at Ottawa Hills for coach Jim McGill ... three-time all-state selection ... three-time district player of the year ... helped Ottawa Hills to four Toledo Area Athletic Conference championships ... posted a school-record 35.47 stroke average as a senior ... earned First Team All-Ohio and district POTY honors in 2013 ... garnered second team all-state and district POTY accolades after posting a 36.72 stroke average as a junior ... tabbed First Team All-Ohio and district POTY after recording a 36.82 stroke average as a sophomore ... had a 38.38 stroke average en route to first team all-district honors as a freshman ... was also a four-year letterwinner in basketball ... helped lead Ottawa Hills to the Regional Finals (Elite Eight) in the OHSAA state tournament.

PERSONAL: Born Benjamin Burton Silverman on February 25, 1996 in Toledo, Ohio ... son of Judd and Lisa Silverman ... father, Judd, played golf at the University of South Florida and is an LPGA Tournament Director ... mother, Lisa, is a pizza franchise owner... has an older brother, Reed ... honor roll student as a junior and senior ... favorite athlete is Luke Donald.



Year	Total Tournaments	Total Rounds	Total Strokes	Stroke Average	Even Par Rounds	Under Par Rounds	Best 18	Best 54	Top 5	Top 10	Top 20	Best Finish
2014-15	3	5	402	80.4	0	0	77	-	0	0	0	T-29th
Career	3	5	402	80.4	0	0	77	-	0	0	0	T-29th



Adam Wood

Right-Handed

5-11 • 170 • Sophomore-1L

Zionsville, Ind.

(Zionsville Community)

2014-15: PING All-East Region ... ACC All-Academic Team ... led Duke with a 72.7 stroke average in 35 rounds, the second-best stroke average by a freshman in program history ... had 15 rounds at par or better, the second-best freshman total in

Duke history ... registered three top-10 finishes and eight top-20 showings in 13 tournaments ... finished five tournament at par or better ... tied for eighth in his collegiate debut at the Invitational at the Ocean Course with a two-under 214 ... shared seventh place at the John Hayt Collegiate Invitational with a four-over 220, marking his best finish of the season ... tied for ninth at the Yale Spring Invitational with a two-over 212 ... shot two-under at both the ACC Championship and the NCAA Lubbock Regional, tying for 14th and 11th, respectively.

SUMMER 2014: Shot a closing round 66 to win the 2014 Northern Amateur with a seven-under 209 and a two-shot victory at Sand Creek Country Club ... played the final 36 holes of the event at nine-under after carding just two birdies en route to a two-over 74 in the opening round.

PREP: Four-year letterwinner for coach Steve Simmons ... three-time all-state selection ... won the 2013 IHSAA state championship with a 68-68=136 (-8) ... also set school records as a junior for stroke average (70.8) and birdies (60) ... posted a 65 (-5) to match a school record at the Highland Invitational ... posted a five-under 67 at the Golf Club of Indiana in sectional play ... posted a 72.0 stroke average with 55 birdies as a sophomore ... individual runner-up at the 2011 state championship ... closed his freshman campaign with a 72.8 stroke average and 52 birdies ... helped the team to a fourth-place finish in the 2010 state tournament.

JUNIOR GOLF: Ranked sixth in the 2014 recruiting class by Golfweek ... ranked in the top 10 among all 2014 golfers in all three national junior rankings (Golfweek/Sagarin Rating, AJGA Polo Junior Ranking and the National Junior Golf Scoreboard) ... played in the AJGA Thunderbird International Junior, AJGA CB&I Boys Championship, Terra Cotta Invitational and Jones Cup Invitational in 2014 ... fired a 69-69-68=206 to finish second at the 2013 North & South Amateur Championship ... also placed second at the 2013 AJGA Rolex Tournament of Champions with a 273 (69-69-70-65) ... posted a 219 to finish eighth at the 2013 Junior Players Championship ... finished 16th at the 2013 AJGA Thunderbird International Junior ... placed 19th at the 2013 HP Boys Championship ... reached match play at the 2013 U.S. Junior Amateur ... recorded five top 10 finishes in 2012, including a win the 2012 Western Junior with rounds of 70-67-71-71 ... shot 72-70-69-68 to place third at the 2012 Junior PGA Championship ... finished fourth at the 2012 AJGA Memorial Junior ... shot 69-75 to place fifth at the 2012 Polo Golf Junior Classic ... defeated Scottie Scheffler in the match play final to win the 2012 Polo Golf Junior Classic ... fired a 283 (70-71-71-71) to finish eighth at the 2012 Junior Orange Bowl ... also had top 20 finishes at the 2012 AJGA Ping Invitational (11th), 2012 Junior Players Championship (13th), 2012 U.S. Junior Amateur (18th) and 2012 Junior Invitational (19th) ... shot 67-70=137 to claim medalist honors in stroke play at the 2011 Polo Golf Junior Classic ... won the 2011 AJGA Stonehenge Junior Open with a 203 (67-68-68) ... finished second at the 2011 AJGA Coca-Cola Junior Championship at Boyne Highlands with a 73-73-60=215 ... also had top 20 finishes at the 2011 AJGA Columbus Junior presented by the Memorial Tournament (15th) and the 2011 AJGA Junior at Savannah Quarters (11th) ... finished in the top 20 a five AJGA events in 2010 ... posted a 66-70-69 to place second at the 2010 AJGA Junior All-Star at The Rail ... placed fourth at the 2010 AJGA Junior All-Star at Chateau Elan ... finished fifth at the 2010 AJGA Evitt Foundation RTC Junior All-Star with a 70-75-68=213

... also had top 20 finishes at the 2010 AJGA Montverde Academy Junior All-Star Invitational (14th) and the 2010 AJGA Natural Resource Partners Bluegrass Junior (19th).

PERSONAL: Born Adam Daniel Wood on August 23, 1995 in Indianapolis, Ind. ... son of Dan and Kris Wood ... father, Dan, is a patent attorney ... mother, Kris, is an elementary school teacher ... has a younger brother, Andrew ... three-time 4.0 Certificate recipient at Zionsville Community High School ... participated in the Star Tutor Program as a senior ... hobbies include playing basketball and watching movies ... favorite athlete is Phil Mickelson.



PLAYER BIOS

Wood's Tournament Results

2014-15

Invitational at the Ocean Course	69-74-71=214 (-2)	T-8th
Dick's Sporting Goods Collegiate Cup vs. Jacob Fair, Missouri	73-71-77=221 (+8)	T-29th W, 6&5
Nike Golf Collegiate Invitational	71-75-72=218 (+8)	T-16th
Rod Myers Invitational	72-72=144 (E)	T-13th
Royal Oaks Intercollegiate	74-79-76=229 (+16)	56th
John Hayt Collegiate Invitational	76-74-70=220 (+4)	T-7th
Bandon Dunes Championship	70-78=148 (+4)	T-33rd
Blue Devil Spring Shootout	77 (+5)	T-29th
Hootie at Bulls Bay Intercollegiate	68-76-70=214 (-2)	T-19th
Yale Spring Invitational	66-74-72=212 (+2)	T-9th
ACC Championship	72-72-70=214 (-2)	T-14th
NCAA Lubbock Regional	70-72-69=211 (-2)	T-11th
NCAA Championship	73-74-74=221 (+5)	MC

Year	Total Tournaments	Total Rounds	Total Strokes	Stroke Average	Even Par Rounds	Under Par Rounds	Best 18	Best 54	Top 5	Top 10	Top 20	Best Finish
2014-15	13	35	2,543	72.7	6	9	66	211	0	3	8	T-7th
Career	13	35	2,543	72.7	6	9	66	211	0	3	8	T-7th



Shrish Dwivedi

Right-Handed
5-8 • 145 • Freshman-HS
Redwood City, Calif.
(Harker)

PREP: Ranked 40th overall in his recruiting class by Golfweek/Sagarin and 57th by by Polo Golf ... a 2014 FCWT first-team All-American and All-Academic Team member ... the 2014 West Bay Athletic League MVP.

PERSONAL: Born Shrish Dwivedi on February 4, 1997 at Duke University Hospital .. son of Sarvajna and Seema Dwivedi ... has a sister, Ila ... 2014 National AP Scholar.



Alex Smalley

Right-Handed
6-0 • 145 • Freshman-HS
Wake Forest, N.C.
(Wake Forest)

PREP: Ranked 36th overall in his recruiting class by Golfweek/Sagarin, 48th by Junior Golf Scoreboard and 78th by by Polo Golf ... a first-team all-state selection and North Carolina Junior Boys Championship winner in 2014 ... A Raleigh News & Observer All-Metro pick as both a junior and senior.

PERSONAL: Born Alex Anthony Smalley on October 21, 1996, in Rochester, N.Y. .. son of Terry and Maria Smalley ... mother, Maria, earned a Ph.D. at Duke in 1995 ... has a sister, Katie.

PLAYER BIOS



MEDIA GUIDE

Sixth Annual Rod Myers Invitational

Duke will host the sixth annual Rod Myers Invitational Sept. 11-13, 2015 at the Duke University Golf Club. The 54-hole event will feature 36-holes of play on Saturday, followed by an 18-hole final round on Sunday. Live scoring, recaps and statistics will be available at the Rod Myers Invitational tournament central web page on www.GoDuke.com/rmi.

Among the teams competing with Duke at the event are Davidson, East Carolina, Kansas, Kansas State, Liberty, Loyola [Md.], Maryland, Michigan State, Notre Dame, Penn State, Tulsa, UNC Wilmington, UNC Greensboro and Wake Forest.

Schedule of Events

Friday, Sept. 11

8:00 am - Practice facilities open
11:00 am - Practice rounds begin
6:00 pm - Team Dinner at Scharf Hall

Saturday, Sept. 12

7:00 am - Practice facilities open
7:50 am - Opening round tee times begin
Second round begins immediately following first round
6:30 pm - Team Dinner at Scharf Hall

Sunday, Sept. 13

7:00 am - Practice facilities open
8:05 am - Final round tee times begin
3:30 pm - Awards ceremony



2014 Rod Myers Invitational Results

East Carolina claimed the 2014 Rod Myers Invitational (Oct. 11-12) crown after firing a 15-under 561 at the Duke University Golf Club. The Pirates posted rounds of 281 and 280 in the rain-shortened event for a seven shot victory over North Carolina. Duke finished fourth with a five-over 581.

East Carolina's George Kilgore claimed medalist honors with a seven-under 137, while Kyle Jones of Baylor and Matt Rushtin of Notre Dame were two shots back. Freshman Jake Shuman and Adam Wood both finished in the top 20 for the Blue Devils.

Team	Rk	Team	1st	2nd	Total
	1.	East Carolina	281	280	561 (-15)
	2.	North Carolina	278	290	568 (-8)
	3.	Baylor	286	284	570 (-6)
	4.	Duke	291	290	581 (+5)
	5.	Charlotte	287	300	587 (+11)
	6.	Northwestern	295	293	588 (+12)
	7.	Michigan State	288	304	592 (+16)
		Iowa	295	297	592 (+16)
	9.	Notre Dame	296	300	596 (+20)
	10.	Tulsa	286	312	598 (+22)
	11.	Liberty	287	313	600 (+24)
	12.	Dartmouth	304	308	612 (+36)

Individuals

1.	George Kilgore, East Carolina	68-69	137 (-7)
2.	Kyle Jones, Baylor	69-70	139 (-5)
	Matt Rushtin, Notre Dame	68-71	139 (-5)
4.	William Register, North Carolina	68-72	140 (-4)
	Wesley Conover, East Carolina	72-68	140 (-4)
6.	Brandon Dalinka, North Carolina	72-69	141 (-3)
	Al Dickens, East Carolina	71-70	141 (-3)
8.	Ben Griffin, North Carolina	67-75	142 (-2)
	Jake Shuman, Duke	71-71	142 (-2)
10.	Freddy Anderson, Baylor	70-73	143 (-1)
	Filippo Zucchetti, Baylor	69-74	143 (-1)
	Victor Wiggins, Charlotte	71-72	143 (-1)

2015-16 DUKE MEN'S GOLF

Rod Myers Invitational Records

Low Round

Team	Score (vs. Par)	Round	Year
Iowa	277 (-11)	First Round	2010
Duke	278 (-10)	Third Round	2012
North Carolina	278 (-10)	First Round	2014
Northwestern	280 (-8)	Second Round	2013
UNC Greensboro	280 (-8)	Second Round	2010
East Carolina	280 (-8)	Second Round	2014
Duke	281 (-7)	Second Round	2013
Baylor	281 (-7)	Second Round	2013
East Carolina	281 (-7)	First Round	2014
Liberty	282 (-6)	Second Round	2013
Baylor	282 (-6)	Third Round	2013
Ohio State	282 (-6)	Second Round	2013
Michigan	282 (-6)	First Round	2010

Individual	Score (vs. Par)	Round	Year
Boo Timko, Ohio State	65 (-7)	Second Round	2013
Colin Chapman, UNCG	65 (-7)	Second Round	2010
Jack Perry, Northwestern	66 (-6)	Second Round	2013
Ben Griffin, North Carolina	67 (-5)	First Round	2014
Jerry Ruiz, Baylor	67 (-5)	Third Round	2013
Matt Fitzpatrick, Northwestern	67 (-5)	First Round	2013
Adam Sumrall, Duke	67 (-5)	First Round	2012
Eric Brady, East Carolina	67 (-5)	Second Round	2012
Devin Komline, ETSU	67 (-5)	Third Round	2010
Arie Fauzi, Tulsa	67 (-5)	Second Round	2010
Barrett Kelpin, Iowa	67 (-5)	First Round	2010

Low Tournament

Team	Score (vs. Par)	Year
Iowa	851 (-13)	2010
Duke	852 (-12)	2012
Northwestern	854 (-10)	2013
NC State	856 (-8)	2010
Baylor	857 (-7)	2013
Charlotte	860 (-4)	2010
Duke	861 (-3)	2011
Michigan	861 (-3)	2010

Individual	Score (vs. Par)	Year
Jack Perry, Northwestern	207 (-9)	2013
Matt Fitzpatrick, Northwestern	207 (-9)	2013
Kyle Jones, Baylor	208 (-8)	2013
Julian Suri, Duke	209 (-7)	2012
Chuck Palmer, North Carolina	209 (-7)	2012
Boo Timko, Ohio State	210 (-6)	2013
Davis Bateman, North Carolina	211 (-5)	2013
Julian Suri, Duke	211 (-5)	2011
Albin Choi, N.C. State	211 (-5)	2010
Adam Sumrall, Duke	212 (-4)	2012
Braeden Cryderman, Charlotte	212 (-4)	2012
Michael Whitehead, Rice	212 (-4)	2010
Brad Hopfinger, Iowa	212 (-4)	2010
Donald Constable, Minnesota	212 (-4)	2010

Tournament Champions

Year	Team	Individual
2010	Iowa - 851 (-13)	Albin Choi, N.C. State - 211 (-5)
2011	Duke - 861 (-3)	Julian Suri, Duke - 211 (-5)
2012	Duke - 852 (-12)	Julian Suri, Duke - 209 (-7)
		Chuck Palmer, North Carolina - 209 (-7)
2013	Northwestern - 854 (-10)	Jack Perry, Northwestern - 207 (-9)
		Matt Fitzpatrick, Northwestern - 207 (-9)
2014	East Carolina - 561 (-15)	George Kilgore, East Carolina - 137 (-7)

Home Tournament History

For the past 42 years, Duke has hosted an intercollegiate men's golf tournament featuring some of the most talented teams and players in the country. The Blue Devils have won a home event at the Duke University Golf Club 12 times (1978, 1979, 1999, 2004, 2005, 2006, 2008, 2011, 2012, 2015), including the inaugural Blue Devil Spring Shootout last season.

For the first 17 years, from 1974 to 1990, the tournament was a spring event known as the Iron Duke Classic. The Blue Devils posted wins in the event in 1978 and 1979.

From 1982 to 1995, Duke hosted the John H. Ryan Memorial in the fall. This event was held in the memory of John H. Ryan, Jr., a Duke student in the class of 1984 and member of the golf team, who died in a summer boating accident prior to his junior year. He was selected by Golf Magazine in the 1979 All-American Junior Golf Team. A highly valued member of the Duke golf team and a two-year letterman, John was a young man who exemplified sportsmanship, talent and a genuine love for his fellow students and teammates. He was a gentle person with a strong sense of responsibility, an unassuming presence and a quiet determination. He will always be remembered for the honorable qualities that he exhibited during his lifetime. Duke won the event in 1988 and 1994.

The university hosted both the Iron Duke Classic and John H. Ryan Memorial until the 1989-90 season. In 1990-91, the two events combined to form the John Ryan Iron Duke Classic. The Classic was held each spring for the next four years.

The fall event became the Duke Golf Classic in 1994 and Duke claimed the team title five times (1999, 2004, 2005, 2006 and 2007). In 2008, Duke hosted the first Coca-Cola Individual Collegiate. The event featured 63 individuals from around the country. In 2009, the Blue Devils hosted the Duke Gordin Invitational. The event featured a Division III team competition, as well as 40 Division I individuals from around the country.

The Blue Devils hosted the inaugural Rod Myers Invitational in October of 2010. Duke's home fall tournament was renamed in honor of legendary Duke men's golf coach Rod Myers, who passed away on March 30, 2007 after a battle with an acute form of leukemia. The Blue Devils have won the Rod Myers Invitational twice heading into the 2015-16 season.

Blue Devil Tournament Wins at Duke University Golf Course

Year	Tournament Name
1978	Iron Duke Classic
1979	Duke Fall Invitational
1988	John Ryan Iron Duke Spring Classic
1994	John Ryan Iron Duke Spring Classic
1998	Duke Golf Classic
2003	Coca-Cola Duke Classic
2004	Coca-Cola Duke Classic
2005	Coca-Cola Duke Classic
2007	Coca-Cola Duke Classic
2011	Rod Myers Invitational
2012	Rod Myers Invitational
2015	Blue Devil Spring Shootout

Individual Tournament Wins at Duke University Golf Course

Year	Tournament Name	Player
1978	Iron Duke Classic	Bob Stanger
1981	Duke Invitational	Tim Mittlehauser
1983	John Ryan Memorial	Chuck Taylor
1989	John Ryan Memorial	John Karcher
2011	Rod Myers Invitational	Julian Suri
2012	Rod Myers Invitational	Julian Suri <
2015	Blue Devil Spring Shootout	Motin Yeung

< denotes co-champion

In Lasting Memory of Former Head Coach Rod Myers

The Duke University athletic department lost a valuable member of its family on Friday, March 30, 2007, with the passing of men's golf head coach Rod Myers. Myers was 67 and passed away at the Duke University Medical Center after a battle with an acute form of leukemia. The 34-year mentor of the Duke men's golf program was one of the mainstays of the Duke University athletic department and a very well respected member of the golf community.

Myers achieved many personal and professional milestones in his career, but is best remembered for his contributions to the development of thousands of young golfers.

After graduating from Ohio Wesleyan in 1961, Myers joined the coaching circle as an assistant coach at Maryland before taking the head coaching job at Ohio State in 1967. After seven seasons in Columbus, he became the head coach at Duke in 1974. During his 34 years with the Blue Devils, Myers guided Duke to 30 tournament victories, the 2005 ACC Championship and seven NCAA Championship appearances.

In 2005, he was selected as the ACC Coach of the Year and Golfweek's National Coach of the Year after leading Duke to its first ACC Championship since 1966 and an eighth-place tie at the NCAA Championships.

While at the helm of the Duke men's golf team, Myers coached 16 All-Americans, nine Academic All-Americans, 24 All-ACC selections and three ACC individual champions. In 2007, the university named the golf training center after him and an endowed athletic scholarship was created in his honor.

During his 37 years as a member of the PGA of America, Myers was a Master PGA Professional, served on the staff of the Arnold Palmer Golf Academy, was a member of the PGA Rules Committee and officiated at every Masters Championship from 1995-2003. A PGA professional while at Ohio State, Myers was a former president and treasurer of the Golf Coaches Association of America and a former chairman of the NCAA Golf Committee and the USGA Rules Committee.

In 2007, Myers received the Labron Harris, Sr. award which is presented to the college or high school coach and PGA professional whose support of the game through teaching, coaching and involvement in the community has helped ensure the continued growth of the game and represent the finest qualities the game has to offer.

Myers, a native of Springfield, Ohio, was inducted into the Golf Coaches Association Hall of Fame in May of 1986, and was also named to the Ohio Wesleyan Sports Hall of Fame and the Springfield (Ohio) High School Hall of Fame. On February 17, 2007, Myers was inducted into the Carolinas PGA Golf Professional Hall of Fame.



MEDIA GUIDE

2015-16 DUKE MEN'S GOLF

Date	Tournament	Location (Course)	Result
Sept. 12-14	Invitational at the Ocean Course	Kiawah Island, S.C. (The Ocean Course)	T-7th
Sept. 19-20	DICK'S Sporting Goods Collegiate Challenge Cup (SP)	Kingston Springs, Tenn. (Golf Club of Tennessee)	11th
Sept. 21	DICK'S Sporting Goods Collegiate Challenge Cup (MP) vs. Missouri	Kingston Springs, Tenn. (Golf Club of Tennessee)	T, 2-2-1
Oct. 6-7	Nike Golf Collegiate Invitational	Fort Worth, Texas (Colonial Country Club)	7th
Oct. 11-12	Rod Myers Invitational	Durham, N.C. (Duke University Golf Club)	4th
Oct. 27-28	Royal Oaks Intercollegiate	Dallas, Texas (Royal Oaks Country Club)	12th
Oct. 31	* Hummingbird Intercollegiate	Cashiers, N.C. (Country Club at Sapphire Valley)	NTS
Feb. 28 - March 1	John Hayt Collegiate Invitational	Ponte Vedra Beach, Fla. (Sawgrass Country Club)	7th
March 13-15	Bandon Dunes Championship	Bandon, Oregon (Bandon Dunes Golf Resort)	T-1st
March 22	Blue Devil Spring Shootout	Durham, N.C. (Duke University Golf Club)	1st
March 29-31	The Hootie at Bulls Bay Intercollegiate	Awendaw, S.C. (Bulls Bay Golf Club)	7th
April 18-19	* Wolfpack Spring Open	Raleigh, N.C. (Lonnie Poole Golf Course)	NTS
April 18-19	Yale Spring Invitational	New Haven, Conn. (The Course at Yale)	4th
April 24-26	ACC Championship	New London, N.C. (Old North State Club)	10th
May 14-16	NCAA Regional Championship	Lubbock, Texas (The Rawls Golf Course)	3rd
May 29 - June 3	NCAA Championship	Bradenton, Fla. (The Concession Golf Club)	T-24th

* denotes individual event

Name	Trns.	Rds.	Str.	Avg.	Vs. Par	Low 18	High 18	Low 54	High 54	5	10	20	Best Finish (Event)
Adam Wood	13	35	2543	72.7	+1.26	66	79	211	229	-	3	8	T-7th (John Hayt Invitational)
Jake Shuman	13	36	2642	73.4	+1.97	67	81	213	234	1	2	4	T-4th (Blue Devil Spring Shootout)
Turner Southey-Gordon	13	35	2599	74.3	+2.86	67	83	211	231	1	2	3	T-4th (Blue Devil Spring Shootout)
Michael Ricaurte	7	18	1339	74.4	+3.22	69	77	217	228	-	1	2	T-8th (Blue Devil Spring Shootout)
Alexander Matlari	9	21	1564	74.5	+2.95	68	83	211	240	1	3	3	T-3rd (Bandon Dunes Championship)
Motin Yeung	10	25	1881	75.2	+3.72	68	88	214	253	1	1	2	1st (Blue Devil Spring Shootout)
Max Greyserman	9	23	1732	75.3	+4.09	69	81	217	235	-	-	-	T-21st (Yale Spring Invitational)
Andrew Bieber	6	11	839	76.3	+4.82	71	83	234	234	-	-	-	T-23rd (Rod Myers Invitational)
Ben Silverman	3	5	402	80.4	+8.80	77	86	-	-	-	-	-	T-29th (Blue Devil Spring Shootout)
	212	15541	73.31	-	66	88	211	253	4	12	22		1st (Blue Devil Spring Shootout)

18-Hole Average: 291.9

Average Dropped Score: 77.9 (2647 / 34)

Team Round-by-Round Scoring

	Rds.	Str.	Avg.	Low 18	High 18	Low 54	High 54	Best Finish (Event)
First Round	12	3481	290.1	276	313	-	-	-
Second Round	11	3234	294.0	282	309	-	-	-
Third Round	9	2625	291.7	285	304	-	-	-
Total	32	9340	291.9	276	313	855	904	T-1st (Bandon Dunes Championship) 1st (Blue Devil Spring Shootout)

does not include Royal Oaks Intercollegiate (six-count-five format)

Individual Player Stats Breakdown

	Andrew Bieber	Max Greyserman	Alexander Matlari	Michael Ricaurte	Jake Shuman	Ben Silverman	Turner Southey-Gordon	Adam Wood	Motin Yeung
Rounds Played	11	23	21	18	36	5	35	35	25
Under Par Rounds	1/11	1/23	2/21	1/18	11/36	0/5	5/35	9/35	6/25
Even Par Rounds	1/11	0/23	2/21	0/18	3/36	0/5	3/35	6/35	1/25
Rounds in the 60s	0/11	1/23	2/21	1/18	4/36	0/5	3/35	4/35	2/25
Rounds at 75 or under	4/11	12/23	15/21	11/18	29/36	0/5	21/35	28/35	14/25
Rounds Over 75	7/11	11/23	6/21	7/18	7/36	5/5	14/35	7/35	11/25
Rounds Counted	2/3	13/18	16/20	15/17	30/33	-	28/35	32/35	17/22
Sub-par strokes per round	2.67	2.39	2.52	3.00	3.08	2.33	2.83	3.29	2.44
Pars per round	9.22	10.39	10.81	9.83	10.64	7.33	10.63	10.83	11.12
Bogeys per round	5.11	4.30	4.19	4.28	3.67	7.00	3.80	3.23	3.28
+2 or Worse per round	1.11	0.96	0.52	0.95	0.69	1.33	0.83	0.66	1.16
Fairway Pct	.548	.430	.571	.526	.647	.607	.685	.609	.642
Greens in Regulation	.481	.576	.525	.631	.624	.444	.546	.663	.550
Putts Per Round	29.50	31.00	30.56	31.27	30.65	32.50	30.24	30.82	30.50
Par 3 Scoring	3.64	3.23	3.38	3.28	3.25	3.67	3.32	3.19	3.18
Par 4 Scoring	4.32	4.29	4.17	4.23	4.15	4.50	4.19	4.12	4.32
Par 5 Scoring	4.84	5.04	4.90	4.89	4.82	5.33	4.87	4.79	4.94

2015-16 DUKE MEN'S GOLF

MEDIA GUIDE

Invitational at the Ocean Course

Sept. 12-14 • The Ocean Course (Kiawah, S.C.)

7th of 14 • 292-302-295=889 (+25)

7,115 yards • Par-72

Adam Wood	69-74-71=214	-2	T-8th
Motin Yeung	78-76-71=225	+9	T-31st
* Jake Shuman	71-74=81=226	+10	T-33rd
Michael Ricaurte	74-76-77=227	+11	T-41st
Turner Southey-Gordon	74-76-78=228	+12	T-45th
Max Greyserman	75-77-76=228	+12	T-45th

DICK'S Sporting Goods Collegiate Cup Challenge - Stroke-Play

Sept. 19-20 • GC of Tennessee (Kingston Springs, Tenn.)

11th of 12 • 296-287-304=887 (+35)

7,184 yards • Par-71

Jake Shuman	73-67-80=220	+7	T-26th
Adam Wood	73-71-77=221	+8	T-29th
Max Greyserman	74-77-72=223	+10	T-37th
Motin Yeung	76-75-76=227	+14	T-46th
Turner Southey-Gordon	78-74-79=231	+18	58th

DICK'S Sporting Goods Collegiate Cup Challenge - Match-Play

Sept. 21 • GC of Tennessee (Kingston Springs, Tenn.)

7,184 yards • Par-71

	vs. Missouri	T, 2-2-1	
Jake Shuman vs. Wilson Sundvold		All-square	
Adam Wood vs. Jacob Fair		W, 6&5	
Max Greyserman vs. Euan Walker		L, 2&1	
Motin Yeung vs. Luigi Botta		W, 4&3	
Turner Southey-Gordon vs. Ryan Zech		L, 3&2	

Nike Golf Collegiate Invitational

Oct. 6-7 • Colonial CC (Fort Worth, Texas)

7th of 12 • 287-294-293=874 (+34)

7,204 yards • Par-70

Michael Ricaurte	73-73-71=217	+7	T-11th
Adam Wood	71-75-72=218	+8	T-16th
Jake Shuman	71-75-74=220	+10	T-22nd
Max Greyserman	72-74-78=224	+14	T-39th
Turner Southey-Gordon	76-72-76=224	+14	T-39th

Rod Myers Invitational

Oct. 11-12 • Duke University GC (Durham, N.C.)

4th of 12 • 291-290=581 (+5)

7,136 yards • Par-72

Jake Shuman	71-71=142	-2	T-8th
Adam Wood	72-72=144	E	T-13th
* Andrew Bieber	73-73=146	+2	T-23rd
Turner Southey-Gordon	74-73=147	+3	T-27th
* Alexander Matlari	73-74=147	+3	T-27th
Michael Ricaurte	76-74=150	+6	T-38th
Motin Yeung	74-77=151	+7	T-43rd
* Max Greyserman	79-80=159	+15	T-64th
* Ben Silverman	86-80=166	+22	71st

Royal Oaks Intercollegiate

Oct. 27-28 • Royal Oaks CC (Fort Worth, Texas)

12th of 12 • 376-387-372=1135 (+70)

7,068 yards • Par-71

Jake Shuman	74-77-73=224	+11	T-37th
Turner Southey-Gordon	75-77-72=224	+11	T-37th
Michael Ricaurte	75-76-76=227	+14	T-50th
Adam Wood	74-79-76=229	+16	56th
Andrew Bieber	78-78-78=234	+21	T-63rd
Alexander Matlari	82-83=75=240	+27	71st

six-count-five format

Hummingbird Intercollegiate

Oct. 31 • CC at Sapphire Valley (Cashiers, N.C.)

6,767 yards • Par-71

Alexander Matlari	76	+5	T-40th
Andrew Bieber	77	+6	T-51st

John Hayt Collegiate Invitational

Feb. 27-March 1 • Sawgrass CC (Ponte Vedra Beach, Fla.)

7th of 15 • 313-302-289=904 (+40)

6,976 yards • Par-72

Adam Wood	76-74-70=220	+4	T-7th
Alexander Matlari	79-75-73=227	+11	T-34th
Turner Southey-Gordon	78-83-71=232	+16	T-53rd
Jake Shuman	80-79-75=234	+18	T-62nd
Motin Yeung	DQ-74-84=DQ	-	87th

Bandon Dunes Championship

March 13-14 • Bandon Dunes Golf Resort (Bandon, Ore.)

T-1st of 16 • 285-290=575 (-1)

6,830 yards • Par-72

Alexander Matlari	73-68=141	-3	T-3rd
Turner Southey-Gordon	71-72=143	-1	T-11th
Adam Wood	70-78=148	+4	T-33rd
Jake Shuman	75-73=148	+4	T-33rd
Motin Yeung	71-77=148	+4	T-33rd
* Max Greyserman	77-75=152	+8	T-59th
* Andrew Bieber	71-83=154	+10	T-68th

Blue Devil Spring Shootout

March 21 • Duke University GC (Durham, N.C.)

1st of 15 • 285 (-3)

7,154 yards • Par-72

Motin Yeung	68	-4	1st
Jake Shuman	72	E	T-4th
Turner Southey-Gordon	72	E	T-4th
Alexander Matlari	73	+1	T-8th
* Michael Ricaurte	73	+1	T-8th
* Max Greyserman	76	+4	T-23rd
Adam Wood	77	+5	T-29th
* Ben Silverman	77	+5	T-29th
* Andrew Bieber	81	+9	T-48th

Hootie at Bulls Bay Intercollegiate

March 29-31 • Bulls Bay GC (Awendaw, S.C.)

7th of 15 • 286-285-286=857 (-7)

7,363 yards • Par-72

Adam Wood	68-76-70=214	-2	T-19th
Motin Yeung	73-71-70=214	-2	T-19th
Turner Southey-Gordon	73-69-73=215	-1	T-22nd
Jake Shuman	73-70-77=220	+4	T-43rd
Alexander Matlari	72-75-73=220	+4	T-43rd

Wolfpack Spring Open

April 18-19 • Lonnie Poole Golf Course (Raleigh, N.C.)

7,284 yards • Par-71

* Andrew Bieber	76-71=147	+5	T-27th
* Ben Silverman	81-78=159	+17	T-66th

Yale Spring Invitational

April 18-19 • The Course at Yale (New Haven, Conn.)

4th of 14 • 276-294-285=855 (+15)

6,850 yards • Par-70

* Alexander Matlari	72-70-69=211	+1	8th
Adam Wood	66-74-72=212	+2	T-9th
Jake Shuman	70-75-69=214	+4	T-12th
Turner Southey-Gordon	73-70-74=217	+7	T-21st
Michael Ricaurte	69-75-73=217	+7	T-21st
Max Greyserman	71-75-71=217	+7	T-21st
* Motin Yeung	75-77-69=221	+11	T-38th

ACC Championship

April 24-26 • Old North State Club (New London, N.C.)

10th of 12 • 297-299-290=886 (+22)

7,102 yards • Par-72

Adam Wood	72-72-70=214	-2	T-14th
Jake Shuman	74-75-71=220	+4	32nd
Turner Southey-Gordon	76-76-74=226	+10	T-41st
Michael Ricaurte	75-76-77=228	+12	T-46th
Alexander Matlari	77-77-75=229	+13	T-49th

MEDIA GUIDE

2015-16 DUKE MEN'S GOLF

NCAA Lubbock Regional

May 14-16 • The Rawls Course (Lubbock, Texas)

3rd of 13 • 276-282-286=844 (-8)

7,346 yards • Par-71

Adam Wood	70-72-69=211	-2	T-11th
Turner Southey-Gordon	67-68-76=211	-2	T-11th
Jake Shuman	67-71-75=213	E	T-22nd
Motin Yeung	72-71-73=216	+3	T-39th
Max Greyserman	76-73-69=218	+5	T-50th

NCAA Championship

May 29-31 • The Concession Golf Club (Bradenton, Fla.)

T-24th of 30 • 297-309-297=903 (+39)

7,483 yards • Par-72

Jake Shuman	69-78-71-71=289	+1	T-16th
Adam Wood	73-74-74=221	+5	MC
Turner Southey-Gordon	73-79-77=229	+13	MC
Max Greyserman	82-78-75=235	+19	MC
Motin Yeung	88-84-81=253	+37	MC

MC - missed cut

* played as an individual

under-par rounds in bold

2015-16 DUKE MEN'S GOLF

MEDIA GUIDE

Individual Championships

1931-32	Roger Peacock		Southern Conference State Intercollegiate
1933-34	Cliff Perry	79-73=152 (+8) 76-73=149 (+5)	State Intercollegiate< Southern Conference
1935-36	Cliff Perry	73-67=140 (-4) 73-75=148 (+4)	State Intercollegiate Southern Conference
1936-37	Johnny Morris	35-34=69 (-3) 69-73=142 (-2)	State Intercollegiate Southern Conference
1937-38	Tom Perry Skip Alexander	76-70=146 (+2)	State Intercollegiate Southern Conference+
1938-39	Bob Brownell Joe Taylor Skip Alexander	144 (E) match-play event 145 (+1) 76-70=146 (+2)	State Intercollegiate Southern Intercollegiate Southern Intercollegiate Southern Conference
1939-40	Skip Alexander Henry Russell	143 (-1) 74-72=146 (+2)	Southern Intercollegiate Southern Conference
1940-41	Grover Poole Bob Brownell	151 (+7) match-play event	Southern Conference Southern Intercollegiate
1941-42	Grover Poole	146 (+2) match-play event	Southern Conference Southern Intercollegiate
1946-47	Jimmy McNair	142 (-2)	Southern Conference<
1950-51	Lou McLennan	147 (+3)	Southern Conference
1961-62	John Abernethy	73-71=144 (E)	Atlantic Coast Conference<
1965-66	Fred Ewald	76-78=154 (+10)	Atlantic Coast Conference<
1968-69	Thorny Hoelle	72-75=147 (+3)	Atlantic Coast Conference<
1973-74	Lee Keesler		Palmetto Invitational
1978-79	Bob Stanger		Iron Duke Intercollegiate
1980-81	Charlie Bolling	218 (+2) 146 (+2) 109 145 (+1) 209 (-7) 214 (-2)	Grandfather Mountain Invitational Kings Mill Invitational Guilford Invitational East Carolina Invitational Tar Heel Invitational Duke Invitational
	Tim Mittlehauser		
1981-82	Chuck Taylor		Valentine Invitational
1983-84	Chuck Taylor		John Ryan Memorial
1984-85	Chuck Taylor		Guilford College Invitational
1987-88	John Karcher	73-73=146 (+2) 71-71-72=214 (-2)	Charleston Invitational Gamecock Invitational
1988-89	John Karcher	69-76=145 (+1) 71-66=137 (-7)	John Ryan Memorial Tar Heel Invitational
1989-90	Bruce Kenerson Jason Widener	73-71-71=215 (-1) 70-70-70=210 (-6)	Carpet Capital Classic< Atlantic Coast Conference
1992-93	Justin Klein Mike Muehr	71-69-75=215 (-1) 68-73-68=209 (-4)	Lonnie D. Small Memorial Stanford Shoot-Out
1996-97	Jason Buha	67-69-68=204 (-12)	Keswick Club Cavalier Classic
1998-99	Matt Krauss	75-68-69=212 (-4)	Atlantic Coast Conference
2000-01	Kevin Strelman	69-71-69=209 (-7)	The Intercollegiate
2002-03	Leif Olson	70-70-75=215 (+1) 70-66-65=201 (-12)	The Ridges< The Nelson
2003-04	Ryan Blaum	66-69-66=201 (-12)	The Nelson<
2003-04	Nathan Smith	68-70-69=207 (-9)	Augusta State Invitational<
2004-05	Ryan Blaum	68-71-69=208 (-8)	Landfall Tradition
2004-05		68-71-67=206 (-10)	Atlantic Coast Conference
2005-06	Ryan Blaum	65-70-67=202 (-14)	Courtyard by Marriott Intercollegiate
2007-08	Michael Schachner	68-68-67=203 (-7) 68-72-69=209 (-7)	SunTrust Gator Invitational< River Landing Intercollegiate>
2009-10	Adam Long	77-69-68=214 (+1)	N.C. State Wolfpack Intercollegiate
2011-12	Julian Suri	70-73-68=211 (-5) 65-70-70=205 (-11) 73-69-66=208 (-8)	Rod Myers Invitational John A. Burns Intercollegiate River Landing Intercollegiate
2012-13	Julian Suri Adam Sumrall	70-69-70=209 (-7) 70-67=137 (-7)	Rod Myers Invitational< The Trojan
2014-15	Motin Yeung	68 (-4)	Blue Devil Spring Shootout

Team Championships

1922	Southern Conference
1932	State Championship
1933	State Championship Southern Conference
1935	State Championship Southern Conference
1936	State Championship Southern Conference
1937	State Championship Southern Conference
1938	State Championship Southern Conference
1939	State Championship Southern Intercollegiate Southern Conference
1940	Southern Conference
1941	Southern Conference
1942	Southern Conference
1947	Southern Intercollegiate
1948	Southern Conference
1949	Southern Conference
1951	Southern Conference
1954	Atlantic Coast Conference
1959	Atlantic Coast Conference
1961	Atlantic Coast Conference
1962	Atlantic Coast Conference
1966	Atlantic Coast Conference
1971	Big Four Tournament
1972	Annual Collegiate Invitational
1978	Guilford College Invitational Iron Duke Classic
1979	Duke Fall Invitational
1979-80	Yale Invitational Kings Mill Invitational East Carolina Invitational
1982-83	Campbell Invitational
1984-85	Wolfpack Invitational
1987-88	John Ryan Iron Duke Classic Tar Heel Invitational
1991-92	Jack Nicklaus Invitational
1993-94	ECU/Sheraton Intercollegiate John Ryan Iron Duke Spring Classic
1994-95	Kiawah Island Intercollegiate
1996-97	Wofford Invitational Tom O'Briant Memorial
1998-99	Duke Golf Classic
1999-2000	The Nelson
2000-01	The Intercollegiate
2001-02	The Nelson
2002-03	The Nelson
2003-04	The Intercollegiate Coca-Cola Duke Classic
2004-05	Coca-Cola Duke Classic Schenkel E-Z-Go Invitational Courtyard by Marriott Intercollegiate Atlantic Coast Conference
2005-06	Coca-Cola Duke Classic Western Intercollegiate at Pasatiempo
2006-07	Fighting Illini Invitational
2007-08	Coca-Cola Duke Classic River Landing Intercollegiate
2008-09	UNCG Bridgestone Collegiate River Landing Intercollegiate
2010-11	Callaway Collegiate Match Play Irish Creek Collegiate NCAA East Regional
2011-12	Rod Myers Invitational
2012-13	Tar Heel Intercollegiate Rod Myers Invitational Hootie at Bulls Bay Intercollegiate Wolfpack Spring Open ACC Championship
2014-15	Bandon Dunes Championship Blue Devil Spring Shootout

CHAMPIONSHIPS

+ awarded individual title via coin toss after tying with two others for medalist honors
 < denotes co-champion
 > won tournament in a playoff

MEDIA GUIDE

2015-16 DUKE MEN'S GOLF

Individual Low Rounds			
18 Holes	Tot	-Par	
Michael Schachner (2007)	60*	-10	
Chuck Taylor (1984)	67	-5	
Michael Quagliano (2009)	67	-4	
John Karcher (1990)	68	-4	
Jake Shuman (2015)	69	-3	
Wes Roach (2010)	69	-3	
Ryan Blaum (2006)	69	-3	
John Karcher (1990)	69	-3	
Charlie Bolling (1981)	69	-3	
Bob Zimmerman (1959)	69	-3	
Michael Schachner (2005)	68	-2	
Jason Widener (1993)	70	-2	
Mike Muehr (1993)	70	-2	
Jake Grodzinsky (2006)	70	-2	
Charlie Bolling (1981)	70	-2	
Dick Siderowf (1959)	70	-2	

* Schachner set an NCAA record with a 60 in the third round of the 2007 NCAA Championship at the Golden Horseshoe Club in Williamsburg, Va. The 10-under matched the lowest round in relation to par in NCAA Championship history.

36 Holes	Tot	-Par	
Chuck Taylor (1984)	140	-4	
Wes Roach (2010)	142	-2	
Michael Schachner (2005)	138	-2	
Michael Quagliano (2009)	140	-2	
Mike Muehr (1993)	142	-2	
Brinson Paolini (2011)	144	E	
Ryan Blaum (2006)	145	+1	
Bill Mallon (1973)	145	+1	
Dick Dion (1962)	143	+1	
Dick Siderowf (1959)	145	+1	

54 Holes	Tot	-Par	
Michael Schachner (2007)	208	-2	
Ryan Blaum (2006)	214	-2	
John Karcher (1990)	215	-1	
Chuck Taylor (1984)	215	-1	

72 Holes	Tot	-Par	
John Karcher (1990)	284	-4	
Ryan Blaum (2006)	286	-2	
Charlie Bolling (1981)	288	E	
Jake Shuman (2015)	289	+1	
Chuck Taylor (1984)	290	+2	
Michael Schachner (2007)	283	+3	
Clark Klaasen (2006)	291	+3	
Jake Grodzinsky (2006)	291	+3	

Team Low Rounds			
18 Holes	Round	Tot	-Par
2006	Third	284	-4
2007	Third	277	-3
2007	Second	278	-2
1990	Third	287	-1
2009	Second	285	+1
1959	First	285	+1
2006	First	290	+2
2006	Fourth	291	+3

36 Holes	Tot	-Par	
1993	586	+10	
2006	587	+11	
2007	572	+12	
2005	574	+14	
2009	582	+14	
1959	592	+16	

54 Holes	Tot	-Par	
2006	871	+7	
2007	849	+9	
1993	886	+22	
2010	889	+25	
2011	899	+25	
2009	878	+26	
2005	877	+37	

72 Holes	Tot	-Par	
2006	1140	+10	
2007	1140	+20	
1993	1179	+29	
2005	1162	+42	
1990	1195	+59	

Records incomplete prior to the 1981 NCAA Championship

1939
Wakonda Club Des Moines, Iowa
T-5th (617)

1940
Ekwanok CC Manchester, Vt.
4th (612)
Skip Alexander advanced to match play quarterfinal; Guy Berner advanced to second round; Tom Perry and Hank Russell lost in first round

1941
Scarlet Course Columbus, Ohio
3rd (603)
Bob Brownell advanced to match play quarterfinal; Grover Poole advanced to second round; Skip Alexander and Jack DeWitt lost in first round

1942
Chain O'Lakes Course South Bend, In.
Grover Poole advanced to second round of match play

1947
Championship GC Ann Arbor, Mich.
2nd (614)
Fletcher Wall (+6) 150
Art Wall (+7) 151
Jim McNair (+11) 155
Bailey Glenn (+17) 161
A. Wall advaced to second round of match play; McNair and F. Wall lost in first round

1948
Stanford Univ. GC Palo Alto, Calif.
4th (595)
Fletcher Wall, Art Wall, Jimmy McNair and Bailey Glenn advanced to second round of match play

1949
Ames, Iowa
No team entry
Art Wall lost in first round of match play

1950
Albuquerque, N.M.
No team entry
Bailey Glenn lost in first round of match play

1959
Eugene CC Eugene, Ore.
10th (285-307=592)
Dick Siderowf (+1) 70-75=145
Ted McKenzie (+4) 73-75=148
Bob Zimmerman (+4) 69-79=148
Jack Benson (+7) 76-75=151
Bob Lindinger (+9) 73-80=153
John Birmingham (+14) 76-82=158
Zimmerman advanced to match play quarterfinal; Siderowf advanced to second round

1961
North & South Courses Lafayette, Ind.
t-11th (296-314=610, +34)
John Birmingham (+1) 72
Dick Dion (+2) 73
George Smith (+3) 74
Jack Doser (+6) 77
Ted McKenzie (+9) 80
second round North Course results unavailable-
South - Par 71; North - Par 72

1962
Duke Univ. GC Durham, N.C.
3rd (603)
T-2 Dick Dion (+1) 72-71=143
T-25 John Abernathy (+10) 76-76=152
T-40 Jack Saalfeld (+11) 75-78=153
T-50 Richard Bassett (+13) 81-74=155
T-60 George Smith (+14) 75-81=156
Dion, Abernathy, Saalfeld and Bassett lost in first round of match play

1966
Stanford Univ. GC Palo Alto, Calif.
29th (636)
Fred Ewald (+9)76-77=153
Trip O'Donnell (+9) 75-78=153
David Millar (+18) 82-80=162
Tom Danluck (+24) 86-82=168
Dan Hill (+27)85-86=171

1969
Broadmoor GC Thorny Hoelle

1972
Cape Coral GC Cape Coral, Fla.
Bill Mallon

1973
Karsten Creek Stillwater, Okla.
Bill Mallon (+13)73-72-78-78=301

1974
Carleton Oaks CC Santee, Calif.
MC Lee Keebler (+11) 76-75=151

1975
Scarlet Course Columbus, Ohio
Bob Caprera

1979
Old Town Club Winston-Salem, N.C.
Bob Stanger

1981
Stanford Univ. GC Palo Alto, Calif.
8 Charlie Bolling (E) 78-69-71-70=288

1984
Bear Creek Masters GC Houston, Texas
T-24 Chuck Taylor (+2) 73-67-75-75=290

1985
Grenelefe Resort Haines City, Fla.
MC Chuck Taylor (+21) 75-79-77=231

1990
Innisbrook Resort Tarpon Springs, Fla.
17th (305-304-287-299=1195, +59)
T-3 John Karcher (-4) 73-74-68-69=284
T-82 Jason Widener (+17) 78-74-73-76=301
T-11 Chris Cain (+22) 76-80-71-79=306
T-119 Dave Patterson (+23) 78-79-75-75=307
T-147 Tom Hurley (+32) 78-77-79-82=316

1992
Championship GC Albuquerque, N.M.
MC Mike Muehr (+6) 75-75=150

1993
The Champions Lexington, Ky.
10th (293-293-300-293=1179, +27)
T-22 Jason Widener (+4) 73-75-74-70=292
T-28 Mike Muehr (+6) 72-70-76-76=294
T-43 Tom Hurley (+9) 76-74-74-73=297
T-52 Justin Klein (+11) 75-74-76-74=299
77 Aaron Crewse (+27) 73-83-81-78=315

1997
Conway Farms Lake Forest, Ill.
29th (300-305=605, +29)
Jason Buha (+3) 71-74=145
Mike Christensen (+9) 74-77=151
Kyle Elfers (+11)79-74=153
Chris Schmid (+14) 76-80=156
Erik Bertrand (+17) 79-80=159

1999
Hazeltine National Chaska, Minn.
T-18th (311-303=614, +38)
T-12 Matt Krauss (+10) 75-75-73-75=298
Mike Christensen (+10) 81-73=154
Marc Chatelain (+10) 78-76=154
Kyle Elfers (+12) 77-79=156
Kevin Streeleman (+19) 82-81=163

2001
Duke Univ. GC Durham, N.C.
MC Leif Olson (+5) 76-73=149

2003
Karsten Creek Stillwater, Okla.
T-19th (300-326-294=920, +56)
Nathan Smith (+10) 74-80-72=226
Leif Olson (+12)74-80-74=228
Mike Castleforte (+18) 79-81-74=234
Ryan Blaum (+24) 73-87-80=240
Tom Lefebvre (+25) 82-85-74=241

2005
Caves Valley GC Owings Mills, Md.
T-8th (288-286-303-285=1162, +42)
T-27 Ryan Blaum (+10)70-73-76-71=290
T-40 Michael Schachner (+12) 70-68-77-77=292
T-42 Jake Grodzinsky (+13) 74-74-76-69=293
T-42 Michael Quagliano (+13) 76-71-74-72=293
T-61 Nathan Smith (+20) 74-74-79-73=300

2006
Crosswater GC Sunriver, Ore.
12th (290-297-284-291=1162, +10)
T-10 Ryan Blaum (-2) 72-73-69-72=286
T-39 Clark Klaasen (+3) 72-75-71-73=291
T-39 Jake Grodzinsky (+3) 75-73-70-73=291
T-73 Michael Schachner (+12) 71-76-74-79=300
77 Michael Quagliano (+22) 82-77-78-73=310

2007
G. Horseshoe GC Williamsburg, Va.
T-13th (294-278-277-291=1140, +20)
T-31 Michael Schachner (+3) 79-69-60-75=283
T-53 Clark Klaasen (+9) 74-69-72-74=289
T-53 Jake Grodzinsky (+9) 75-69-71-74=289
T-60 Adam Long (+11) 71-71-78-71=291
77 Michael Quagliano (+17) 74-77-74-72=297

2009
Inverness Club Toledo, Ohio
14th (297-285-296=878, +26)
T-30 Clark Klaasen (+5) 72-75-71=218
T-30 Michael Quagliano (+5) 73-67-78=218
T-47 Adam Long (+7) 73-75-72=220
T-113 Matthew Pierce (+15) 79-70-79=228
T-120 Wes Roach (+16) 81-73-75=229

2010
The Honors Course Chattanooga, Tenn.
T-27th (296-297-296=889, +25)
T-41 Wes Roach (+1) 69-73-75=217
T-64 Adam Long (+4) 73-75-72=220
T-103 Brinson Paolini (+9) 76-75-74=225
T-128 Spencer Anderson (+13) 78-74-77=229
T-139 Julian Suri (+15) 79-77-75=231

2011
Karsten Creek GC Stillwater, Okla.
8th (303-293-293=899, +25)
T-13 Brinson Paolini (+2) 72-72-74=218
T-29 Tim Gornik (+5) 75-72-74=221
T-66 Austin Cody (+10)77-77-72=226
T-81 Julian Suri (+12) 81-74-73=228
T-125 Wes Roach (+21) 79-75-83=237

Match Play
QUARTERFINALS
(8) Duke def. (1) UCLA, 3-1-1
Patrick Cantlay def. Brinson Paolini, 1-up
Tim Gornik def. Pontus Widegren, 6 & 5
Wes Roach def. Gregor Main, 3 & 1
Julian Suri halved Pedro Figueiredo
Austin Cody def. Alex Kim, 3 & 2

SEMIFINALS
(5) Georgia def. (8) Duke, 3-2
Harris English def. Brinson Paolini, 5 & 4
Russell Henley def. Tim Gornik, 3 & 2
Wes Roach def. Hudson Swafford, 2 & 1
Julian Suri def. T.J. Mitchell, 3 & 2
Bryden MacPherson def. Austin Cody, 2 & 1

2015
The Concession GC Bradenton, Fla.
T-24th (297-309-297=903, +39)
T-16 Jake Shuman (+1) 69-78-71-71=289
Adam Wood (+5) 73-74-74=221
Turner Southey-Gordon (+13) 73-79-77=229
Max Greysenman (+19) 82-78-75=235
Motin Yeung (+37) 88-84-81=253

NCAA RESULTS

2015-16 DUKE MEN'S GOLF

MEDIA GUIDE

1989 East Regional

Long Bay Club Myrtle Beach, S.C.
T-56 John Karcher (+14) 71-77-80=230

1990 East Regional

Savannah Resort Wilmington Isl., Ga.
10th (291-288-292=871, +7)

T-15 John Karcher (-2) 73-69-72=214
T-29 Jason Widener (+1) 73-73-71=217
T-44 Tom Hurley (+3) 71-73-75=219
T-58 Dave Patterson (+5) 74-73-74=221
T-88 Chris Cain (+15) 77-79-75=231

1991 East Regional

Yale Gold Course New Haven, Conn.
Jason Widener (+12) 73-73-76=222

1992 East Regional

Seven Oaks GC Hamilton, N.Y.
T-14th (302-294-306=902, +38)

T-7 Mike Muehr (+2) 72-73-73=218
T-41 Aaron Crewse (+10) 78-71-77=226
T-56 Tom Hurley (+12) 75-74-79=228
T-64 Jason Widener (+14) 71-76-77=230
T-14 David Love (+31) 82-82-81=245

1993 East Regional

Birdwood GC Charlottesville, Va.
8th (287-290-298=875, +11)

T-19 Justin Klein (E) 68-73-75=216
T-27 Mike Muehr (+2) 70-73-75=218
T-34 Jason Widener (+3) 74-70-75=219
T-50 Tom Hurley (+6) 75-74-73=222
T-60 Aaron Crewse (+8) 75-74-75=224

1995 East Regional

Yale Univ. Course New Haven, Conn.
T-44 Joe Ogilvie (+12) 74-74-74=222

1996 East Regional

Monster Course West Point, N.Y.
16th (320-294-302=916, +52)

T-18 Jason Buha (+8) 76-71-77=224
T-53 Justin Klein (+15) 80-76-75=231
T-60 Joe Ogilvie (+16) 81-73-78=232
T-60 Chris Schmid (+16) 83-76-73=232
T-83 Todd Hill (+23) 88-74-77=239

1997 East Regional

Cascade Course Hot Springs, Va.
4th (296-299-289=884, +44)

2 Jason Buha (E) 68-73-69=210
T-47 Kyle Eifers (+16) 76-72-78=226
T-55 Mike Christensen (+17) 79-77-71=227
T-70 Erik Bertrand (+20) 74-77-79=230
T-89 Chris Schmid (+24) 78-85-71=234

1999 East Regional

Rhode Island CC Barington, R.I.
6th (293-288-289=870, +6)

T-32 Kevin Streelman (+2) 76-69-73=218
T-37 Kyle Eifers (+3) 75-77-67=219
T-43 Matt Krauss (+4) 69-75-76=220
T-43 Marc Chatelain (+4) 74-72-74=220
T-57 Mike Christensen (+6) 75-72-75=222

2000 East Regional

Glenmaura National Moosic, Pa.
14th (300-302-293=895, +31)

T-17 Matt Krauss (+5) 72-76-73=221
T-27 Mike Christensen (+7) 75-74-74=223
T-72 Kevin Streelman (+8) 75-74-75=230
T-87 Paul Tucker (+11) 78-83-72=233
T-92 Leif Olson (+12) 82-78-74=234

2001 East Regional

Green Course Williamsburg, Va.
T-10th (284-284-288=856, -8)

T-10 Leif Olson (-6) 69-70-71=210
T-27 Matt Krauss (-4) 71-71-70=212
T-40 Brandon LaCroix (-2) 69-71-74=214
T-72 Kevin Streelman (+4) 75-72-72=220
T-78 Paul Tucker (+6) 75-72-75=222

2002 East Regional

Settindown Creek Roswell, Ga.
T-18th (308-309-305=922, +58)

T-47 Mike Castleforte (+10) 71-78-77=226
T-66 Leif Olson (+12) 76-79-73=228
T-73 Brandon LaCroix (+14) 79-74-77=230
T-120 Rob Beasley (+26) 83-81-78=242
T-123 Matt Krauss (+27) 82-78-83=243

2003 East Regional

Auburn Univ. Course Auburn, Ala.
5th (286-292-288=866, +2)

T-12 Leif Olson (-5) 71-70-70=211
T-33 Ryan Blaum (+2) 72-73-73=218
T-43 Tom Lefebvre (+4) 73-74-73=220
T-51 Mike Castleforte (+6) 75-75-72=222
T-102 Nathan Smith (+16) 70-83-79=232

2004 East Regional

Yale Univ. Course New Haven, Conn.
T-12th (294-295-294=883, +43)

T-12 Ryan Blaum (+3) 76-68-69=213
T-14 Nathan Smith (+4) 69-73-72=214
T-85 Mike Castleforte (+18) 78-76-74=228
T-99 Alex Wilson (+21) 72-80-79=231
T-117 Rob Beasley (+26) 77-78-81=236

2005 East Regional

GC of Tennessee Nashville, Tenn.
T-8th (287-272-290=849, +6)

5 Michael Schachner (-9) 69-63-72=204
T-25 Jake Grodzinsky (-1) 70-70-72=212
T-39 Ryan Blaum (+2) 73-69-73=215
T-61 Nathan Smith (+5) 75-70-73=218
130 Michael Quagliano (+23) 78-83-75=236

2006 Central Regional

Sand Ridge GC Chardon, Ohio
9th (286-301-296=883, +31)

T-15 Clark Klaasen (+4) 70-75-72=217
T-37 Michael Schachner (+8) 70-76-75=221
T-56 Michael Quagliano (+11) 72-78-74=224
T-63 Jake Grodzinsky (+13) 74-77-75=226
T-63 Ryan Blaum (+13) 78-73-75=226

2007 East Regional

Lakeside Course Alpharetta, Ga.
6th (288-293-293=874, +10)

13 Michael Quagliano (E) 72-73-71=216
T-17 Michael Schachner (+2) 75-70-73=218
T-32 Clark Klaasen (+6) 69-78-75=222
T-46 Jake Grodzinsky (+7) 75-74-74=223
T-50 Adam Long (+8) 72-76-76=224

2008 East Regional

Council Fire GC Chattanooga, Tenn.
19th (286-282-295=863, +11)

T-35 Matthew Pierce (-1) 73-67-72=212
T-38 Wes Roach (E) 71-68-74=213
T-70 Michael Schachner (+4) 70-72-72=217
T-104 Clark Klaasen (+9) 70-75-77=227
T-121 Adam Long (+12) 72-76-77=225

2009 Central Regional

Club at Olde Stone Alvaton, Ky.
5th (298-292-291=881, +17)

T-7 Adam Long (E) 74-72-70=216
T-13 Matthew Pierce (+2) 74-71-73=218
T-27 Clark Klaasen (+7) 73-79-71=223
T-44 Wes Roach (+11) 77-72-78=227
T-55 Michael Quagliano (+16) 78-77-77=232

2010 Central Regional

Warren GC Notre Dame, Ind.
4th (292-277-270=839, -1)

T-2 Adam Long (-5) 70-70-65=205
T-6 Brinson Paolini (-2) 73-70-65=208
T-22 Spencer Anderson (+1) 75-67-69=211
T-44 Wes Roach (+8) 77-70-71=218
T-63 Julian Suri (+15) 74-72-79=225

2011 East Regional

Pete Dye River Course Radford, Va.
1st (295-290-280=865, +1)

5 Julian Suri (-2) 76-70-68=214
T-8 Tim Gornik (E) 75-75-66=216
T-19 Wes Roach (+6) 77-71-72=222
T-19 Brinson Paolini (+6) 71-79-72=222
T-25 Austin Cody (+7) 73-74-76=223

2012 East Regional

Grandover East Greensboro, N.C.
6th (301-291-289=881, +17)

T-7 Brinson Paolini (+1) 73-73-71=217
T-16 Adam Sumrall (+5) 73-71-77=221
T-23 Austin Cody (+6) 79-71-72=222
T-28 Spencer Anderson (+8) 76-77-71=224
T-55 Julian Suri (+14) 79-76-75=230

2013 Tempe Regional

ASU Karsten GC Tempe, Ariz.
T-7th (278-280-292=850, +10)

T-13 Brinson Paolini (-3) 68-67-72=207
T-20 Adam Sumrall (-1) 69-71-69=209
T-41 Mads Soegaard (+5) 70-71-74=214
T-63 Julian Suri (+13) 71-71-81=223
T-63 Austin Cody (+13) 71-75-77=223

2015 Lubbock Regional

The Rawls Course Lubbock, Texas
3rd (276-282-286=844, -8)

T-11 Adam Wood (-2) 70-72-69=211
T-11 Turner Southey-Gordon (-2) 67-68-76=211
T-22 Jake Shuman (E) 67-71-75=213
T-39 Motin Yeung (+3) 72-71-73=216
T-50 Max Greyserman (+5) 76-73-69=218

Individual Low Rounds

18 Holes	Tot	-Par
Michael Schachner (2005)	63	-8
Tim Gornik (2011)	66	-6
Adam Long (2010)	65	-5
Brinson Paolini (2010)	65	-5
Jake Shuman (2015)	67	-4
Turner Southey-Gordon (2015)	67	-4
Julian Suri (2011)	68	-4
Matthew Pierce (2008)	67	-4
Nathan Smith (2004)	66	-4
Kyle Eifers (1999)	67	-4
Justin Klein (1993)	68	-4
Turner Southey-Gordon (2015)	68	-3
Brinson Paolini (2013)	67	-3
Spencer Anderson (2010)	67	-3
Wes Roach (2008)	68	-3
Clark Klaasen (2007)	69	-3
John Karcher (1990)	69	-3
Leif Olson (2001)	69	-3
Brandon LaCroix (2001)	69	-3

36 Holes	Tot	-Par
Michael Schachner (2005)	132	-10
Turner Southey-Gordon (2015)	135	-8
Brinson Paolini (2013)	135	-5
Leif Olson (2001)	139	-5
Jake Shuman (2015)	138	-4
Brandon LaCroix (2001)	140	-4
Wes Roach (2008)	139	-3
Leif Olson (2003)	141	-3
Justin Klein (1993)	141	-3
Matthew Pierce (2008)	140	-2
Jake Grodzinsky (2005)	140	-2
Matt Krauss (2001)	142	-2
John Karcher (1990)	142	-2

54 Holes	Tot	-Par
Michael Schachner (2005)	204	-9
Leif Olson (2001)	210	-6
Adam Long (2010)	205	-5
Leif Olson (2003)	211	-5
Matt Krauss (2001)	212	-4
Brinson Paolini (2013)	207	-3
Adam Wood (2015)	211	-2
Turner Southey-Gordon (2015)	211	-2
Julian Suri (2011)	214	-2
Brinson Paolini (2010)	208	-2
Brandon LaCroix (2001)	214	-2
John Karcher (1990)	214	-2
Adam Sumrall (2013)	209	-1
Matthew Pierce (2008)	212	-1
Jake Grodzinsky (2005)	212	-1
Jake Shuman (2015)	213	E
Tim Gornik (2011)	216	E
Wes Roach (2008)	213	E
Jason Buha (1997)	210	E
Justin Klein (1993)	216	E

Team Low Rounds

18 Holes	Round	Tot	-Par
2005	Second	272	-12
2010	Third	270	-10
2015	First	276	-8
2011	Third	280	-8
2001	First	284	-4
2001	Second	284	-4
2010	Second	277	-3
2013	First	278	-2
2008	Second	281	-2
2003	First	286	-2
1993	First	287	-1
2013	Second	280	E
2007	First	288	E
2003	Third	288	E
2001	Third	288	E
1990	Second	288	E

54 Holes	Tot	-Par
2015	844	-8
2001	856	-8
2010	839	-1
2011	865	+1
2003	866	+2
2005	849	+6
1999	870	+6
1990	871	+7
2013	850	+10
2007	874	+10

ACC Championships

1954*, 1959, 1961, 1962, 1966, 2005, 2013

*Duke won the ACC's first golf championship

1954 - Winston-Salem, N.C.

Old Town Club	Par-72
1st (291, +3)	
T-2 Denny Bolster (E)	72
T-2 Bob Hackett (E)	72
6 John Eisinger (+1)	73
T-7 Richard Hood (+2)	74
T-18 Harold Hansen-Pruss (+5)	77
T-29 Peter Poor (+9)	81

1955 - Winston-Salem, N.C.

Old Town Club	Par-72
T-4th (609, +33)	
7 Denny Bolster (+5)	77-72=149
T-8 Terry Thomas (+6)	75-75=150
T-15 Bob Hackett (+10)	78-76=154
T-23 Harold Hansen-Pruss (+12)	78-78=156
T-27 Clinton Toms (+13)	76-81=157
T-45 Robert Ruffini (+21)	83-82=165

1956 - Winston-Salem, N.C.

Old Town Club	Par-72
3rd (598, +22)	
T-7 Robert Chapman (+3)	73-74=147
T-10 Terry Thomas (+4)	77-71=148
T-15 Ward King (+7)	76-75=151
T-18 Bill Beeson (+8)	79-73=152
T-32 Dick Risley (+13)	79-78=157
T-36 Robert Ruffini (+14)	79-79=158

1957 - Winston-Salem, N.C.

Old Town Club	Par-72
4th (610, +34)	
T-11 Dick Siderowf (+5)	73-76=149
T-18 Jack Benson (+9)	76-77=153
T-24 Ward King (+10)	78-76=154
T-24 Sandy Hinkle (+10)	80-74=154
T-26 Bill Beeson (+11)	75-80=155
T-28 Tate Lanning (+12)	79-77=156
T-38 Hugh Paterson (+16)	79-81=160
T-53 Dick Risley (+23)	84-83=167

1958 - Winston-Salem, N.C.

Old Town Club	Par-72
5th (610, +34)	
T-7 Dick Siderowf (+4)	74-74=148
16 Sandy Hinkle (+7)	75-76=151
T-17 Jack Benson (+8)	72-80=152
T-20 Hugh Paterson (+9)	80-73=153
T-30 Bob Zimmerman (+13)	79-78=157
T-30 Clinton Toms (+13)	77-80=157
T-43 Terry Thomas (+18)	82-80=162

1959 - Chapel Hill, N.C.

Finley Golf Course	Par-72
1st (572, -4)	
2 Dick Siderowf (-5)	68-71=139
T-7 Bob Zimmerman (E)	73-71=144
T-7 Bob Lindinger (E)	77-67=144
T-12 Ted McKenzie (+1)	70-75=145
T-12 Tim Beaufre (+1)	73-72=145
T-24 Jack Benson (+6)	76-74=150
T-24 Jay Cullen (+6)	74-76=150
T-28 John Birmingham (+7)	73-78=151

1960 - Durham, N.C.

Duke Golf Course	Par-71
2nd (603, +35)	
5 Jack Doser (+6)	74-74=148
T-6 Bob Zimmerman (+9)	72-79=151
T-6 John Birmingham (+9)	76-75=151
9 Dick Dion (+11)	74-79=153
T-14 Allen Breed (+13)	79-76=155
T-17 Ted McKenzie (+14)	79-77=156
T-22 John Sronce (+16)	80-78=158
T-23 Jay Cullen (+17)	79-80=159

1961 - College Park, Md.

Maryland GC	Par-72
1st (590, +14)	
3 Jay Cullen (+1)	73-72=145
T-5 Ted McKenzie (+3)	74-73=147
T-5 John Birmingham (+3)	75-72=147
T-7 Dick Dion (+4)	71-77=148
T-7 George Smith (+4)	78-70=148
Jack Doser (+7)	76-75=151
Les Davies (+10)	77-77=154

1962 - Winston-Salem, N.C.

Old Town Club	Par-72
1st (587, +11)	
T-1 John Abernethy (E)	73-71=144
T-4 George Smith (+2)	76-70=146
T-4 Jack Saalfeld (+2)	73-73=146
T-15 Dick Dion (+7)	73-78=151
T-15 Richard Bassett (+7)	74-77=151
T-29 Jack Sronce (+11)	77-78=155
T-34 Dave Franklin (+12)	80-76=156

1963 - Hot Springs, Va.

Cascades Course	Par-72
3rd (610, +34)	
T-2 John Abernathy (+5)	76-73=149
T-4 Richard Bassett (+6)	76-74=150
T-12 Jack Saalfeld (+10)	80-74=154
T-22 Tom Cosgrove (+13)	78-79=157
T-25 Stan Tuttle (+14)	76-82=158
T-25 John Martin (+14)	84-74=158
T-29 Buzz Lewis (+16)	85-75=160

1964 - Columbia, S.C.

Forest Lake CC	Par-72
5th (755, +35)	
3 Dan Hill (+1)	74-71=145
T-11 Rick Phillips (+6)	72-78=150
T-13 Tom Hackett (+7)	79-72=151
T-20 Fred Ewald (+10)	79-75=154
T-24 Tom Danluck (+11)	75-80=155
T-32 Buzz Lewis (+13)	78-79=157
T-45 Cliff Perry (+16)	83-77=160

1965 - Pinehurst, N.C.

Pinehurst No. 2	Par-72
3rd (385-373=758, +38)	
T-2 Trip O'Donnell (+3)	73-74=147
6 Fred Ewald (+5)	79-70=149
T-7 Tom Danluck (+6)	76-74=150
T-22 Dan Hill (+11)	77-77=155
26 Cliff Perry (+13)	79-78=157

1966 - Pinehurst, N.C.

CC of North Carolina	Par-72
1st (382-405=787, +67)	
T-1 Fred Ewald (+10)	76-78=154
T-3 Tom Danluck (+12)	73-83=156
T-5 Tom Hackett (+13)	79-78=157
T-7 Trip O'Donnell (+13)	76-82=158
T-15 Dave Milar (+18)	78-84=162
T-26 Dan Hill (+21)	79-86=165
T-29 Henry Young (+22)	81-85=166

1967 - Pinehurst, N.C.

Pinehurst CC	Par-72
2nd (795, +75)	
T-8 Henry Young (+12)	77-79=156
T-10 George Benson (+13)	79-78=157
T-10 Trip O'Donnell (+13)	78-79=157
T-17 Mike Strickland (+15)	82-77=159
T-37 Bob Martin (+22)	87-79=166
T-41 Martin Falk (+24)	84-84=168
T-55 John Wylie (+28)	86-86=172

1968 - Sanford, N.C.

Quail Ridge GC	Par-72
1st (779, +59)	
T-4 Mike Strickland (+4)	74-74=148
T-22 Bob Stuart (+9)	74-79=153
T-22 Dave Lind (+9)	79-74=153
T-30 Bob Martin (+11)	79-76=155
T-33 George Dillon (+12)	78-78=156
T-38 John Wylie (+13)	77-80=157
T-46 Roddy Ingold (+16)	81-79=160
T-52 Hy Young (+18)	80-82=162
T-59 Bob Goldman (+20)	84-80=164
T-69 Richard Semple (+27)	88-83=171

1969 - Raleigh, N.C.

MacGregor Downs GC	Par-72
3rd (767, +47)	
T-1 Thorny Hoelle (+3)	72-75=147
T-6 Dave Lind (+7)	73-78=151
T-10 Harry Cashin (+9)	77-76=153
T-15 John Hoehl (+10)	77-77=154
T-21 Bob Martin (+12)	79-77=156
T-24 Dennis Satyshur (+13)	79-78=157
T-43 Sandy Dillon (+16)	78-82=160
T-52 Greg Smith (+19)	79-84=163
T-54 Hank Walters (+20)	81-83=164
56 Roddy Ingold (+21)	84-81=165
69 Richard Semple	87-WD=WD

1970 - Pinehurst, N.C.

Foxfire CC	Par-72
6th (741, +21)	
T-7 Hank Walters (-1)	71-72=143
T-10 Sandy Dillon (E)	73-71=144
T-19 Hank Cashin (+4)	75-73=148
T-42 Greg Wall (+9)	77-76=153
T-42 Bill Mallon (+9)	76-77=153
T-42 Thorny Hoelle (+9)	74-79=153
T-42 Dave Lind (+9)	73-80=153
T-66 Greg Smith (+20)	82-82=164
T-66 John Rynaisiwiez (+20)	78-86=164
69 Richard Semple (+28)	85-87=172
70 John Hoehl	79-WD=WD

1971 - Aiken, S.C. & Rockville, Md.

Midland Valley CC	Par-72
Woodmont CC	Par-72
4th (1513, +73)	
10 Hank Walters (+10)	75-73=75-75=298
T-11 Dave Lind (+11)	73-74-72=80-299
13 Bill Mallon (+12)	73-68-81-78=300
T-21 Dennis Satyshur (+19)	74-76-81-76=307
23 Bob Barrett (+21)	76-77-78-78=309

1972 - High Point, N.C.

Willow Creek GC	Par-72
3rd (1166, +86)	
T-6 Bill Mallon (+13)	74-81-74=229
T-8 Dennis Satyshur (+14)	77-79-74=230
11 Hank Walters (+15)	80-75-76=231
T-15 Bob Barrett (+18)	74-79-81=234
31 Don Detweiler (+26)	78-82-82=242
T-32 Tim Murray (+27)	83-80-80=243
T-36 Dave DeHaas (+28)	83-79-82=244

1973 - Pinehurst, N.C.

Foxfire CC	Par-72
5th (1142, +62)	
4 Bill Mallon (+5)	74-73-74=221
T-5 Robert Fields (+7)	76-77-70=223
T-20 Lee Keesler (+12)	76-70-82=228
T-26 Bob Caprera (+16)	77-80-75=232
T-36 Bob Barrett (+21)	83-78-76=237
T-36 Ray Womack (+21)	80-81-76=237
T-38 Dave Wikel (+22)	78-76-84=238

1974 - Sanford, N.C.

Carolina Trace	Par-72
6th (1223, +143)	
8 Bob Caprera (+17)	79-73-81=233
13 Doug Reintgen (+21)	80-78-79=237
T-34 Ray Womack (+33)	83-82-84=249
39 Lee Keesler (+35)	89-80-82=251
40 Bob Barrett (+36)	87-80-85=252
T-42 Jeff Hall (+40)	84-87-85=256
47 Chuck Ryan (+46)	89-92-81=262

1975 - Pinehurst, N.C.

Foxfire CC	Par-72
6th (1182, +102)	
T-6 Bob Caprera (+8)	78-73-73=224
T-19 Lee Keesler (+14)	76-76-78=230
T-37 Doug Reintgen (+25)	81-81-82=241
41 John Rodney (+27)	78-81-84=243
42 Hap Esbenshade (+28)	78-85-81=244
T-44 Ray Womack (+30)	88-76-82=246
T-46 Bob Hoff (+31)	78-87-82=247

1976 - Raleigh, N.C.

North Ridge CC	Par-72
6th (1163, +83)	
12 Bob Caprera (+3)	75-70-74=219
T-29 John Rodney (+15)	78-79-74=231
40 Rusty Guy (+21)	81-76-80=237
T-41 Scott Teller (+22)	76-82-80=238
T-41 Steve Potter (+22)	81-79-78=238
T-44 Mark Burden (+23)	81-74-84=239
47 Lee Keesler (+28)	85-76-83=244

1977 - Raleigh, N.C.

North Ridge CC	Par-72
6th (1148, +68)	
T-17 Mike Forgash (+6)	74-77-71=222
T-29 Charlie Bolling (+14)	80-75-75=230
T-34 Scott Teller (+15)	75-77-79=231
T-37 Chris Newman (+16)	76-75-81=232
40 Mark Burden (+17)	84-75-84=233
T-43 James Bruyette (+20)	80-75-81=236
45 Paul Spadafora (+21)	76-83-78=237

1978 - Raleigh, N.C.

North Ridge CC	Par-72
4th (1124, +44)	
T-2 Jeff Goettman (+2)	76-76-66=218
T-13 Charlie Bolling (+7)	76-74-73=223
T-22 Paul Hindsley (+10)	77-75-74=226
25 Steve Potter (+11)	76-78-73=227
T-30 Mike Forgash (+14)	76-85-69=230
44 Paul Bryan (+22)	85-75-78=238
49 Chris Newman (+36)	82-86-84=252

1979 - Greensboro, N.C.

The Cardinal GC	Par-72
3rd (1128, +48)	
5 Paul Hindsley (+5)	70-80-71=221
T-6 Bob Stanger (+6)	77-74-71=222
T-15 Jeff Goettman (+11)	76-78-73=227
T-19 Doug Whitaker (+12)	76-76-76=228
T-24 Paul Bryan (+14)	77-77-76=230
T-30 Charlie Bolling (+16)	72-75-85=232
T-34 Len Kellermann (+18)	81-77-76=234

1980 - Rocky Mount, N.C.

Northgreen CC	Par-72
7th (906, +42)	
T-15 Paul Hindsley (+6)	72-73-77=222
T-24 Bob Stanger (+9)	75-77-73=225
T-34 Chris Newman (+14)	75-79-76=230
T-39 Greg Nizich (+16)	80-75-77=232
42 Joe Lynch (+19)	82-77-76=235
T-46 Buddy Martin (+28)	82-77-85=244

2015-16 DUKE MEN'S GOLF

MEDIA GUIDE

1981 - Rocky Mount, N.C.

Northgreen CC	Par-72
3rd (886, +22)	
T-8 Charlie Bolling (+5)	75-74-72=221
T-8 Bob Stanger (+5)	73-74-74=221
T-12 John Ryan (+8)	75-78-71=224
T-19 Paul Hindsley (+13)	75-78-76=229
T-26 Len Kellerman (+14)	81-73-76=230
30 Paul Bryan (+15)	78-81-72=231

1982 - Rocky Mount, N.C.

Northgreen CC	Par-72
5th (308-300-296=904, +40)	
T-6 Chuck Taylor (+4)	77-71-72=220
T-17 Todd Anderson (+9)	76-73-76=225
T-22 John Ryan (+11)	73-76-78=227
35 Buddy Martin (+25)	86-80-75=241
T-36 Jeff Goettman (+26)	82-87-73=242

1983 - Rocky Mount, N.C.

Northgreen CC	Par-72
6th (298-296-291=885, +21)	
T-6 Richard Riddle (+2)	74-70-74=218
T-14 Chuck Taylor (+6)	72-80-70=222
24 Todd Anderson (+10)	76-77-73=226
T-25 Ken Younger (+11)	78-75-74=227
T-32 David Ingram (+15)	76-74-81=231

1984 - Pinehurst, N.C.

Pinehurst No. 2	Par-72
4th (295-303-314=912, +48)	
T-7 Chuck Taylor (+8)	71-76-77=224
T-14 David Ingram (+13)	76-73-80=229
T-14 Todd Anderson (+13)	72-81-76=229
T-24 Mike Lopuszynski (+18)	76-77-81=234
T-33 Doug Lucci (+24)	81-77-82=240

1985 - Greensboro, N.C.

Bryan Park GC	Par-72
2nd (283-280-285=848, -16)	
2 Chuck Taylor (-7)	71-69-69=209
4 Todd Anderson (-5)	70-69-72=211
T-5 Tom Lape (-4)	68-73-71=212
T-16 David Ingram (E)	74-69-73=216
37 Bill Black (+14)	75-78-77=230

1986 - Greensboro, N.C.

Bryan Park GC	Par-72
5th (299-298-298=895, +31)	
9 Bill Black (+2)	74-75-68=218
T-13 Tom Lape (+5)	74-73-74=221
T-22 Keith Kepy (+10)	77-73-76=226
T-35 Mike Lopuszynski (+17)	75-77-81=233
40 Brian Stefanowicz (+26)	84-79-79=242

1987 - Greensboro, N.C.

Bryan Park GC	Par-72
7th (293-295-293=881, +17)	
T-13 Mike Lopuszynski (+2)	71-74-73=218
26 John Reynolds (+6)	75-72-75=222
T-29 Darrell Crall (+8)	73-76-75=224
T-29 Doug Lucci (+8)	74-80-70=224
T-36 John Karcher (+11)	75-73-76=227

1988 - Greensboro, N.C.

The Cardinal GC	Par-72
6th (302-297-310=909, +45)	
T-6 John Karcher (+7)	75-72-76=223
T-18 Darrell Crall (+13)	76-75-78=229
29 Chris Cain (+16)	80-77-75=232
T-30 John Reynolds (+17)	76-73-84=233
T-37 David Patterson (+22)	75-82-81=238

1989 - Rocky Mount, N.C.

Northgreen CC	Par-72
6th (301-297-299=897, +33)	
T-11 Bruce Kennerson (+5)	74-71-76=221
T-11 John Reynolds (+5)	73-72-76=221
T-31 John Karcher (+12)	81-74-73=228
T-33 Steve Welsh (+15)	77-80-74=231
37 Pete O'Brien (+17)	77-80-79=236

1990 - Rocky Mount, N.C.

Northgreen CC	Par-72
T-3rd (292-294-292=878, +14)	
1 Jason Widener (-6)	70-70-70=210
T-7 John Karcher (-1)	70-75-70=215
T-21 Chris Cain (+10)	76-73-77=226
23 Dave Patterson (+11)	76-76-75=227
T-36 Tom Hurley (+22)	77-81-80=238

1991 - Rocky Mount, N.C.

Northgreen CC	Par-72
7th (296-295=591, +15)	
T-19 Dave Patterson (+3)	76-71=147
T-19 Mike Muehr (+3)	71-76=147
T-19 Aaron Crewse (+3)	73-74=147
36 Jason Widener (+10)	80-74=154
T-37 Tom Hurley (+11)	76-79=155

1992 - Rocky Mount, N.C.

Northgreen CC	Par-72
T-6th (291-287-293=871, +7)	
T-12 David Love (-2)	73-72-69=214
T-17 Mike Muehr (E)	73-68-75=216
T-22 Tom Hurley (+1)	69-76=217
T-41 Jason Widener (+15)	76-78-77=231
T-41 Aaron Crewse (+15)	81-71-79=231

1993 - Rocky Mount, N.C.

Northgreen CC	Par-72
T-4th (295-292-292=879, +15)	
T-6 Jason Widener (E)	72-72=216
T-18 Justin Klein (+5)	77-72=221
T-20 Aaron Crewse (+6)	72-78-72=222
T-30 Mike Muehr (+9)	74-75-76=225
T-34 Tom Hurley (+11)	78-73-76=227

1994 - Rocky Mount, N.C.

Northgreen CC	Par-72
4th (287-300-299=886, +22)	
T-6 Mike Muehr (E)	70-73-73=216
T-13 Aaron Crewse (+5)	71-74-76=221
T-20 Justin Klein (+8)	71-80-73=224
T-32 Joe Ogilvie (+14)	80-73-77=230
T-37 David Love (+16)	75-80-77=232

1995 - New London, N.C.

Old North State Club	Par-72
8th (297-295-296=888, +24)	
7 Joe Ogilvie (-3)	72-73-68=213
T-27 Jason Buha (+7)	77-72-74=223
T-31 Dan Brawley (+9)	74-75-76=225
T-38 Raleigh Shoemaker (+15)	78-75-78=231
43 Chris Schmid (+19)	74-81-80=235

1996 - New London, N.C.

Old North State Club	Par-72
7th (290-293-293=876, +12)	
T-3 Joe Ogilvie (-2)	73-71-70=214
T-14 Jason Buha (+2)	71-74-73=218
T-21 Justin Klein (+5)	73-75-73=221
T-33 Todd Hill (+10)	73-75-78=226
45 Chris Schmid (+17)	83-73-77=233

1997 - Fayetteville, Ga.

Whitewater CC	Par-72
6th (297-308-294=899, +35)	
T-14 Mike Christensen (+6)	74-76-72=222
T-14 Jason Buha (+6)	70-79-73=222
T-22 Erik Bertrand (+10)	78-76-72=226
T-30 Chris Schmid (+13)	75-77-77=229
45 Jim Donnelly (+26)	78-85-79=242

1998 - New London, N.C.

Old North State Club	Par-72
8th (288-290-290=868, +4)	
10 Kyle Elfers (-5)	72-68-71=211
T-15 Mike Christensen (-2)	69-71-74=214
T-35 Paul Tucker (+6)	76-74-72=222
T-37 Chris Schmid (+7)	73-77-73=223
43 Marc Chatelain (+10)	74-78-74=226

1999 - New London, N.C.

Old North State Club	Par-72
T-2nd (298-284-291=873, +9)	
1 Matt Krause (-4)	75-68-69=212
T-4 Marc Chatelain (E)	74-70-72=216
T-18 Kyle Elfers (+6)	76-72-74=222
T-26 Paul Tucker (+10)	73-77-76=226
T-38 Mike Christensen (+18)	79-74-81=234

2000 - New London, N.C.

Old North State Club	Par-72
6th (296-293-294=883, +19)	
T-14 Leif Olson (+3)	74-73-72=219
T-14 Paul Tucker (+3)	74-74-71=219
T-26 Matt Krauss (+8)	74-72-78=224
T-26 Kevin Streelman (+8)	75-74-75=224
38 Mike Christensen (+13)	74-79-76=229

2001 - Orlando, Fla.

Disney's Magnolia Course	Par-72
7th (291-293-290=874, +10)	
T-15 Kevin Streelman (+2)	72-73-73=218
T-15 Paul Tucker (+2)	74-73-71=218
T-18 Matt Krauss (+3)	74-74-71=219
T-29 Brandon LaCroix (+5)	71-75-75=221
35 Leif Olson (+8)	75-73-76=224

2002 - New London, N.C.

Old North State Club	Par-72
9th (291-298-289=878, +14)	
T-17 Leif Olson (-1)	72-73-70=215
29 Mike Castelforte (+3)	73-73-73=219
T-36 Rob Beasley (+7)	74-75-74=223
T-39 Matt Krauss (+9)	74-79-72=225
T-39 Brandon LaCroix (+9)	72-77-76=225

2003 - New London, N.C.

Old North State Club	Par-72
5th (303-292-297=892, +28)	
T-12 Leif Olson (+4)	75-72-73=220
T-17 Tom Lefebvre (+7)	75-72-76=223
T-23 Alex Wilson (+10)	76-74-76=226
T-29 Rob Beasley (+13)	77-78-74=229
T-36 Nathan Smith (+17)	85-74-74=233

2004 - New London, N.C.

Old North State Club	Par-72
6th (292-293-277=857, -7)	
T-11 Ryan Blaum (-3)	68-76-69=213
T-11 Nathan Smith (-3)	73-74-66=213
T-17 Mike Castelforte (-1)	72-73-70=215
T-25 Alex Wilson (+3)	76-71-72=219
T-32 Rob Beasley (+5)	74-75-72=221

2005 - New London, N.C.

Old North State Club	Par-72
1st (292-291-282=865, +1)	
1 Ryan Blaum (-10)	68-71-67=206
4 Nathan Smith (+1)	73-72-72=217
T-22 Michael Schachner (+9)	82-73-70=225
T-24 Michael Quagliano (+10)	75-75-76=226
T-33 Jake Grodzinsky (+12)	76-79-73=228

2006 - New London, N.C.

Old North State Club	Par-72
8th (287-293-286=866, +2)	
T-6 Ryan Blaum (-6)	70-71-69=210
T-28 Jake Grodzinsky (+1)	75-72-70=217
34 Michael Schachner (+3)	71-75-73=219
T-35 Clark Klaasen (+4)	71-75-74=220
51 Bryce Mueller (+16)	79-75-78=232

2007 - New London, N.C.

Old North State Club	Par-72
T-4th (286-286-291=863, -1)	
T-9 Jake Grodzinsky (-1)	75-71-69=215
T-12 Michael Schachner (E)	69-73-74=216
T-15 Adam Long (+1)	72-71-74=217
T-30 Clark Klaasen (+4)	71-71-78=220
T-44 Jeff Edelman (+11)	74-79-74=227

Individual Low Rounds

18 Holes	Tot	-Par
Adam Long (2010)	65	-7
Julian Suri (2013)	66	-6
Julian Suri (2012)	66	-6
Brinson Paolini (2010)	66	-6
Nathan Smith (2004)	66	-6
Jeff Goettman (1959)	67	-5
Bob Lindinger (1959)	67	-5
Ryan Blaum (2005)	67	-5
Mike Muehr (1992)	68	-4
Dick Siderowf (1959)	68	-4
Bill Mallon (1971)	68	-4
Tom Lape (1985)	68	-4
Bill Black (1986)	68	-4
Joe Ogilvie (1995)	68	-4
Kyle Elfers (1998)	68	-4
Matt Krauss (1999)	68	-4
Ryan Blaum (2004)	68	-4
Ryan Blaum (2005)	68	-4
Clark Klaasen (2008)	68	-4
Wes Roach (2008)	68	-4
Tim Gornik (2011)	68	-4
Brinson Paolini (2013)	68	-4
Mike Forqash (1977)	69	-3
Chuck Taylor (1985)	69 (2x)	-3
Todd Anderson (1985)	69	-3
David Ingram (1985)	69	-3
David Love (1992)	69	-3
Tom Hurley (1992)	69	-3
Mike Christensen (1998)	69	-3
Matt Krauss (1999)	69	-3
Ryan Blaum (2004)	69	-3
Ryan Blaum (2006)	69	-3
Jake Grodzinsky (2007)	69	-3
Michael Schachner (2007)	69	-3
Adam Long (2008)	69 (2x)	-3
Michael Schachner (2008)	69 (2x)	-3
Matthew Pierce (2008)	69	-3
Wes Roach (2010)	69	-3
Brinson Paolini (2011)	69 (2x)	-3
Julian Suri (2011)	69 (2x)	-3
Yaroslav Merkulov (2011)	69	-3
Adam Sumrall (2013)	69 (2x)	-3

54 Holes	Tot	-Par
Ryan Blaum (2005)	206	-10
Adam Sumrall (2013)	208	-8
Chuck Taylor (1985)	209	-7
Julian Suri (2011)	209	-7
Brinson Paolini (2010)	210	-6
Ryan Blaum (2006)	210	-6
Jason Widener (1990)	210	-6
Todd Anderson (1985)	211	-5
Kyle Elfers (1998)	211	-5
Clark Klaasen (2008)	211	-5
Wes Roach (2008)	211	-5
Wes Roach (2010)	211	-5
Brinson Paolini (2011)	211	-5
Brinson Paolini (2013)	211	-5
Julian Suri (2013)	211	-5
Adam Long (2010)	212	-4
Tom Lape (1985)	212	-4
Matt Krauss (1999)	212	-4
Adam Long (2008)	212	-4

Team Low Rounds			
18 Holes	Round	Tot	-Par
2013	Second	273	-15
2004	Third	277	-11
2012	Second	278	-10
2008	Second	278	-10
2008	First	279	-9
2011	Second	279	-9
2010	First	280	-8
1985	Second	280	-8
2013	First	282	-6
2010	Second	282	-6
2005	Third	282	-6
1985	First	283	-5
2011	Third	283	-5
1999	Second	284	-4
2008	Third	284	-4
2009	Second	284	-4
2013	Third	284	-4
1985	Third	285	-3
2007	First	286	-2
2007	Second	286	-2
2006	Third	286	-2
54 Holes		Tot	-Par
2013		839	-25
2008		841	-23
1985		848	-16
2011		851	-13
2010		855	-9
2004		857	-7
1959		572	-4
2012		862	-2

2008 - New London, N.C.

Old North State Club Par-72
 2nd (279-278-284=841, -23)
 T-8 Clark Klaasen (-5) 71-72-68=211
 T-8 Wes Roach (-5) 70-68-73=211
 T-13 Adam Long (-4) 74-69-69=212
 T-20 Michael Schachner (-2) 69-69-76=214
 T-34 Matthew Pierce (+3) 69-76-74=219

2009 - New London, N.C.

Old North State Club Par-72
 3rd (290-284-287=861, -3)
 T-8 Adam Long (-3) 73-70-70=213
 T-10 Clark Klaasen (-2) 70-70-74=214
 T-15 Matthew Pierce (+1) 71-74-72=217
 T-24 Michael Quagliano (+3) 77-70-72=219
 T-46 Wes Roach (+9) 76-76-73=225

2010 - New London, N.C.

Old North State Club Par-72
 T-3rd (280-282-293=855, -9)
 T-4 Brinson Paolini (-6) 73-66-71=210
 T-6 Wes Roach (-5) 69-70-72=211
 10 Adam Long (-4) 65-71-76=212
 T-36 Spencer Anderson (+7) 74-75-74=223
 T-52 Julian Suri (+17) 73-78-82=233

2011 - New London, N.C.

Old North State Club Par-72
 2nd (289-279-283=851, -13)
 T-3 Julian Suri (-7) 71-69-69=209
 5 Brinson Paolini (-5) 73-69-69=211
 T-18 Tim Gornik (+1) 78-68-71=217
 T-26 Yaroslav Merkulov (+4) 69-74-77=220
 T-33 Wes Roach (+7) 76-73-74=223

2012 - New London, N.C.

Old North State Club Par-72
 6th (289-278-295=862, -2)
 T-14 Adam Sumrall (-2) 72-70-72=214
 T-18 Julian Suri (E) 74-66-76=216
 T-21 Spencer Anderson (+1) 71-70-76=217
 T-41 Austin Cody (+5) 74-76-71=221
 T-49 Brinson Paolini (+10) 72-72-82=226

2013 - New London, N.C.

Old North State Club Par-72
 1st (282-273-284=839, -25)
 5 Adam Sumrall (-8) 69-69-70=208
 T-7 Brinson Paolini (-5) 71-68-72=211
 T-7 Julian Suri (-5) 71-66-74=211
 T-17 Mads Soegaard (-1) 71-72-72=215
 T-17 Austin Cody (-1) 75-70-70=215

2014 - New London, N.C.

Old North State Club Par-72
 10th (293-301-290=884, +20)
 T-28 Austin Cody (+3) 70-75-74=219
 T-35 Motin Yeung (+6) 71-76-75=222
 T-40 Turner Southey-Gordon (+7) 78-75-70=223
 T-47 Alexander Matlari (+9) 74-75-76=225
 T-51 Max Greyserman (+10) 78-77-71=226

2015 - New London, N.C.

Old North State Club Par-72
 10th (297-299-290=886, +22)
 T-14 Adam Wood (-2) 72-72-70=214
 32 Jake Shuman (+4) 74-75-71=220
 T-41 Turner Southey-Gordon (+10) 76-76-74=226
 T-46 Michael Ricaurte (+12) 75-76-77=228
 T-49 Alexander Matlari (+13) 77-77-75=229

2015-16 DUKE MEN'S GOLF

MEDIA GUIDE

Byron Nelson Award

2013 Brinson Paolini (winner)

Golfweek National Coach of the Year

2005 Rod Myers

GCAA All-America

1961 Dick Dion (hm)
 1962 George Smith (3rd)
 1972 Bill Mallon (hm)
 1973 Bill Mallon (hm)
 1981 Charlie Bolling (2nd)
 1984 Chuck Taylor (3rd)
 1985 Chuck Taylor (2nd)
 1990 John Karcher (3rd)
Jason Widener (2nd)
 1995 Joe Ogilvie (hm)
 1997 Jason Buha (2nd)
 1999 Matt Krauss (hm)
 2000 Matt Krauss (hm)
 2004 Nathan Smith (3rd)
Ryan Blaum (hm)
 2005 Ryan Blaum (1st)
Nathan Smith (hm)
Michael Schachner (hm)
 2006 Ryan Blaum (2nd)
 2007 Michael Schachner (hm)
 2011 Brinson Paolini (hm)
 2012 Julian Suri (3rd)
 2013 Brinson Paolini (2nd)

Golfweek All-America

2006 Ryan Blaum (1st)
Jake Grodzinsky (hm)
 2012 Julian Suri (hm)
 2013 Brinson Paolini (3rd)

Academic All-America

1984 Todd Anderson
 1985 Todd Anderson
 1995 Danny Brawley
Raleigh Shoemaker
 1997 Erik Bertrand
 1998 Marc Chatelain
 1999 Marc Chatelain
 2001 Matt Krauss
Paul Tucker
 2002 Matt Krauss
 2003 Mike Castleforte
 2004 Mike Castleforte
 2009 Adam Long
 2013 Brinson Paolini (3rd - CoSIDA)
 2014 Turner Southey-Gordon (SRIXON)
 2015 Turner Southey-Gordon (SRIXON)
Motin Yeung (SRIXON)

All-Region

2004 Ryan Blaum
Nathan Smith
 2005 Ryan Blaum
Nathan Smith
 2008 Michael Schachner
 2009 Adam Long
 2010 Adam Long
Brinson Paolini
Wes Roach
Julian Suri
 2011 Tim Gornik
Brinson Paolini
Wes Roach
Julian Suri

2012 Spencer Anderson
Austin Cody
Brinson Paolini
Julian Suri
 2013 Brinson Paolini
Mads Soegaard
Adam Sumrall
Julian Suri
 2015 Adam Wood

ACC Player of the Year

2005 Ryan Blaum
 2006 Ryan Blaum

ACC Freshman of the Year

1999 Matt Krauss
 2003 Ryan Blaum
 2010 Brinson Paolini

ACC Coach of the Year

2005 Rod Myers
 2013 Jamie Green

ACC Individual Champion

1962 John Abernethy (co)
 1966 Fred Ewald (co)
 1969 Thorny Hoelle (co)
 1990 Jason Widener
 1999 Matt Krauss
 2005 Ryan Blaum

ACC Individual Runners-Up

1954 Bob Hackett
Denny Bolster
 1959 Dick Siderowf
 1963 John Abernethy
 1965 Tripp O'Donnell
 1966 Tom Danluck
 1978 Jeff Goettman
 1985 Chuck Taylor

All-ACC

1975 Bob Caprera
 1979 Bob Stanger
 1981 Charlie Bolling
 1983 Chuck Taylor
 1984 Chuck Taylor
 1985 Chuck Taylor
 1988 John Karcher
 1990 John Karcher
Jason Widener
 1991 Jason Widener
 1993 Jason Widener
 1995 Joe Ogilvie
 1996 Joe Ogilvie
 1997 Jason Buha
 1999 Marc Chatelain
Matt Krauss
 2000 Matt Krauss
 2001 Matt Krauss
 2004 Ryan Blaum
Nathan Smith
 2005 Ryan Blaum
Nathan Smith
 2006 Ryan Blaum
Jake Grodzinsky
 2007 Adam Long
 2008 Clark Klaasen
Michael Schachner
 2010 Adam Long
 2011 Brinson Paolini

2012 Julian Suri
 2013 Brinson Paolini

ACC Scholar-Athlete of the Year

2013 Brinson Paolini

ACC All-Academic Team

2007 Jeff Edelman
Adam Long
 2008 Matthew Pierce
Adam Long
 2009 Adam Long
Clark Klaasen
 2010 Spencer Anderson
Adam Long
Brinson Paolini
Wes Roach
Julian Suri
 2011 Austin Cody
Tim Gornik
Yaroslav Merkulov
Brinson Paolini
Julian Suri
 2012 Spencer Anderson
Austin Cody
Brinson Paolini
Adam Sumrall
Julian Suri
 2013 Brinson Paolini
Mads Soegaard
Adam Sumrall
Julian Suri
 2014 Alexander Matlari
Turner Southey-Gordon
Motin Yeung

Southern Conference Individual Champion

1933 Roger Peacock
 1934 Cliff Perry
 1936 Cliff Perry
 1937 Johnny Morris
 1938 Skip Alexander
 1939 Skip Alexander
 1940 Henry Russell
 1941 Grover Poole
 1942 Grover Poole
 1947 Jimmy McNair (co)
 1951 Lou McLennan

GCAA Coaches Hall of Fame

1982 Ellis "Dumpy" Hagler
 1986 Rod Myers

Duke Hall of Fame

1976 Mike Souchak
 1977 Art Wall
 1980 Ellis "Dumpy" Hagler
 1983 Cliff Perry
 1987 Skip Alexander
 1988 Dick Siderowf

MEDIA GUIDE

2015-16 DUKE MEN'S GOLF

Stroke Average (minimum 20 rounds)

Julian Suri	2011-12	71.27
Brinson Paolini	2012-13	71.48
Ryan Blaum	2003-04	71.54
Michael Schachner	2007-08	71.69
Chuck Taylor	1984-85	71.87
Ryan Blaum	2005-06	71.87
Ryan Blaum	2004-05	71.88
Jason Buha	1996-97	71.89
Nathan Smith	2003-04	72.19
Brinson Paolini	2010-11	72.21

Rounds In The 60s

Ryan Blaum	2004-05	12
Ryan Blaum	2003-04	10
Julian Suri	2011-12	9
Ryan Blaum	2005-06	9
Michael Schachner	2007-08	9
Brinson Paolini	2012-13	8
Nathan Smith	2003-04	8
Leif Olson	2001-02	7
Brinson Paolini	2010-11	7
Brinson Paolini	2011-12	7

Under-Par Rounds

Ryan Blaum	2004-05	22
Ryan Blaum	2005-06	20
Michael Schachner	2007-08	17
Brinson Paolini	2012-13	16
Julian Suri	2011-12	16
Leif Olson	2001-02	16
Nathan Smith	2003-04	16
Jason Buha	1996-97	14
Nathan Smith	2004-05	14
Matt Krauss	1999-00	13

Even-Par Rounds

Joe Ogilvie	1994-95	8
Jason Buha	1996-97	8
Matt Krauss	2000-01	7
Mike Castleforte	2001-02	7
Brinson Paolini	2009-10	7
Brinson Paolini	2010-11	7
John Karcher	1987-88	6
John Karcher	1989-90	6
Alex Wilson	2003-04	6
Adam Long	2007-08	6
Adam Long	2009-10	6
Adam Wood	2014-15	6

Even-Par or Better Rounds

Ryan Blaum	2004-05	25
Jason Buha	1996-97	22
Ryan Blaum	2005-06	22
Nathan Smith	2003-04	21
Michael Schachner	2007-08	21
Brinson Paolini	2012-13	19
Leif Olson	2001-02	19
Julian Suri	2011-12	19
Matt Krauss	1999-00	18
Brinson Paolini	2009-10	18

Tournament Wins

Charlie Bolling	1980-81	5
Julian Suri	2011-12	2
Michael Schachner	2007-08	2
Ryan Blaum	2004-05	2
Leif Olson	2002-03	2
John Karcher	1988-89	2
John Karcher	1987-88	2
Grover Poole	1941-42	2
Skip Alexander	1938-39	2
Johnny Morris	1936-37	2
Cliff Perry	1935-36	2
Cliff Perry	1934-35	2
Roger Peacock	1931-32	2

Top 5 Finishes

Chuck Taylor	1984-85	8
Joe Ogilvie	1995-96	6
Charlie Bolling	1980-81	6
Julian Suri	2011-12	5
Ryan Blaum	2004-05	5
Jason Buha	1996-97	5
Chuck Taylor	1983-84	5
Brinson Paolini	2012-13	4
John Karcher	1987-88	4
John Karcher	1988-89	4
Jason Widener	1989-90	4
Michael Schachner	2007-08	4

Top 10 Finishes

Chuck Taylor	1984-85	12
John Karcher	1989-90	8
Joe Ogilvie	1995-96	8
Chuck Taylor	1984-85	8
Charlie Bolling	1980-81	8
Ryan Blaum	2004-05	7
Ryan Blaum	2005-06	7
Jason Buha	1996-97	7
Jason Widener	1989-90	7

Top 20 Finishes

Chuck Taylor	1984-85	12
Brinson Paolini	2012-13	11
Jason Buha	1995-96	11
Jason Widener	1989-90	10
Jason Buha	1996-97	10
Nathan Smith	2003-04	10
Ryan Blaum	2005-06	10

Tournaments Played

Mike Muehr	1992-93	14
Justin Klein	1995-96	14
Joe Ogilvie	1995-96	14
Jason Buha	1995-96	14
Mike Christensen	1996-97	14
Chris Schmid	1996-97	14
Leif Olson	2000-01	14

Rounds

Mike Christensen	1996-97	40
Leif Olson	2000-01	40
Chris Schmid	1996-97	40
Jason Widener	1989-90	40
John Karcher	1989-90	40
Dave Patterson	1989-90	40
Ryan Blaum	2005-06	39
Nathan Smith	2005-06	39
Leif Olson	2002-03	39
Leif Olson	2001-02	39
Brandon LaCroix	2001-02	39
Matt Krauss	2001-02	39
Julian Suri	2009-10	39

Percentage of Fairways Hit

Michael Quagliano	2004-05	87.0
Brinson Paolini	2009-10	86.9
Brinson Paolini	2010-11	81.4
Brinson Paolini	2012-13	80.0
Adam Long	2009-10	79.8
Jim Donnelly	1997-98	79.8
Michael Castleforte	2003-04	79.1
Michael Castleforte	2001-02	79.1
Brinson Paolini	2011-12	77.5
Wes Roach	2009-10	77.4
Paul Tucker	1997-98	77.4

Greens in Regulation

Rob Beasley	2003-04	69.0
Marc Chatelain	1998-99	68.7
Adam Long	2009-10	68.7
Jason Buha	1996-97	68.4
Mads Soegaard	2012-13	68.3
Julian Suri	2011-12	68.2
Michael Quagliano	2004-05	68.0
Kyle Elfers	1998-99	67.9
Mike Christensen	1996-97	67.6
Brinson Paolini	2011-12	67.5
Nathan Smith	2003-04	67.2

Low Stroke Average by Season

1973-74	Lee Keesler	76.7
1974-75	Lee Keesler	76.8
1975-76	Bob Capera	74.2
1976-77	Charlie Bolling	73.5
1977-78	Jeff Goettman	76.1
1978-79	Bob Stanger	74.8
	Paul Hindsley	74.8
1979-80	Bob Stanger	74.3
1980-81	Charlie Bolling	72.6
1981-82	Chuck Taylor	75.3
1982-83	Chuck Taylor	72.5
1983-84	Chuck Taylor	72.6
1984-85	Chuck Taylor	71.9
1985-86	Bill Black	74.2
1986-87	John Karcher	73.8
1987-88	John Karcher	73.8
1988-89	John Karcher	73.5
1989-90	Jason Widener	73.1
1990-91	Jason Widener	73.8
1991-92	Mike Muehr	73.7
1992-93	Jason Widener	73.9
1993-94	Mike Muehr	74.1
1994-95	Joe Ogilvie	73.8
1995-96	Jason Buha	73.7
1996-97	Jason Buha	71.9
1997-98	Mike Christensen	73.2
1998-99	Marc Chatelain	72.9
1999-00	Matt Krauss	72.7
2000-01	Matt Krauss	72.8
2001-02	Leif Olson	72.9
2002-03	Ryan Blaum	73.3
2003-04	Ryan Blaum	71.5
2004-05	Ryan Blaum	71.9
2005-06	Ryan Blaum	71.9
2006-07	Michael Schachner	72.6
2007-08	Michael Schachner	71.6
2008-09	Adam Long	73.0
2009-10	Adam Long	72.3
	Brinson Paolini	72.3
2010-11	Brinson Paolini	72.2
2011-12	Julian Suri	71.3
2012-13	Brinson Paolini	71.5
2013-14	Motin Yeung	73.5
2014-15	Adam Wood	72.7

2015-16 DUKE MEN'S GOLF

MEDIA GUIDE

Stroke Average (minimum 50 rounds)

Ryan Blaum	2002-06	72.16
Brinson Paolini	2009-13	72.17
Adam Long	2006-10	72.70
Julian Suri	2009-13	72.78
Chuck Taylor	1981-85	72.97
Matthew Pierce	2007-10	73.43
Leif Olson	1999-03	73.51
Michael Schachner	2004-08	73.56
Jason Widener	1989-93	73.62
Matt Krauss	1998-02	73.62
Wes Roach	2007-11	73.65
Nathan Smith	2002-06	73.68
John Karcher	1986-90	73.80

Rounds In The 60s

Ryan Blaum	2002-06	34
Brinson Paolini	2009-13	28
Michael Schachner	2004-08	21
Julian Suri	2009-13	21
Leif Olson	1999-03	17
Matt Krauss	1998-02	15
Nathan Smith	2002-06	13
Spencer Anderson	2008-p	12
Mike Christensen	1997-00	12
Wes Roach	2007-11	11

Under-Par Rounds

Ryan Blaum	2002-06	63
Brinson Paolini	2009-13	48
Julian Suri	2009-13	47
Leif Olson	1999-03	45
Matt Krauss	1998-02	41
Michael Schachner	2004-08	40
Nathan Smith	2002-06	37
Clark Klaasen	2005-09	34
Adam Long	2006-10	34
Jason Widener	1989-93	29
Mike Castelforte	2001-04	27
Wes Roach	2007-11	27

Even-Par Rounds

Adam Long	2006-10	21
Brinson Paolini	2009-13	21
Matt Krauss	1998-02	16
John Karcher	1987-90	15
Leif Olson	1999-03	15
Nathan Smith	2002-06	14
Clark Klaasen	2005-09	13
Wes Roach	2007-11	13
Mike Castelforte	2001-04	12
Spencer Anderson	2008-12	12
Jason Widener	1989-93	11
Jason Buha	1993-97	11
Paul Tucker	1997-01	11

Even-Par or Better Rounds

Ryan Blaum	2002-06	71
Brinson Paolini	2009-13	69
Leif Olson	1999-03	60
Julian Suri	2009-13	57
Adam Long	2006-10	55
Nathan Smith	2002-06	51
Matt Krauss	1998-02	51
Michael Schachner	2004-08	50
Clark Klaasen	2005-09	47
John Karcher	1987-90	41
Jason Widener	1989-93	40
Wes Roach	2007-11	40

Tournament Wins

Charlie Bolling	1977-79, 81	5
Ryan Blaum	2003-06	4
John Karcher	1987-90	4
Skip Alexander	1938-40	4
Cliff Perry	1934-36	4
Grover Poole	1941-42	3
Chuck Taylor	1981-85	3
Julian Suri	2009-13	3

Top 5 Finishes

Chuck Taylor	1981-85	17
Brinson Paolini	2009-13	12
Jason Widener	1989-93	12
Julian Suri	2009-13	10
Ryan Blaum	2002-06	10
John Karcher	1986-90	10
Joe Ogilvie	1992-96	9
Michael Schachner	2004-08	8
Nathan Smith	2002-06	8
Jason Buha	1993-97	8

Top 10 Finishes

Chuck Taylor	1981-85	25
Ryan Blaum	2002-06	21
Brinson Paolini	2009-13	18
Julian Suri	2009-13	18
Jason Widener	1989-93	18
John Karcher	1986-90	18
Joe Ogilvie	1992-96	16
Jason Widener	1989-93	16
Mike Christensen	1996-2000	12
Jason Buha	1993-97	12
Nathan Smith	2002-06	12
Joe Ogilvie	1992-96	11
Mike Muehr	1990-94	11
Matt Krauss	1998-2002	11
Adam Long	2006-10	11

Top 20 Finishes

Ryan Blaum	2002-06	31
Brinson Paolini	2009-13	28
Chuck Taylor	1981-85	28
Jason Widener	1989-93	27
Adam Long	2006-10	27
Julian Suri	2009-13	27
Leif Olson	1999-03	25
Jason Buha	1993-97	22
Joe Ogilvie	1992-96	20
Nathan Smith	2002-06	19
Mike Christensen	1996-00	18
Matt Krauss	1998-02	18
Mike Muehr	1990-94	17
Wes Roach	2007-11	16

Tournaments Played

Leif Olson	1999-03	52
Jason Widener	1989-93	49
Mike Christensen	1996-00	48
Adam Long	2006-10	48
Clark Klaasen	2005-09	48
Matt Krauss	1998-02	47
Brinson Paolini	2009-13	45
Julian Suri	2009-13	45
Wes Roach	2007-11	45
Mike Muehr	1990-94	44
Michael Schachner	2004-08	44
Ryan Blaum	2002-06	43
Joe Ogilvie	1992-96	43
Justin Klein	1992-96	43

Rounds

Leif Olson	1999-2003	152
Jason Widener	1989-93	140
Adam Long	2006-10	140
Matt Krauss	1998-2002	138
Mike Christensen	1996-2000	138
Clark Klaasen	2005-09	137
Brinson Paolini	2009-13	133
Julian Suri	2009-13	133
John Karcher	1986-90	133
Michael Schachner	2004-08	132
Wes Roach	2007-11	130
Ryan Blaum	2002-06	129
Paul Tucker	1997-2001	126

**Career Records incomplete
prior to the 1987-88 season**

All-Time Duke Head Coaches

Marshall Crichton	1928-29
Bill Jennings	1930
Ellis "Dumpy" Hagler	1933-73 (Spring)
Rod Myers	(Fall) 1973-2007
Brad Sparling	2007 (Spring)
O.D. Vincent	(Fall) 2007-2008 (Fall)
Jamie Green	(Spring) 2009-present

Championships by Coaches

Rod Myers	30
Ellis "Dumpy" Hagler	26
Jamie Green	12
O.D. Vincent	3

Hole-in-Ones (in NCAA competitions)

Julian Suri No. 7 at CordeValle GC
2009 Gifford Collegiate 190 yard, par 3

Adam Sumrall No. 3 at Club at Irish Creek
2012 Irish Creek Collegiate 186 yard, par 3

Max Greyserman No. 7 at Bulls Bay CC
2014 Hootie at Bulls Bay Inter. 149 yard, par 3

Individual Low Rounds (All Tournaments)

18 Holes

-Par	Score	Player	Course	Tournament
-10	60	Michael Schachner	Golden Horseshoe GC	2007 NCAA Championship
-8	63	Michael Schachner	GC of Tennessee	2005 NCAA East Regional
-8	64	Adam Long	Forest Hills GC	2010 Administaff Augusta State Invitational
-7	65	Mike Christensen	GC of Cuscowilla	1998 Cuscowilla Intercollegiate
-7	65	Ryan Blaum	MacGregor Downs CC	2004 The Intercollegiate
-7	65	Nathan Smith	MacGregor Downs CC	2004 The Intercollegiate
-7	65	Ryan Blaum	MacGregor Downs CC	2006 Courtyard by Marriott Intercollegiate
-7	65	Jeff Edelman	Devils Ridge GC	2007 The Intercollegiate
-7	65	Matthew Pierce	River Landing GC - Landing Course	2008 River Landing Intercollegiate
-7	65	Michael Quagliano	River Landing GC - River Course	2009 River Landing Intercollegiate
-7	65	Adam Long	Old North State Club	2010 ACC Championship
-7	65	Julian Suri	Turtle Bay - Palmer Course	2012 John A. Burns Intercollegiate
-6	66	Jeff Goettman	North Ridge CC	1978 ACC Championship
-6	65	Leif Olson	Stanford GC	2002 The Nelson
-6	66	Nathan Smith	Old North State Club	2004 ACC Championship
-6	66	Michael Schachner	Duke University Golf Club	2007 Coca-Cola Duke Golf Classic
-6	65	Adam Long	Bulls Bay GC	2007 Hootie at Bulls Bay
-6	64	Spencer Anderson	Mark Bostic GC	2009 SunTrust Gator Invitational
-6	66	Brinson Paolini	Old North State Club	2010 ACC Championship
-6	66	Tim Gornik	Pete Dye River Course	2011 NCAA East Regional
-6	65	Julian Suri	Royal Oaks CC	2011 Royal Oaks Intercollegiate
-6	65	Julian Suri	The Club at Irish Creek	2012 Irish Creek Collegiate
-6	66	Brinson Paolini	River Landing GC - River Course	2012 River Landing Intercollegiate
-6	66	Julian Suri	Old North State Club	2012 ACC Championship
-6	66	Julian Suri	Old North State Club	2013 ACC Championship

36 Holes

-10	132	Michael Schachner	GC of Tennessee	2005 NCAA East Regional
-9	135	Ryan Blaum	MacGregor Downs CC	2006 Courtyard by Marriott Intercollegiate
-9	135	Julian Suri	Turtle Bay - Palmer Course	2012 John A. Burns Intercollegiate
-8	136	Mike Christensen	Arthur Hills at Palmetto Dunes	1999 Golf World Invitational
-8	136	Mike Castleforte	Duke GC	2002 Duke Golf Classic
-8	136	Michael Schachner	Devils Ridge GC	2005 The Intercollegiate
-8	136	Adam Long	Old North State Club	2010 ACC Championship
-7	135	Ryan Blaum	Stanford GC	2003 The Nelson
-7	135	Turner Southey-Gordon	The Rawls GC	2015 NCAA Lubbock Regional
-7	137	John Karcher	Finley GC	1989 Tar Heel Invitational
-7	137	Michael Schachner	Duke University GC	2007 Coca-Cola Duke Golf Classic
-7	137	Julian Suri	CordeValle GC	2009 Gifford Collegiate Golf Championship
-7	137	Brinson Paolini	Turtle Bay - Palmer Course	2012 John A. Burns Intercollegiate
-7	137	Adam Sumrall	Walnut Creek CC	2013 The Trojan
-7	137	Julian Suri	Old North State Club	2013 ACC Championship

54 Holes

-14	202	Ryan Blaum	MacGregor Downs CC	2006 Courtyard by Marriott Intercollegiate
-12	201	Ryan Blaum	Stanford GC	2003 The Nelson
-12	201	Leif Olson	Stanford GC	2002 The Nelson
-11	202	Julian Suri	The Club at Irish Creek	2012 Irish Creek Collegiate
-11	205	Julian Suri	Turtle Bay - Palmer Course	2012 John A. Burns Intercollegiate
-10	206	Ryan Blaum	Old North State Club	2005 ACC Championship
-10	206	Matt Krauss	Arthur Hills at Palmetto Dunes	1999 Golf World Invitational
-9	204	Jason Buha	Keswick GC	1996 Keswick Club Cavalier Classic
-9	207	Nathan Smith	Forest Hills GC	2004 Augusta State Invitational
-9	204	Michael Schachner	GC of Tennessee	2005 NCAA East Regional
-8	205	Spencer Anderson	Royal Oaks CC	2011 Royal Oaks Intercollegiate
-8	208	8x; last by Adam Sumrall	Old North State Club	2013 ACC Championship

LOW ROUNDS

Team Low Rounds (All Tournaments)

18 Holes

-Par	Score	Course	Tournament
-15	273	Duke University GC	2007 Coca-Cola Duke Golf Classic
-15	273	Old North State Club	2013 ACC Championship
-12	276	Imperial Lakes GC	1996 Matlock Collegiate Classic
-12	272	GC of Tennessee	2005 NCAA East Regional
-12	276	Forest Hills GC	2010 Administraff ASU Invitational
-12	272	The Club at Irish Creek	2012 Irish Creek Collegiate
-11	273	Royal Oaks GC	2011 Royal Oaks Intercollegiate
-11	277	Old North State Club	2004 ACC Championship
-11	277	MacGregor Downs CC	2006 Courtyard by Marriott Intercollegiate
-11	277	River Landing GC - Landing Course	2008 River Landing Intercollegiate
-10	278	Dallas Athletic Club	2001 Red River Classic
-10	278	CC of Landfall	2005 Landfall Tradition
-10	278	Old North State Club	2008 ACC Championship
-10	270	Warren GC	2010 NCAA Central Regional
-10	278	Old North State Club	2012 ACC Championship
-10	278	Duke University GC	2012 Rod Myers Invitational
-9	279	Osprey Point GC	1995 Kiawah Intercollegiate
-9	279	Dallas Athletic Club	2000 Red River Classic
-9	279	Stanford GC	2003 The Nelson
-9	279	Old North State Club	2008 ACC Championship
-9	279	Old North State Club	2011 ACC Championship

36 Holes

-21	555	Old North State Club	2013 ACC Championship
-19	557	Old North State Club	2008 ACC Championship
-16	560	Duke University GC	2007 Coca-Cola Duke Golf Classic
-16	560	Devils Ridge GC	2005 Courtyard by Marriott Intercollegiate
-14	562	Old North State Club	2010 ACC Championship
-14	562	Duke University GC	2005 Coca-Cola Duke Golf Classic
-13	563	Forest Hills GC	2010 Administraff ASU Invitational
-12	564	Forest Hills GC	2009 Administraff ASU Invitational
-11	565	McGregor Downs CC	2004 Courtyard by Marriott Intercollegiate

54 Holes

-25	839	Old North State Club	2013 ACC Championship
-23	841	Old North State Club	2008 ACC Championship
-22	842	Duke University GC	2007 Coca-Cola Duke Golf Classic
-21	843	Forest Hills GC	2010 Administraff ASU Invitational
-21	831	Royal Oaks GC	2011 Royal Oaks Intercollegiate
-18	834	Stanford GC	2003 The Nelson
-16	848	Bryan Park GC	1985 ACC Championship
-14	850	River Landing GC	2009 River Landing Intercollegiate
-13	851	River Landing GC	2008 River Landing Intercollegiate
-13	851	Old North State Club	2011 ACC Championship
-13	839	The Club at Irish Creek	2012 Irish Creek Collegiate
-12	852	Tanagura Densha GC	2007 Topy Cup U.S.-Japan Intercollegiate
-12	852	Duke University GC	2012 Rod Myers Invitational
-11	853	Forest Hills GC	2009 Administraff ASU Invitational
-11	841	Stanford GC	2002 The Nelson
-11	853	Carolina CC	1997 Wofford Invitational
-11	853	Osprey Point GC	1996 Kaiwah Intercollegiate Golf Tournament
-10	854	Turtle Bay - Palmer Course	2012 John A. Burns Intercollegiate
-10	854	Duke University GC	2005 Coca-Cola Duke Golf Classic
-10	842	Stanford GC	1992 Stanford Shootout

Team Stroke Average

1995-96	288.11
2010-11	288.13
2011-12	288.15
2007-08	288.21
2012-13	288.45
2009-10	289.22
2005-06	291.51
2000-01	291.71
2014-15	291.88
1999-00	292.21
2003-04	292.42
2008-09	293.06
2005-06	293.81
1998-99	294.10
1992-93	294.23
2001-02	294.31
1993-94	294.62
1996-97	294.92
1997-98	295.10
2013-14	295.84
2002-03	295.97

Under-Par Rounds

2011-12	16
2007-08	14
2012-13	14
2003-04	13
2006-07	12
2004-05	9
2010-11	9
2014-15	8
2005-06	8
2001-02	8
1996-97	8
2008-09	7
2000-01	7
2002-03	6

Even-Par or Better Rounds

2011-12	17
2012-13	16
2007-08	14
2009-10	14
2003-04	14
2006-07	14
2004-05	11
2001-02	10
1996-97	10
2010-11	9
1999-00	9
2000-01	9
2005-06	9

Under-Par Tournaments

2011-12	7
2007-08	5
2012-13	5
2014-15	4
2010-11	3
2004-05	3
2008-09	3
2003-04	3
2001-02	3
1996-97	3
2005-06	2
2006-07	2
2000-01	2

MEDIA GUIDE

2015-16 DUKE MEN'S GOLF

Stroke Average (minimum 20 rounds)

Brinson Paolini	2009-10	72.33
Adam Wood	2014-15	72.66
Mads Soegaard	2012-13	72.71
Adam Long	2006-07	72.85
Yaroslav Merkulov	2010-11	73.09
Matthew Pierce	2007-08	73.10
Jason Widener	1989-90	73.10
Ryan Blaum	2002-03	73.33
Jake Shuman	2014-15	73.39
Julian Suri	2009-10	73.59
Mike Christensen	1996-97	73.85
Austin Cody	2010-11	73.92

Rounds In The 60s

Michael Schachner	2004-05	6
Brinson Paolini	2009-10	6
Yaroslav Merkulov	2010-11	6
Mike Christensen	1996-97	4
Matthew Pierce	2007-08	4
Jake Shuman	2014-15	4
Adam Wood	2014-15	4

Under-Par Rounds

Brinson Paolini	2009-10	11
Jake Shuman	2014-15	11
Mads Soegaard	2012-13	10
Jason Widener	1989-90	9
Ryan Blaum	2002-03	9
Michael Schachner	2004-05	9
Julian Suri	2009-10	9
Adam Wood	2014-15	9
Leif Olson	1999-00	8
Adam Long	2006-07	8
Yaroslav Merkulov	2010-11	8

Even-Par Rounds

Brinson Paolini	2009-10	7
Adam Wood	2014-15	6
Mike Christensen	1996-97	5
Adam Long	2006-07	5
Alexander Matlari	2013-14	5

Even-Par or Better Rounds

Brinson Paolini	2009-10	18
Adam Wood	2014-15	15
Mads Soegaard	2012-13	14
Jake Shuman	2014-15	14
Adam Long	2006-07	13
Julian Suri	2009-10	13
Leif Olson	1999-00	12
Michael Schachner	2004-05	12

Tournament Wins

Matt Krauss	1998-99	1
Justin Klein	1992-93	1
Jason Widener	1989-90	1

Top 5 Finishes

Jason Widener	1989-90	4
Michael Schachner	2004-05	2
Brinson Paolini	2009-10	2
Mads Soegaard	2012-13	2

Top 10 Finishes

Jason Widener	1989-90	7
Mike Christensen	1996-97	5
Brinson Paolini	2009-10	4
Ryan Blaum	2002-03	3
Julian Suri	2009-10	3
Mads Soegaard	2012-13	3
Adam Wood	2014-15	3

Top 20 Finishes

Jason Widener	1989-90	10
Adam Wood	2014-15	8
Julian Suri	2009-10	7
Mads Soegaard	2012-13	6
Mike Christensen	1996-97	6
Ryan Blaum	2002-03	6
Adam Long	2006-07	6
Justin Klein	1992-93	5
Leif Olson	1999-00	5
Brinson Paolini	2009-10	5

Tournaments Played

Mike Christensen	1996-97	14
Jason Widener	1989-90	13
Justin Klein	1992-93	13
Julian Suri	2009-10	13
Jake Shuman	2014-15	13
Adam Wood	2014-15	13
Pete O'Brien	1988-89	12
Leif Olson	1999-00	12
Michael Quagliano	2004-05	12
Brinson Paolini	2009-10	12

Rounds

Mike Christensen	1996-97	40
Jason Widener	1989-90	40
Julian Suri	2009-10	39
Michael Quagliano	2004-05	36
Justin Klein	1992-93	36
Brinson Paolini	2009-10	36
Jake Shuman	2014-15	36
Adam Wood	2014-15	35
Adam Long	2006-07	34
Leif Olson	1999-00	34

Freshman Records incomplete
prior to the 1987-88 season

18 Holes

-Par	Score	Player	Course	Tournament
-8	63	Michael Schachner	GC of Tennessee	2005 NCAA East Regional
-7	65	Jeff Edelman	Devils Ridge GC	2007 Courtyard by Marriott Intercollegiate
-7	65	Matthew Pierce	River Landing GC - Landing Course	2008 River Landing Intercollegiate
-6	64	Spencer Anderson	Mark Bostic GC	2009 SunTrust Gator Invitational
-6	66	Brinson Paolini	Old North State Club	2010 ACC Championship
-6	66	Jeff Goettman	North Ridge CC	1978 ACC Championship
-6	65	Adam Long	Bulls Bay GC	2007 Hootie at Bulls Bay
-5	66	Jason Widener	TPC at Woodlands	1990 Golf Digest Collegiate Invitational
-5	65	Brinson Paolini	Warren GC	2010 NCAA Central Regional
-5	66	Ryan Blaum	Stanford GC	2002 The Nelson
-5	67	Mike Christensen	Keswick GC	1996 Keswick Club Cavalier Classic
-5	67	Jason Widener	Duke University GC	1990 Iron Duke Classic

54 Holes

-9	204	Michael Schachner	GC of Tennessee	2005 NCAA East Regional
-4	209	Yaroslav Merkulov	The Club at Irish Creek	2011 Irish Creek Collegiate
-5	211	Ryan Blaum	Sawgrass CC	2003 Mercedes-Benz Collegiate Championship
-6	210	Brinson Paolini	Old North State Club	2010 ACC Championship
-6	210	Michael Quagliano	Duke University GC	2004 Coca-Cola Duke Golf Classic
-6	210	Jason Widener	Northgreen CC	1990 ACC Championship
-5	211	Julian Suri	CordeValle GC	2009 Gifford Collegiate Golf Championship
-4	212	Mike Christensen	Osprey Point GC	1996 Kiawah Intercollegiate
-4	212	Matt Krauss	Old North State Club	2000 ACC Championship

Mike Adams - White Plains, N.Y. (St. Stephen's Episcopal)

Year	Total Tournaments	Total Rounds	Total Strokes	Stroke Average	Even Par Rounds	Under Par Rounds	Best 18	Best 54	Top 5	Top 10	Top 20	Best Finish
2000-01	2	4	322	80.5	0	0	73	-	0	0	1	11th
2001-02	1	2	158	79.0	0	0	79	-	0	0	1	T-18th
2002-03	1	2	146	73.0	1	0	72	-	0	1	1	T-8th
2003-04	-	-	-	-	-	-	-	-	-	-	-	-
Career	4	8	626	78.3	1	0	72	-	0	1	3	T-8th

Spencer Anderson - Pacific Palisades, Calif. (Brentwood School)

Year	Total Tournaments	Total Rounds	Total Strokes	Stroke Average	Even Par Rounds	Under Par Rounds	Best 18	Best 54	Top 5	Top 10	Top 20	Best Finish
2008-09	9	26	1,943	74.7	4	2	64	213	0	1	1	T-7th
2009-10	12	36	2,659	73.9	3	7	67	211	0	0	1	T-15th
2010-11	2	6	434	72.3	1	2	69	210	1	1	1	T-5th
2011-12	10	30	2,177	72.6	4	11	66	205	1	2	5	T-2nd
Career	33	98	7,213	73.6	12	22	64	205	2	4	8	T-2nd

Rob Beasley - Greensboro, N.C. (Northwest Guilford)

Year	Total Tournaments	Total Rounds	Total Strokes	Stroke Average	Even Par Rounds	Under Par Rounds	Best 18	Best 54	Top 5	Top 10	Top 20	Best Finish
2000-01	2	4	295	73.7	0	1	70	-	2	2	2	1st
2001-02	8	22	1,663	75.6	0	2	70	218	0	1	2	T-9th
2002-03	9	27	2,029	75.2	0	4	70	217	0	0	1	12th
2003-04	9	27	2,059	76.3	1	2	69	220	0	0	0	T-25th
Career	28	80	6,046	75.2	1	9	69	217	2	3	5	

Erik Bertrand - Tampa, Fla. (Vivian Gaither)

Year	Total Tournaments	Total Rounds	Total Strokes	Stroke Average	Even Par Rounds	Under Par Rounds	Best 18	Best 54	Top 5	Top 10	Top 20	Best Finish
1993-94	1	3	237	79.0	0	0	77	237	0	0	0	T-58th
1994-95	3	8	636	79.5	1	0	72	242	0	0	0	T-52nd
1995-96	8	24	1,824	76.8	1	0	72	229	1	1	2	T-3rd
1996-97	13	37	2,785	75.3	4	4	70	216	0	1	2	T-6th
Career	25	72	5,482	76.1	6	4	70	216	1	2	4	T-3rd

John Birmingham

Year	Total Tournaments	Total Rounds	Total Strokes	Stroke Average	Even Par Rounds	Under Par Rounds	Best 18	Best 54	Top 5	Top 10	Top 20	Best Finish
1987-88	1	3	234	78.0	0	0	75	234	0	0	0	-
Career	1	3	234	78.0	0	0	75	234	0	0	0	-

Alan Birney - Houston, Texas (Cypress Creek)

Year	Total Tournaments	Total Rounds	Total Strokes	Stroke Average	Even Par Rounds	Under Par Rounds	Best 18	Best 54	Top 5	Top 10	Top 20	Best Finish
1990-91	4	9	701	77.9	0	0	74	227	0	0	0	T-42nd
1991-92	1	2	153	76.5	0	0	74	-	0	0	0	T-54th
1992-93	3	7	528	75.4	0	1	71	230	0	0	0	22nd
Career	8	18	1382	76.6	0	1	71	227	0	0	0	22nd

Bradley Black - St. Catherines, Ontario (Sir Winston Churchill)

Year	Total Tournaments	Total Rounds	Total Strokes	Stroke Average	Even Par Rounds	Under Par Rounds	Best 18	Best 54	Top 5	Top 10	Top 20	Best Finish
1995-96	2	5	396	79.2	0	0	75	237	0	0	0	T-40th
Career	2	5	396	79.2	0	0	75	237	0	0	0	T-40th

Ryan Blaum - Coral Gables, Fla. (Westminster Christian)

Year	Total Tournaments	Total Rounds	Total Strokes	Stroke Average	Even Par Rounds	Under Par Rounds	Best 18	Best 54	Top 5	Top 10	Top 20	Best Finish
2002-03	10	30	2,200	73.3	2	9	66	210	1	3	6	T-2nd
2003-04	8	24	1,717	71.5	1	12	65	201	1	4	6	T-1st
2004-05	12	36	2,588	71.9	3	22	67	206	5	7	9	1st
2005-06	13	39	2,803	71.9	2	20	65	202	3	7	10	1st
Career	43	129	9,308	72.2	8	63	65	201	10	21	31	1st

Daniel Brawley - Wilmington, N.C. (New Hanover)

Year	Total Tournaments	Total Rounds	Total Strokes	Stroke Average	Even Par Rounds	Under Par Rounds	Best 18	Best 54	Top 5	Top 10	Top 20	Best Finish
1992-93	1	2	154	77.0	0	0	76	-	0	0	0	T-54th
1993-94	4	12	960	80.0	0	1	69	225	0	0	1	T-16th
1994-95	12	32	2,449	76.5	1	3	70	219	1	1	2	T-4th
1995-96	6	16	1,239	77.3	2	1	70	220	0	0	1	T-15th
Career	23	62	4,802	77.5	3	5	69	219	1	1	4	T-4th

Denver Brown - Saratoga Springs, N.Y. (Saratoga Springs)

Year	Total Tournaments	Total Rounds	Total Strokes	Stroke Average	Even Par Rounds	Under Par Rounds	Best 18	Best 54	Top 5	Top 10	Top 20	Best Finish
1997-98	2	4	326	81.5	0	0	74	-	0	0	0	80th
1998-99	2	5	407	81.4	0	0	76	252	0	0	0	T-36th
1999-00	1	3	231	77.0	0	0	76	231	0	0	0	T-56th
2000-01	5	13	990	76.2	0	2	71	224	2	2	2	2nd
Career	10	25	1,954	78.2	0	2	71	224	2	2	2	2nd

Jason Buha - Farmington Hills, Mich. (Farmington)

Year	Total Tournaments	Total Rounds	Total Strokes	Stroke Average	Even Par Rounds	Under Par Rounds	Best 18	Best 54	Top 5	Top 10	Top 20	Best Finish
1993-94	5	14	1,078	77.0	0	1	71	218	0	0	0	T-35th
1994-95	10	29	2,222	76.6	1	1	71	223	0	0	1	T-14th
1995-96	14	38	2,800	73.7	2	10	67	213	3	5	11	2nd
1996-97	13	37	2,660	71.9	8	14	67	204	5	7	10	1st
Career	42	118	8,760	74.2	11	26	67	204	8	12	22	1st

Chris Cain - Knoxville, Tenn. (The Webb School)

Year	Total Tournaments	Total Rounds	Total Strokes	Stroke Average	Even Par Rounds	Under Par Rounds	Best 18	Best 54	Top 5	Top 10	Top 20	Best Finish
1987-88	9	24	1,866	77.8	1	0	72	223	0	0	1	T-18th
1988-89	1	2	164	82.0	0	0	81	-	0	0	0	-
1989-90	11	34	2,608	76.7	0	1	71	215	1	1	1	T-2nd
1990-91	3	8	619	77.4	0	0	74	231	0	0	0	T-60th
Career	24	68	5,257	77.3	1	1	71	215	1	1	2	T-2nd

Jim Cangiano - Dickerson, Md. (Poolesville)

Year	Total Tournaments	Total Rounds	Total Strokes	Stroke Average	Even Par Rounds	Under Par Rounds	Best 18	Best 54	Top 5	Top 10	Top 20	Best Finish
1991-92	1	2	162	81.0	0	0	79	-	0	0	0	T-98th
1992-93	1	2	167	83.5	0	0	80	-	0	0	0	-
1993-94	1	3	255	85.0	0	0	83	255	0	0	0	80th
1994-95	2	5	404	80.8	0	0	80	247	0	0	0	T-52nd
Career	5	12	988	82.3	0	0	79	247	0	0	0	T-52nd

Mike Castleforte - Springboro, Ohio (Archbishop Alter)

Year	Total Tournaments	Total Rounds	Total Strokes	Stroke Average	Even Par Rounds	Under Par Rounds	Best 18	Best 54	Top 5	Top 10	Top 20	Best Finish
2000-01 (Indiana)		7	20	1,493	74.7	-	4	70	220	1	1	2
2001-02	12	36	2,651	73.6	7	10	68	208	0	2	3	9th
2002-03	12	36	2,683	74.5	3	6	69	212	1	2	2	3rd
2003-04	12	36	2,638	73.3	2	11	69	215	0	3	6	T-7th
Career	43	128	9,465	74.0	12	31	68	208	2	8	13	3rd

Bobby Castor - Ashland, Ohio (Ashland)

Year	Total Tournaments	Total Rounds	Total Strokes	Stroke Average	Even Par Rounds	Under Par Rounds	Best 18	Best 54	Top 5	Top 10	Top 20	Best Finish
2000-01	2	5	383	76.6	1	0	72	229	0	0	1	T-14th
2001-02	7	18	1,371	76.2	0	1	70	221	0	0	0	T-32nd
2002-03	-	-	-	-	-	-	-	-	-	-	-	-
2003-04	2	6	486	81.0	0	0	74	229	0	0	0	T-45th
Career	11	29	2,240	77.9	1	1	70	221	0	0	1	T-14th

Duncan Chapman

Year	Total Tournaments	Total Rounds	Total Strokes	Stroke Average	Even Par Rounds	Under Par Rounds	Best 18	Best 54	Top 5	Top 10	Top 20	Best Finish
1987-88	1	2	156	78.0	0	0	78	-	0	0	0	-
Career	1	2	156	78.0	0	0	78	-	0	0	0	-

Marc Chatelain - Flims, Switzerland (York Country Dat/Susquahanna)

Year	Total Tournaments	Total Rounds	Total Strokes	Stroke Average	Even Par Rounds	Under Par Rounds	Best 18	Best 54	Top 5	Top 10	Top 20	Best Finish
1997-98	10	29	2,166	74.7	3	2	69	218	0	0	2	T-11th
1998-99	13	37	2,699	72.9	4	10	67	212	3	4	8	T-4th
Career	23	68	4,865	71.5	7	12	67	212	3	4	10	T-4th

PLAYER STATS

Mike Christensen - Grand Rapids, Minn. (Grand Rapids)

Year	Total Tournaments	Total Rounds	Total Strokes	Stroke Average	Even Par Rounds	Under Par Rounds	Best 18	Best 54	Top 5	Top 10	Top 20	Best Finish
1996-97	14	40	2,954	73.9	5	5	67	212	1	5	6	T-5th
1997-98	11	32	2,342	73.2	1	6	65	211	1	3	6	T-5th
1998-99	11	32	2,381	74.4	0	6	67	212	1	2	2	T-5th
1999-00	12	34	2,537	74.6	4	5	67	214	1	2	4	T-2nd
Career	48	138	10,214	74.0	10	22	65	211	4	12	18	T-2nd

Brad Clark - Atlanta, Ga. (Marist)

Year	Total Tournaments	Total Rounds	Total Strokes	Stroke Average	Even Par Rounds	Under Par Rounds	Best 18	Best 54	Top 5	Top 10	Top 20	Best Finish
2000-01	1	2	162	81.0	0	0	79	-	0	0	0	T-43rd
2001-02	6	16	1,212	75.8	2	2	68	226	2	2	2	1st
Career	7	18	1,374	76.3	2	2	68	226	2	2	2	1st

Austin Cody - North Charleston, S.C. (Pinewood Prep)

Year	Total Tournaments	Total Rounds	Total Strokes	Stroke Average	Even Par Rounds	Under Par Rounds	Best 18	Best 54	Top 5	Top 10	Top 20	Best Finish
2010-11	8	24	1,766	73.9	2	4	69	215	0	1	2	T-7th
2011-12	11	32	2,345	73.3	4	9	67	208	0	2	5	T-7th
2012-13	11	31	2,272	73.3	3	8	67	214	2	3	5	2nd
2013-14	10	28	2,151	76.8	1	1	72	216	0	0	2	T-12th
Career	40	115	8,534	74.2	10	22	67	208	2	6	14	2nd

T.J. Cooper - Greenville, Pa. (Greenville)

Year	Total Tournaments	Total Rounds	Total Strokes	Stroke Average	Even Par Rounds	Under Par Rounds	Best 18	Best 54	Top 5	Top 10	Top 20	Best Finish
1996-97	1	3	236	78.6	0	0	76	236	0	0	0	T-59th
1997-98	5	13	1,002	77.1	0	1	69	221	1	1	1	T-4th
Career	6	16	1,238	77.4	0	1	69	221	1	1	1	T-4th

Darrell Crall

Year	Total Tournaments	Total Rounds	Total Strokes	Stroke Average	Even Par Rounds	Under Par Rounds	Best 18	Best 54	Top 5	Top 10	Top 20	Best Finish
1987-88	10	27	2,076	76.9	3	1	70	216	0	0	1	T-18th
1988-89	4	10	791	79.1	0	0	75	231	0	0	1	T-20th
Career	14	37	2,867	77.5	3	1	70	216	0	0	2	T-18th

Aaron Crewse - Akron, Ohio (Hartville Lake)

Year	Total Tournaments	Total Rounds	Total Strokes	Stroke Average	Even Par Rounds	Under Par Rounds	Best 18	Best 54	Top 5	Top 10	Top 20	Best Finish
1990-91	7	19	1,466	77.2	1	0	71	220	0	0	1	T-19th
1991-92	10	29	2,217	76.5	1	3	70	222	0	0	0	T-35th
1992-93	13	35	2,650	75.7	2	5	70	216	0	2	3	6th
1993-94	10	29	2,184	75.3	2	2	70	220	0	1	3	7th
Career	40	112	8,517	76.0	6	10	70	216	0	3	7	6th

Chris Dauk - Akron, Ohio (Revere)

Year	Total Tournaments	Total Rounds	Total Strokes	Stroke Average	Even Par Rounds	Under Par Rounds	Best 18	Best 54	Top 5	Top 10	Top 20	Best Finish
1991-92	1	2	147	73.5	0	0	73	-	0	0	1	T-18th
1992-93	2	4	310	77.5	0	0	78	-	0	0	0	T-40th
1993-94	1	3	238	79.3	0	0	79	238	0	0	0	T-63rd
1994-95	6	17	1,305	76.8	1	1	71	219	1	1	1	3rd
Career	10	26	2,000	76.9	1	1	71	219	1	1	2	3rd

James Dickey - Fort Lauderdale, Fla. (St. Thomas Aquinas)

Year	Total Tournaments	Total Rounds	Total Strokes	Stroke Average	Even Par Rounds	Under Par Rounds	Best 18	Best 54	Top 5	Top 10	Top 20	Best Finish
2003-04	3	9	695	77.2	0	1	71	222	0	0	1	T-20th
2006-07	-	-	-	-	-	-	-	-	-	-	-	-
Career	3	9	695	77.2	0	1	71	222	0	0	1	T-20th

Eric Dollenberg - Flourtown, Pa. (Penn Charter)

Year	Total Tournaments	Total Rounds	Total Strokes	Stroke Average	Even Par Rounds	Under Par Rounds	Best 18	Best 54	Top 5	Top 10	Top 20	Best Finish
1991-92	2	5	402	80.4	0	0	76	236	0	0	0	74th
1992-93	3	7	541	77.3	0	0	74	230	0	0	0	T-31st
1993-94	2	6	501	83.5	0	0	77	249	0	0	0	76th
Career	7	18	1,444	80.2	0	0	74	230	0	0	0	T-31st

Jim Donnelly - Beverly, Mass. (St. John's Prep)

Year	Total Tournaments	Total Rounds	Total Strokes	Stroke Average	Even Par Rounds	Under Par Rounds	Best 18	Best 54	Top 5	Top 10	Top 20	Best Finish
1996-97	8	23	1,758	76.4	3	1	71	216	0	1	1	T-8th
1997-98	4	10	774	77.4	0	0	74	231	0	1	1	T-6th
1998-99	4	11	849	77.2	0	0	71	232	1	1	1	T-3rd
Career	16	44	3,381	76.8	3	1	71	216	1	3	3	T-3rd

Jeff Edelman - Southlake, Texas (Carroll Senior)

Year	Total Tournaments	Total Rounds	Total Strokes	Stroke Average	Even Par Rounds	Under Par Rounds	Best 18	Best 54	Top 5	Top 10	Top 20	Best Finish
2006-07	7	21	1,559	74.2	1	4	65	215	0	1	2	T-9th
2007-08	2	6	440	73.3	2	1	71	220	0	0	0	26th
Career	9	27	1,999	73.8	3	5	65	215	0	1	2	T-9th

Kyle Elfers - Cincinnati, Ohio (Turpin)

Year	Total Tournaments	Total Rounds	Total Strokes	Stroke Average	Even Par Rounds	Under Par Rounds	Best 18	Best 54	Top 5	Top 10	Top 20	Best Finish
1995-96	2	5	394	78.8	0	0	79	235	0	0	0	T-40th
1996-97	7	20	1,510	75.5	1	2	69	215	0	1	1	T-6th
1997-98	12	35	2,579	73.7	3	6	68	211	1	5	6	5th
1998-99	13	37	2,734	73.9	3	8	67	214	1	1	5	4th
Career	34	97	7,217	74.4	7	16	68	211	2	7	12	4th

David French - Columbus, Ohio (Arlington)

Year	Total Tournaments	Total Rounds	Total Strokes	Stroke Average	Even Par Rounds	Under Par Rounds	Best 18	Best 54	Top 5	Top 10	Top 20	Best Finish
2000-01	-	-	-	-	-	-	-	-	-	-	-	-
2001-02	3	6	453	75.5	1	1	69	-	0	2	2	6th
2002-03	3	9	697	77.4	0	0	73	225	0	0	0	T-25th
2003-04	1	3	243	81.0	0	0	78	243	0	0	0	68th
Career	7	18	1,383	76.8	1	1	69	225	0	2	2	6th

Andrew Giuliani - New York, N.Y. (St. Joseph's Regional [NJ])

Year	Total Tournaments	Total Rounds	Total Strokes	Stroke Average	Even Par Rounds	Under Par Rounds	Best 18	Best 54	Top 5	Top 10	Top 20	Best Finish
2005-06	1	2	160	80.0	0	0	79	-	0	0	0	T-70th
2006-07	2	6	462	77.0	0	1	71	229	0	0	0	T-68th
2007-08	2	6	447	74.5	0	0	73	223	0	0	0	T-36th
Career	5	14	1,069	77.2	0	1	71	223	0	0	0	T-36th

Tim Gornik - Ljubljana, Slovenia (Monteverde [Fla.] Academy)

Year	Total Tournaments	Total Rounds	Total Strokes	Stroke Average	Even Par Rounds	Under Par Rounds	Best 18	Best 54	Top 5	Top 10	Top 20	Best Finish
2009-10	2	6	454	75.7	0	1	71	224	0	0	0	T-22nd
2010-11	10	30	2,176	72.5	5	6	66	216	0	1	7	T-8th
2011-12	7	21	1,556	74.1	1	6	69	216	0	1	1	T-6th
2012-13	6	14	1,032	73.7	2	3	69	214	1	3	4	3rd
Career	25	71	5,218	73.5	8	16	66	214	1	5	12	3rd

Jake Grodzinsky - Cornville, Ariz. (Sedona Red Rock)

Year	Total Tournaments	Total Rounds	Total Strokes	Stroke Average	Even Par Rounds	Under Par Rounds	Best 18	Best 54	Top 5	Top 10	Top 20	Best Finish
2003-04	1	3	245	81.7	0	0	78	245	0	0	0	80th
2004-05	11	33	2,469	74.8	2	4	69	212	0	0	0	T-24th
2005-06	12	35	2,559	73.1	3	12	69	209	1	6	7	5th
2006-07	12	37	2,733	73.9	4	9	69	215	0	1	4	T-9th
Career	36	108	8,006	75.9	9	25	69	209	1	7	11	5th

Justin Hare - Charleston, S.C. (Porter-Gaud School)

Year	Total Tournaments	Total Rounds	Total Strokes	Stroke Average	Even Par Rounds	Under Par Rounds	Best 18	Best 54	Top 5	Top 10	Top 20	Best Finish
2005-06	3	8	602	75.3	1	0	72	222	0	0	0	T-17th
2006-07	1	3	230	76.7	0	0	74	230	0	0	0	T-60th
2007-08	1	3	222	74.0	0	1	71	222	0	0	0	T-51st
Career	5	14	1,054	75.3	1	1	71	222	0	0	0	T-17th

Chris Harris - Edina, Minn. (Edina)

Year	Total Tournaments	Total Rounds	Total Strokes	Stroke Average	Even Par Rounds	Under Par Rounds	Best 18	Best 54	Top 5	Top 10	Top 20	Best Finish
1997-98	2	4	316	79.0	0	0	74	-	0	0	0	
1998-99	4	10	755	75.5	2	0	71	222	1	1	1	T-3rd
Career	6	14	1,071	76.5	2	0	71	222	1	1	1	T-3rd

PLAYER STATS

Todd Hill - Durham, N.C. (C.E. Jordan)

Year	Total Tournaments	Total Rounds	Total Strokes	Stroke Average	Even Par Rounds	Under Par Rounds	Best 18	Best 54	Top 5	Top 10	Top 20	Best Finish
1995-96	7	18	1,396	77.5	0	0	73	220	0	0	1	T-16th
Career	7	18	1,396	77.5	0	0	73	220	0	0	1	T-16th

Seth Huffstetler - Southern Pines, N.C. (Pinecrest)

Year	Total Tournaments	Total Rounds	Total Strokes	Stroke Average	Even Par Rounds	Under Par Rounds	Best 18	Best 54	Top 5	Top 10	Top 20	Best Finish
1997-98	2	5	397	79.4	0	0	235	0	0	0	0	
1998-99	2	5	373	74.6	0	1	70	223	0	0	1	T-14th
Career	4	10	770	77.0	0	1	70	223	0	0	1	T-14th

Tom Hurley - Vero Beach, Fla. (Suffield Academy [Conn.])

Year	Total Tournaments	Total Rounds	Total Strokes	Stroke Average	Even Par Rounds	Under Par Rounds	Best 18	Best 54	Top 5	Top 10	Top 20	Best Finish
1989-90	6	19	1,450	76.3	0	3	70	219	0	0	1	T-12th
1990-91	10	26	1,951	75.0	2	4	68	215	0	1	2	T-7th
1991-92	10	29	2,159	74.5	3	5	69	214	0	1	4	T-9th
1992-93	12	35	2,619	74.8	3	5	70	215	0	1	4	T-8th
Career	38	109	8,179	75.0	8	17	68	214	0	3	11	T-7th

Brad Jones

Year	Total Tournaments	Total Rounds	Total Strokes	Stroke Average	Even Par Rounds	Under Par Rounds	Best 18	Best 54	Top 5	Top 10	Top 20	Best Finish
1987-88	1	3	245	81.7	0	0	79	245	0	0	0	-
1988-89	1	3	234	78.0	0	0	75	234	0	0	0	-
1989-90	1	3	232	77.3	0	1	71	232	0	0	0	T-52nd
Career	3	9	711	79.0	0	1	71	232	0	0	0	T-52nd

John Karcher

Year	Total Tournaments	Total Rounds	Total Strokes	Stroke Average	Even Par Rounds	Under Par Rounds	Best 18	Best 54	Top 5	Top 10	Top 20	Best Finish
1986-87	-	-	-	-	-	-	-	-	-	1	1	6th
1987-88	12	32	2,367	74.0	6	7	69	214	4	5	7	1st
1988-89	13	34	2,523	74.2	3	6	66	216	4	5	9	1st
1989-90	13	40	2,931	73.3	6	11	68	214	3	8	9	T-3rd
Career	38	106	7,821	73.8	15	24	66	214	11	19	26	1st

Bruce Kenerson - Weston, Mass. (St. Paul's School [Minn.])

Year	Total Tournaments	Total Rounds	Total Strokes	Stroke Average	Even Par Rounds	Under Par Rounds	Best 18	Best 54	Top 5	Top 10	Top 20	Best Finish
1987-88	6	13	1,010	77.7	1	0	72	252	0	1	2	T-6th
1988-89	12	31	2,333	75.3	1	4	71	221	0	1	6	T-7th
1989-90	10	30	2,299	76.6	3	2	71	215	1	2	3	1st
1990-91	3	9	717	79.7	0	0	76	233	0	0	0	T-74th
Career	31	83	6,359	76.6	5	6	71	215	1	4	11	1st

Brian Kim - Yorba Linda, Calif. (Brea Olinda)

Year	Total Tournaments	Total Rounds	Total Strokes	Stroke Average	Even Par Rounds	Under Par Rounds	Best 18	Best 54	Top 5	Top 10	Top 20	Best Finish
2006-07	1	2	151	75.5	0	0	72	-	0	0	1	T-12th
2007-08	1	3	226	75.3	0	0	73	226	0	0	0	T-67th
Career	2	5	377	75.4	0	0	72	226	0	0	1	T-12th

Clark Klaasen - Grand Rapids, Mich. (Grand Rapids Christian)

Year	Total Tournaments	Total Rounds	Total Strokes	Stroke Average	Even Par Rounds	Under Par Rounds	Best 18	Best 54	Top 5	Top 10	Top 20	Best Finish
2005-06	11	32	2,374	74.2	3	6	68	217	0	1	3	T-9th
2006-07	12	37	2,733	73.9	2	10	67	212	1	1	2	3rd
2007-08	12	32	2,329	72.8	4	10	67	211	0	3	5	T-8th
2008-09	13	36	2,679	74.4	4	8	66	213	0	1	3	T-10th
Career	48	137	10,115	73.8	13	34	66	211	1	6	13	3rd

Justin Klein - Phoenix, Md. (Gilman)

Year	Total Tournaments	Total Rounds	Total Strokes	Stroke Average	Even Par Rounds	Under Par Rounds	Best 18	Best 54	Top 5	Top 10	Top 20	Best Finish
1992-93	13	36	2,713	75.4	2	5	68	215	1	2	5	1st
1993-94	11	32	2,408	75.3	2	4	67	218	1	2	4	2nd
1994-95	5	15	1,123	74.9	2	1	71	217	0	1	1	T-9th
1995-96	14	37	2,807	75.9	0	3	66	221	1	1	2	T-3rd
Career	43	120	9,051	75.4	6	11	66	215	3	6	12	1st

Matt Krauss - Dumfries, Va. (C.D. Hylton)

Year	Total Tournaments	Total Rounds	Total Strokes	Stroke Average	Even Par Rounds	Under Par Rounds	Best 18	Best 54	Top 5	Top 10	Top 20	Best Finish
1998-99	9	27	2,002	74.1	1	5	68	212	1	1	2	1st
1999-00	12	34	2,473	72.7	5	13	68	206	3	5	7	2nd
2000-01	13	38	2,768	72.8	7	10	67	212	2	4	6	T-4th
2001-02	13	39	2,922	74.9	3	7	69	215	0	1	3	T-10th
Career	47	138	10,165	73.6	16	35	67	206	6	11	18	1st

Brandon LaCroix - Roanoke, Va. (North Cross)

Year	Total Tournaments	Total Rounds	Total Strokes	Stroke Average	Even Par Rounds	Under Par Rounds	Best 18	Best 54	Top 5	Top 10	Top 20	Best Finish
1998-99	3	8	597	74.6	1	0	72	222	0	0	1	T-14th
1999-00	1	3	229	76.3	1	0	72	229	0	0	0	T-50th
2000-01	9	26	1,945	74.8	1	6	69	212	1	1	1	T-4th
2001-02	13	39	2,895	74.2	4	10	68	211	0	0	4	14th
Career	26	76	5,666	75.0	7	16	68	211	1	1	6	T-4th

Tom Lefebvre - Camp Lejeune, N.C. (Lejeune)

Year	Total Tournaments	Total Rounds	Total Strokes	Stroke Average	Even Par Rounds	Under Par Rounds	Best 18	Best 54	Top 5	Top 10	Top 20	Best Finish
2001-02	3	6	442	73.7	0	1	68	-	2	2	2	1st
2002-03	7	21	1,557	74.1	2	1	70	221	0	0	2	T-17th
2003-04	6	18	1,345	74.7	3	2	67	209	0	1	1	T-10th
2004-05	2	6	458	76.3	1	0	72	228	0	0	0	T-39th
Career	18	51	3,802	74.5	6	4	67	209	2	3	5	1st

Adam Long - St. Louis, Mo. (Francis Howell)

Year	Total Tournaments	Total Rounds	Total Strokes	Stroke Average	Even Par Rounds	Under Par Rounds	Best 18	Best 54	Top 5	Top 10	Top 20	Best Finish
2006-07	11	34	2,477	72.9	5	8	65	212	1	2	6	2nd
2007-08	12	34	2,470	72.7	6	7	68	208	1	1	7	3rd
2008-09	13	36	2,627	73.0	4	9	69	212	3	5	8	T-3rd
2009-10	12	36	2,604	72.3	6	10	64	205	2	3	6	1st
Career	48	140	10,178	72.7	21	34	64	205	7	11	27	1st

David Love - Atlanta, Ga. (Westminster)

Year	Total Tournaments	Total Rounds	Total Strokes	Stroke Average	Even Par Rounds	Under Par Rounds	Best 18	Best 54	Top 5	Top 10	Top 20	Best Finish
1991-92	8	23	1,730	75.2	3	2	69	214	1	2	3	4th
1992-93	3	7	599	79.9	0	0	75	244	0	0	0	-
1993-94	4	12	925	77.1	0	0	73	228	0	0	0	T-37th
Career	15	42	3,254	77.5	3	2	69	214	1	2	3	4th

Jon Massey

Year	Total Tournaments	Total Rounds	Total Strokes	Stroke Average	Even Par Rounds	Under Par Rounds	Best 18	Best 54	Top 5	Top 10	Top 20	Best Finish
1987-88	1	2	164	82.0	0	0	78	-	0	0	0	-
Career	1	2	164	82.0	0	0	78	-	0	0	0	-

Yaroslav Merkulov - Penfield, N.Y. (Penfield)

Year	Total Tournaments	Total Rounds	Total Strokes	Stroke Average	Even Par Rounds	Under Par Rounds	Best 18	Best 54	Top 5	Top 10	Top 20	Best Finish
2010-11	8	23	1,681	73.1	0	8	67	209	1	2	3	T-2nd
2011-12	7	21	1,552	73.9	2	3	67	207	0	1	1	T-7th
2012-13	2	4	318	79.5	0	0	77	236	0	0	0	23rd
2013-14	4	12	887	73.9	2	3	69	217	0	0	1	T-11th
Career	21	60	4,438	74.0	4	14	67	207	1	3	5	T-2nd

Mike Muehr - Great Falls, Va. (Bernards [N.J.]

Year	Total Tournaments	Total Rounds	Total Strokes	Stroke Average	Even Par Rounds	Under Par Rounds	Best 18	Best 54	Top 5	Top 10	Top 20	Best Finish
1990-91	9	24	1,808	75.3	1	4	70	218	0	0	2	T-19th
1991-92	11	31	2,286	73.7	2	4	68	216	0	2	5	T-7th
1992-93	14	38	2,813	74.0	3	6	68	209	1	4	5	1st
1993-94	10	29	2,148	74.1	2	5	69	216	3	5	5	2nd
Career	44	122	9,155	75.0	8	19	68	209	4	11	17	1st

PLAYER STATS

Bryce Mueller - Durham, N.C. (Durham Academy)

Year	Total Tournaments	Total Rounds	Total Strokes	Stroke Average	Even Par Rounds	Under Par Rounds	Best 18	Best 54	Top 5	Top 10	Top 20	Best Finish
2004-05	5	14	1,056	75.4	2	0	71	221	0	0	0	
T-26th												
2005-06	6	16	1,215	75.9	0	0	71	224	0	0	1	13th
2006-07	2	5	376	75.2	1	0	71	229	0	1	0	T-9th
2007-08	1	3	221	73.7	1	0	72	221	0	0	0	
T-47th												
Career	14	38	2,868	75.05	4	0	71	221	0	1	1	T-9th

Skip Murphy - Kiawah Island, S.C. (Porter-Gaud School)

Year	Total Tournaments	Total Rounds	Total Strokes	Stroke Average	Even Par Rounds	Under Par Rounds	Best 18	Best 54	Top 5	Top 10	Top 20	Best Finish
2004-05	1	3	241	80.3	0	0	76	241	0	0	0	74th
2005-06	-	-	-	-	-	-	-	-	-	-	-	-
2006-07	1	2	148	74.0	0	0	74	0	0	0	1	T-12th
2007-08	1	3	219	73.0	1	0	72	219	0	0	0	
T-28th												
Career	3	8	608	75.8	1	0	72	219	0	0	1	T-12th

Peter O'Brien

Year	Total Tournaments	Total Rounds	Total Strokes	Stroke Average	Even Par Rounds	Under Par Rounds	Best 18	Best 54	Top 5	Top 10	Top 20	Best Finish
1988-89	12	31	2,378	76.8	2	2	70	216	1	2	3	T-5th
1989-90	-	-	-	-	-	-	-	-	-	-	-	-
1990-91	1	3	236	78.7	0	0	76	236	0	0	0	76th
Career	13	34	2,614	76.9	2	2	70	216	1	2	3	T-5th

Joe Ogilvie - Lancaster, Ohio (Lancaster)

Year	Total Tournaments	Total Rounds	Total Strokes	Stroke Average	Even Par Rounds	Under Par Rounds	Best 18	Best 54	Top 5	Top 10	Top 20	Best Finish
1992-93	5	10	785	78.3	0	0	73	231	0	0	0	34th
1993-94	11	32	2,406	75.2	1	4	69	217	1	3	5	T-4th
1994-95	13	38	2,804	73.8	8	6	68	213	1	5	7	T-2nd
1995-96	14	38	2,809	73.9	2	10	68	214	6	8	11	T-2nd
Career	43	118	8,804	74.6	11	20	68	213	8	16	23	T-2nd

Leif Olson - Golden, Colo. (St. Stephen's Episcopal)

Year	Total Tournaments	Total Rounds	Total Strokes	Stroke Average	Even Par Rounds	Under Par Rounds	Best 18	Best 54	Top 5	Top 10	Top 20	Best Finish
1999-00	12	34	2,519	74.1	4	8	68	214	1	2	5	T-5th
2000-01	14	40	2,931	73.3	3	11	67	210	1	3	6	2nd
2001-02	13	39	2,843	72.9	3	16	67	208	1	2	8	T-5th
2002-03	13	39	2,881	73.9	5	10	65	201	2	3	6	1st
Career	52	152	11,174	73.6	15	45	65	201	5	10	25	1st

Brinson Paolini - Virginia Beach, Va. (Frank W. Cox)

Year	Total Tournaments	Total Rounds	Total Strokes	Stroke Average	Even Par Rounds	Under Par Rounds	Best 18	Best 54	Top 5	Top 10	Top 20	Best Finish
2009-10	12	36	2,604	72.3	7	11	65	208	2	4	5	2nd
2010-11	11	33	2,383	72.2	7	9	67	210	3	4	7	T-3rd
2011-12	11	33	2,396	72.6	4	12	66	208	3	4	5	1st
2012-13	11	31	2,216	71.5	3	16	67	207	4	6	11	2nd
Career	45	133	9,599	72.2	21	48	65	207	12	18	28	1st

David Patterson - Berwyn, Pa. (Dulaney [Md.]

Year	Total Tournaments	Total Rounds	Total Strokes	Stroke Average	Even Par Rounds	Under Par Rounds	Best 18	Best 54	Top 5	Top 10	Top 20	Best Finish
1987-88	9	24	1,864	77.7	1	1	71	218	0	0	0	-
1988-89	5	12	922	76.8	0	0	73	220	0	1	1	9th
1989-90	13	40	3,055	76.4	2	2	70	221	0	0	0	23rd
1990-91	12	32	2,376	74.3	2	5	69	215	0	1	2	T-7th
Career	39	108	8,217	76.1	5	8	69	218	0	2	3	T-7th

Ley Pickens

Year	Total Tournaments	Total Rounds	Total Strokes	Stroke Average	Even Par Rounds	Under Par Rounds	Best 18	Best 54	Top 5	Top 10	Top 20	Best Finish
1987-88	1	2	162	81.0	0	0	80	-	0	0	0	-
Career	1	2	162	81.0	0	0	80	-	0	0	0	-

Matthew Pierce - Newport Beach, Calif. (Capistrano Valley)

Year	Total Tournaments	Total Rounds	Total Strokes	Stroke Average	Even Par Rounds	Under Par Rounds	Best 18	Best 54	Top 5	Top 10	Top 20	Best Finish
2007-08	11	31	2,266	73.1	2	6	65	212	1	1	2	T-5th
2008-09	7	19	1,398	73.6	1	8	67	210	1	2	5	2nd
2009-10	2	6	438	73.0	2	2	68	214	0	0	1	T-15th
Career	20	56	4,112	73.4	5	16	65	210	2	3	8	2nd

Chance Pipitone - Houston, Texas (Strake Jesuit)

Year	Total Tournaments	Total Rounds	Total Strokes	Stroke Average	Even Par Rounds	Under Par Rounds	Best 18	Best 54	Top 5	Top 10	Top 20	Best Finish
2006-07 (Penn)	11	27	2,017	74.7	2	5	66	202	3	4	6	T-2nd
2007-08	5	12	901	75.1	1	3	69	224	2	3	3	T-3rd
Career	16	39	2,918	74.8	3	8	66	202	5	7	9	T-2nd

Michael Quagliano - Ardsley, N.Y. (Ardsley)

Year	Total Tournaments	Total Rounds	Total Strokes	Stroke Average	Even Par Rounds	Under Par Rounds	Best 18	Best 54	Top 5	Top 10	Top 20	Best Finish
2004-05	12	36	2,703	75.1	2	5	69	210	1	2	3	T-2nd
2005-06	9	27	2,042	75.6	2	0	72	221	0	0	0	T-30th
2006-07	7	22	1,628	74.0	5	2	71	216	0	0	1	13th
2007-08	1	3	222	74.0	0	1	71	222	0	0	0	T-28th
2008-09	12	33	2,488	75.4	3	5	65	217	0	0	5	T-13th
Career	41	121	9,083	74.8	12	13	65	210	1	2	9	T-2nd

John Reynolds

Year	Total Tournaments	Total Rounds	Total Strokes	Stroke Average	Even Par Rounds	Under Par Rounds	Best 18	Best 54	Top 5	Top 10	Top 20	Best Finish
1987-88	12	32	2,458	76.8	2	2	70	216	0	0	2	T-11th
1988-89	11	28	2,107	75.3	2	4	69	221	1	1	4	2nd
Career	23	60	4,565	76.1	4	6	69	216	1	1	6	2nd

Michael Ricaurte - Columbus, Ohio (Saint Charles Prep)

Year	Total Tournaments	Total Rounds	Total Strokes	Stroke Average	Even Par Rounds	Under Par Rounds	Best 18	Best 54	Top 5	Top 10	Top 20	Best Finish
2011-12	4	11	850	77.3	1	0	72	227	0	0	0	T-31st
2012-13	5	12	928	77.3	0	0	73	226	0	0	0	T-42nd
2013-14	9	25	1,923	76.9	2	3	70	219	0	0	1	T-16th
2014-15	7	18	1,339	74.4	0	1	69	217	0	1	2	T-8th
Career	25	66	5,040	76.4	3	4	69	217	0	1	3	T-8th

Wes Roach - Knoxville, Tenn. (The Webb School of Knoxville)

Year	Total Tournaments	Total Rounds	Total Strokes	Stroke Average	Even Par Rounds	Under Par Rounds	Best 18	Best 54	Top 5	Top 10	Top 20	Best Finish
2007-08	10	28	2,070	73.9	3	6	68	211	0	1	2	T-8th
2008-09	13	36	2,689	74.7	1	5	69	213	1	2	2	T-5th
2009-10	11	33	2,400	72.7	5	8	67	211	0	1	5	T-6th
2010-11	11	33	2,415	73.2	4	8	69	210	0	1	7	6th
Career	45	130	9,574	73.6	13	27	67	210	1	5	16	T-5th

John Sauter

Year	Total Tournaments	Total Rounds	Total Strokes	Stroke Average	Even Par Rounds	Under Par Rounds	Best 18	Best 54	Top 5	Top 10	Top 20	Best Finish
1987-88	4	10	792	79.2	0	0	74	0	0	0	0	-
Career	4	10	792	79.2	0	0	74	0	0	0	0	-

Michael Schacher - Libertyville, Ill. (Libertyville)

Year	Total Tournaments	Total Rounds	Total Strokes	Stroke Average	Even Par Rounds	Under Par Rounds	Best 18	Best 54	Top 5	Top 10	Top 20	Best Finish
2004-05	11	33	2,452	74.3	3	9	63	204	2	2	3	T-2nd
2005-06	9	28	2,138	76.4	0	5	68	217	0	0	0	T-23rd
2006-07	12	37	2,686	72.6	3	9	60	212	2	2	5	T-3rd
2007-08	12	34	2,434	71.6	4	17	66	203	4	5	7	T-1st
Career	44	132	9,710	73.6	10	40	60	203	8	9	15	T-1st

Chris Schmid - Durham, N.C. (Riverside)

Year	Total Tournaments	Total Rounds	Total Strokes	Stroke Average	Even Par Rounds	Under Par Rounds	Best 18	Best 54	Top 5	Top 10	Top 20	Best Finish
1994-95	6	17	1,349	79.3	0	0	74	235	0	0	0	43rd
1995-96	11	32	2,447	76.5	2	2	70	220	1	1	2	T-3rd
1996-97	14	40	3,027	75.7	1	3	69	218	0	0	2	T-17th
1997-98	11	32	2,400	75.0	2	3	70	217	0	0	4	T-11th
Career	42	121	9,223	76.2	5	8	69	217	1	1	8	T-3rd

PLAYER STATS

Eric Schultz - Raleigh, N.C. (Ravenscroft Academy)

Year	Total Tournaments	Total Rounds	Total Strokes	Stroke Average	Even Par Rounds	Under Par Rounds	Best 18	Best 54	Top 5	Top 10	Top 20	Best Finish
2006-07	1	2	155	77.5	0	0	76	-	0	0	0	T-40th
2007-08	1	3	219	73.0	0	1	70	219	0	0	0	T-28th
Career	2	5	374	75.3	0	1	70	219	0	0	0	T-28th

Raeligh Shoemaker - Charlotte, N.C. (West Charlotte)

Year	Total Tournaments	Total Rounds	Total Strokes	Stroke Average	Even Par Rounds	Under Par Rounds	Best 18	Best 54	Top 5	Top 10	Top 20	Best Finish
1992-93	1	2	154	77.0	0	0	76	-	0	0	0	T-54th
1993-94	3	9	709	78.8	0	0	73	224	0	0	1	T-12th
1994-95	9	26	2,017	77.6	1	0	72	223	0	0	0	T-28th
Career	13	37	2,880	77.8	1	0	72	223	0	0	1	T-12th

Daan Slooter

Year	Total Tournaments	Total Rounds	Total Strokes	Stroke Average	Even Par Rounds	Under Par Rounds	Best 18	Best 54	Top 5	Top 10	Top 20	Best Finish
1987-88	2	4	315	78.2	0	0	77	-	0	0	0	-
Career	2	4	315	78.2	0	0	77	-	0	0	0	-

Nathan Smith - Santa Cruz, Calif. (Robert Louis Stevenson)

Year	Total Tournaments	Total Rounds	Total Strokes	Stroke Average	Even Par Rounds	Under Par Rounds	Best 18	Best 54	Top 5	Top 10	Top 20	Best Finish
2002-03	6	21	1,593	75.9	1	2	70	219	0	0	0	T-25th
2003-04	12	36	2,599	72.2	5	16	65	207	4	6	10	T-1st
2004-05	13	39	2,834	72.7	5	14	66	209	4	6	8	T-2nd
2005-06	8	24	1,821	75.9	3	5	70	215	0	0	1	T-14th
Career	39	120	8,847	74.2	14	37	65	207	8	12	19	T-1st

Turner Southey-Gordon - Toronto, Ontario, Canada (Upper Canada College)

Year	Total Tournaments	Total Rounds	Total Strokes	Stroke Average	Even Par Rounds	Under Par Rounds	Best 18	Best 54	Top 5	Top 10	Top 20	Best Finish
2011-12	5	14	1,041	74.4	1	2	69	219	1	1	1	T-4th
2012-13	4	9	651	72.3	2	2	67	214	1	2	3	2nd
2013-14	11	31	2,331	75.2	2	2	69	219	1	2	2	T-4th
2014-15	13	35	2,599	74.3	3	5	67	211	1	2	3	T-4th
Career	33	89	6,622	74.4	8	11	67	211	4	7	9	2nd

Paul Soloman - Los Angeles, Calif. (Beverly Hills/UCLA)

Year	Total Tournaments	Total Rounds	Total Strokes	Stroke Average	Even Par Rounds	Under Par Rounds	Best 18	Best 54	Top 5	Top 10	Top 20	Best Finish
1991-92	2	5	413	82.6	0	0	78	242	0	0	0	T-105th
1992-93	2	6	470	78.3	0	0	73	230	0	0	0	-
Career	4	11	883	80.3	0	0	73	230	0	0	0	T-105th

Kevin Strelman - Wheaton, Ill. (Wheaton Warrenville South)

Year	Total Tournaments	Total Rounds	Total Strokes	Stroke Average	Even Par Rounds	Under Par Rounds	Best 18	Best 54	Top 5	Top 10	Top 20	Best Finish
1997-98	6	17	1,294	76.1	0	1	70	221	0	0	0	T-27th
1998-99	4	10	770	77.0	0	1	69	218	0	0	0	T-32nd
1999-00	12	34	2,517	74.0	3	4	70	215	0	0	2	T-20th
2000-01	13	38	2,788	73.4	3	11	67	208	1	2	5	1st
Career	35	99	7,369	74.4	6	17	67	208	1	2	7	1st

Adam Sumrall - South Bend, Ind. (Marian)

Year	Total Tournaments	Total Rounds	Total Strokes	Stroke Average	Even Par Rounds	Under Par Rounds	Best 18	Best 54	Top 5	Top 10	Top 20	Best Finish
2009-10	6	18	1,362	75.7	2	1	71	219	1	1	2	5th
2010-11	4	12	896	74.7	1	1	69	212	0	1	1	10th
2011-12	6	17	1,248	73.4	4	3	69	214	0	0	4	T-14th
2012-13	11	30	2,176	72.5	4	6	67	208	3	4	7	1st
Career	27	77	5,682	73.8	11	11	67	208	4	6	14	1st

Julian Suri - St. Augustine, Fla. (Bartram Trail)

Year	Total Tournaments	Total Rounds	Total Strokes	Stroke Average	Even Par Rounds	Under Par Rounds	Best 18	Best 54	Top 5	Top 10	Top 20	Best Finish
2009-10	13	39	2,870	73.6	4	9	68	211	1	3	7	T-2nd
2010-11	9	27	1,966	72.8	2	10	68	209	2	4	5	T-3rd
2011-12	11	33	2,352	71.3	3	16	65	202	5	6	8	1st
2012-13	12	34	2,492	73.3	1	12	66	209	2	5	7	T-1st
Career	45	133	9,680	72.8	10	47	65	202	10	18	27	1st

Paul Tucker - Pageland, S.C. (Central)

Year	Total Tournaments	Total Rounds	Total Strokes	Stroke Average	Even Par Rounds	Under Par Rounds	Best 18	Best 54	Top 5	Top 10	Top 20	Best Finish
1997-98	8	22	1,648	74.9	3	2	69	213	0	2	3	T-9th
1998-99	11	32	2,417	75.5	1	2	69	217	0	0	1	T-17th
1999-00	12	34	2,538	74.6	3	3	69	215	1	1	3	T-3rd
2000-01	13	38	2,830	74.5	4	3	70	218	0	0	3	T-13th
Career	43	126	9,433	74.9	11	10	69	213	1	3	10	T-3rd

Noel Volpe - New York, N.Y. (Hotchkiss School)

Year	Total Tournaments	Total Rounds	Total Strokes	Stroke Average	Even Par Rounds	Under Par Rounds	Best 18	Best 54	Top 5	Top 10	Top 20	Best Finish
1991-92	1	2	162	81.0	0	0	79	-	0	0	0	T-98th
Career	1	2	162	81.0	0	0	79	-	0	0	0	T-98th

Steve Welsh

Year	Total Tournaments	Total Rounds	Total Strokes	Stroke Average	Even Par Rounds	Under Par Rounds	Best 18	Best 54	Top 5	Top 10	Top 20	Best Finish
1987-88	5	14	1,107	79.1	0	0	74	227	0	0	0	-
1988-89	7	19	1,465	77.1	0	0	73	226	0	0	1	T-18th
Career	12	33	2,572	77.9	0	0	73	226	0	0	1	T-18th

Jason Widener - Greensboro, N.C. (Northwestern Guilford)

Year	Total Tournaments	Total Rounds	Total Strokes	Stroke Average	Even Par Rounds	Under Par Rounds	Best 18	Best 54	Top 5	Top 10	Top 20	Best Finish
1989-90	13	40	2,924	73.1	2	9	66	210	4	7	10	1st
1990-91	13	35	2,584	73.8	2	8	68	215	3	5	6	T-4th
1991-92	10	29	2,153	74.2	3	4	69	217	2	2	6	4th
1992-93	13	36	2,654	73.7	4	8	66	211	3	4	5	2nd
Career	49	140	10,315	73.7	11	29	66	210	12	18	27	1st

Ryan Willingham - Raleigh, N.C. (Enloe)

Year	Total Tournaments	Total Rounds	Total Strokes	Stroke Average	Even Par Rounds	Under Par Rounds	Best 18	Best 54	Top 5	Top 10	Top 20	Best Finish
2000-01	2	4	326	81.5	0	0	78	-	0	0	1	T-16th
2001-02	3	6	462	77.0	0	0	73	-	1	1	2	T-5th
Career	5	10	788	78.8	0	0	73	-	1	1	3	T-5th

Alex Wilson - Miami, Fla. (Gulliver Prep)

Year	Total Tournaments	Total Rounds	Total Strokes	Stroke Average	Even Par Rounds	Under Par Rounds	Best 18	Best 54	Top 5	Top 10	Top 20	Best Finish
2002-03	8	24	1,797	74.9	0	4	68	214	0	0	0	T-23rd
2003-04	8	24	1,787	74.5	6	2	68	210	1	1	1	T-3rd
2004-05	3	9	701	77.8	0	0	75	231	0	0	0	T-55th
2005-06	4	11	813	73.9	1	1	71	219	0	0	1	T-19th
Career	23	68	5,098	75.3	7	7	68	210	1	1	2	T-3rd

Statistics incomplete prior to the 1987-88 season

2015-16 DUKE MEN'S GOLF

MEDIA GUIDE

A
 John Abernethy 1962-63
 Frank Aiken III 1946
 Charles Alexander 1940-41
 Stewart Alexander 1938-40
 Todd Anderson 1982-85
 Spencer Anderson 2009-12

B
 Al Bain 1979
 Robert Barrett 1971-74
 Richard Bassett 1962-63
 Thomas Baxter 1964
 Rob Beasley 2002-04
 Williard Beeson 1956-57
 George Benson 1967
 John Benson 1957-59
 Guy Berner 1939-40
 Erik Bertrand 1995-97
 Frank Beuccqua 1928
Andrew Bieber 2014-15
 John Birmingham 1959-61
 Alan Birney 1991-93
 William Black 1983, 85-86
 Brent Blackwelder 1964
 Ryan Blaum 2003-06
 Charles Bolling 1977-79, 1981
 Dennis Bolster 1953-55
 Daniel Brawley 1994-96
 James Breed, Jr. 1960
 James Brewer 1949
 Robert Brownell 1939, 1941
 Benjamin Brundred 1972
 James Bruyette 1977
 Paul Bryan 1977, 1979, 1981
 W.P. Budd, Jr. 1934
 Jason Buha 1994-97
 Sam Buie 1930
 Mark Burden 1976-77, 1979

C
 Christopher Cain 1988-91
 June Caldwell 1931-33
 Jim Cangiano 1995
 Robert Caprera 1973-76
 Henry Cashin, III 1969-70
 Mike Castleforte 2002-04
 Bobby Castor 2002, 2004
 John Cawley, Jr. 1964
 Frank Chapman 1942
 Robert Chapman 1956
 Mark Chatelain 1998-99
 Mike Christensen 1997-2000
 Brad Clark 2002-03
 Henry Clark 1951-53
 Austin Cody 2011-14
 T.J. Cooper 1997-98
 Thomas Cosgrove 1963
 Darrell Crall 1987-89
 John Cree 1937-39
 Aaron Crewse 1991-94
 John Cullenn, III 1960-61

D
 Thomas Danluck 1964-66
 Leslie Davies 1961
 Bruce Davis 1946-47
 Kenneth Davis 1950
 Chris Dauk 1995
 Edward DeBaufre 1959
 Donald Detweiler 1972
 William Deupree 1936-38
 Jack DeWitt, Jr. 1941-42
 James Dickey 2004, 2007
 George Dillon, Jr. 1968-70
 Richard Dion 1960-62
 William Doig 1946
 Jim Donnelly 2000
 John Doser 1960-61

E
 Jeff Edelman 2007-08
 John Eisinger 1952-54
 Kyle Elfers 1997-99
 Harry Esbenshade, III 1975
 Fredrick Ewald 1964-66

F
 Martin Falk 1967
 Robert Fields 1973
 Michael Forgash 1977-79
 Richard Foster 1951
 Robert Franklin 1962
 David French 2003-04
 John French 1968
 David Friedman 1953

G
 Frank Garrett 1942, 1947
 Thomas Garrett 1965
 Andrew Giuliani 2007
 Charles Glaglu 1936-37
 Bailey Glenn 1947-50
 Aurthur Goat 1939
 Jeff Goettman 1978-80, 1982
 Robert Goldman 1968
 William Goldthorp 1942
 Tim Gornik 2010-13
Max Greyserman 2014-15
 Jake Grodzinsky 2004-07
 Russell Guy 1976

H
 Bob Hackett 1954-55
 Thomas Hackett 1964-66
 Jefferey Hall 1973-74
 Frank Hanes 1949-50
 Herold Hansen-Pruss 1953-55
 Paul Hardin 1951
 Justin Hare 2007-08
 Bill Hay 1931
 E.C. Hester 1928
 Dan Hill, III 1964-66
 Todd Hill 1996
 Paul Hindsley 1978-81
 William Hinkle 1957-58
 Thorny Hoelle 1969, 1971
 Robert Hoff 1975
 Richard Hood 1953-54
 Frank Hooker, Jr. 1952
 Dan Horton, Jr. 1929
 Seth Huffstetler 1999
 Tom Hurley 1990-93

I
 Rod Ingold 1968-69
 David Ingram 1982-85

J
 W.H. Jennings 1928-30
 Bradley Jones 1990
 Walter Justin 1935

K
 John Karcher 1987-90
 Leonard Kellerman 1979-81
 Bruce Kennerson 1988-91
 Keith Kepley 1985-87
 Lenoir Kessler, Jr. 1973-76
 Brian Kim 2007-08
 Arthur King 1956-57
 Clark Klaasen 2006-09
 Justin Klein 1993, 1994, 1996
 Matt Krauss 1999-2002

L
 Brandon LaCroix 2001-02
 James Lambeth, Jr. 1936
 John Lanning, Jr. 1957
 Tom Lape 1983-86
 Tom Lefebvre 2003-05

Emmit Lewis 1963-64
 David Lind 1969-71
 Robert Lindinger 1959
 Adam Long 2007-10
 Michael Lopuszynski 1984-87
 David Love 1991-94
 Douglas Luce 1984-87
 Geroge Lyles 1940
 Joseph Lynch 1980

M
 William Mallon 1970-73
 Buddy Martin 1980, 1982
 John Martin 1963
 Robert Martin 1967, 1969
 Howard Mason 1938
 Jon Massey 1988
Alexander Matlari 2014-15
 Yaroslav Merkulov 2011-14
 Fred McCanless 1932
 Theodore McKenzie 1959-61
 Louis McLennan 1948-51
 James McNair 1947-48
 Gary Meyer 1977
 John Morris 1937
 David Millar 1966
 Garfield Miller 1937-39
 Tim Mittlehauser 1980-81
 Mike Muehr 1991-94
 Bryce Mueller 2005-08
 Skip Murphy 2007-08
 Timothy Murray 1972

N
 Gordon Nazor 1947
 Chris Newman 1977-80
 Gregory Nizich 1980
 DeWitt Nunn 1942

O
 Peter O'Brien 1989
 William O'Donnell, III 1965-67
 Leif Olson 2000-03
 Joe Ogilvie 1994-96
 Jerry Owens 1978

P
 Brinson Paolini 2010-13
 David Patterson 1988-91
 Hugh Patterson 1957-58
 Roger Peacock 1932-33
 Cliff Perry 1934-36
 Cliff Perry, Jr. 1964-65
 Tom Perry 1938, 1940
 Glenn Phillips 1964-65
 J.W. Pickens III 1988
 Matthew Pierce 2008-09
 T.D. Pimper 1935
 Chance Pipitone 2008
 Henry Poe 1936
 Grover Poole 1941-42
 James Pollock 1950-52
 Pete Poor 1953-54
 Steve Potter 1976, 1978
 Joe Powell 1934-35
 Harlan Prater IV 1984

Q
 Michael Quagliano 2005-09

R
 Wilson Rander 1929-31
 William Rankin 1946
 Tony Reed 1949-50
 Douglas Reintgen 1974-75
 John Reynolds 1987-89
 Michael Ricaurte 2012-15
 Richard Riddle 1983-84
 Richard Risley 1956-57
 Wes Roach 2008-11
 John Rodney 1974-76

Arthur Rouse, Jr. 1937
 Robert Ruffini 1955-56
 Henry Russal 1939-40
 Charles Ryan 1974
 John Ryan, Jr. 1981-82

S
 John Saalfeld 1962-63
 Michael Schachner 2005-08
 Dennis Satyshur 1971-72
 John Sauter 1988
 Chris Schmid 1995-98
 Eric Schultz 2007-08
 Richard Semple, III 1968-70
 Raleigh Shoemaker 1994, 1995
Jake Shuman 2015
 Dick Siderow 1957-59
Ben Silverman 2015
 George Smith, Jr. 1961-62
 Lucius Smith 1946
 Nathan Smith 2003-06
 Mads Soegaard 2013
 Paul Solomon 1993
 Turner Southey-Gordon 2012-15
 Michael Souchak 1948, 1950-52
 Paul Spadafora 1977
 Earl Sronce III 1960, 1962
 Robert Stanger, Jr. 1979-81
 Brian Stefanowicz 1985-86
 Earl Stokes 1932
 Bayard Storm 1933-35
 Jack Stratton 1948-50
 Kevin Streelman 1998, 2000-01
 Roy Strickland 1968
 Robert Stuart 1968
 Jake Sullivan 1933-34
 Adam Sumrall 2010-13
 Julian Suri 2010-13

T
 J.C. Taggart 1930
 Chuck Taylor 1981-85
 Joe Taylor 1939
 Scott Teller 1976-77
 George Thomas 1958
 Terry Thomas 1955-56
 Clinton Toms 1955, 1958
 George Toms 1951-52
 Paul Tucker 1998-2001
 Lynn Tuttle 1963

V
 Bruce Vor Broker 1974

W
 Art Wall 1947-49
 Fletcher Wall 1947-48
 Gregory Wall 1970-71
 Henry Walters, Jr. 1969-72
 Stephen Welsh 1988-90
 Kenneth Whalley 1982-83
 Doug Whitaker 1978-80
 Thomas White 1975
 Jason Widener 1990-93
 Dave Wikel 1973
 Ryan Willingham 2003
 Alex Wilson 2003-04, 2006
 Carl Wolter 1964
 Ray Womack 1973-75
Adam Wood 2015
 John Wylie 1966-68

Y
Motin Yeung 2013-15
 Henry Young IV 1966-68
 Kenneth Younger III 1982-85

Z
 Robert Zimmerman 1958-60

current golfers in **bold**

LETTERWINNERS

MEDIA GUIDE

2015-16 DUKE MEN'S GOLF

1928		Head Coach: Marshall Crichton
Date	Opponent	Result
	vs. North Carolina	T, 9-9
	vs. Wake Forest	W, 11-3
	vs. Washington & Lee	L, 16-2
	vs. Davidson	L, 10-8
	vs. North Carolina	L, 16-2
	vs. Georgia	L, 16-2

1929		Head Coach: Marshall Crichton
Date	Opponent	Result
	vs. Georgia Tech	L, 13-5
	vs. Georgia	L, 15-3
	vs. Carolina	W, 9 1/2-8 1/2
	vs. Davidson	L, 9 1/2-8 1/2
	vs. W. & L.	W, 12-6
	vs. NC State	W, 16 1/2-11 1/2
	vs. NC State	W, 12-6
	vs. Carolina	W, 11-7

1930		Head Coach: Bill Jennings (Acting Coach)
Date	Opponent	Result
	vs. William & Mary	L, 9 1/2-8 1/2
	vs. Carolina	L, 14 1/2-3 1/2
	vs. Virginia	L, 14-4
	vs. William & Mary	L, 9 1/2-8 1/2
	vs. Carolina	W, 9 1/2-8 1/2
	vs. NC State	L, 10-8
	vs. NC State	W, 12 1/2-5 1/2
	vs. Davidson	W, 12 1/2-5 1/2

1931		
Date	Opponent	Result
	vs. W. & L.	W, 9 1/2-8 1/2
	vs. Carolina	T, 9-9
	vs. Georgia Tech	W, 12-6
	vs. Davidson	L, 10 1/2-7 1/2
	vs. Carolina	L, 14-4
	vs. Virginia	W, 15-3
	vs. Med. College of Virginia	W, 16-2
	vs. William & Mary	L, 5-1

1932		
Date	Opponent	Result
M. 19	vs. William & Mary	W, 18-0
M. 26	vs. W. & L.	W, 15 1/2-2 1/2
M. 28	vs. Boston College	W, 18-0
A. 5	vs. Carolina	L, 9 1/2-8 1/2
A. 9	vs. NC State	W, 15 1/2-2 1/2
A. 21	vs. Davidson	W, 13-5
A. 27	vs. Carolina	W, 14-4

1933		Head Coach: Ellis Hagler
Date	Opponent	Result
	vs. Rollins	W, 16-2
	vs. W. & L.	W, 15 1/2-2 1/2
	vs. Carolina	W, 12-6
	vs. W. & L.	W, 14-4
	vs. Richmond	L, 11 1/2-6 1/2
	vs. William & Mary	W, 11-7
	vs. Davidson	W, 11 1/2-6 1/2
	vs. Carolina	W, 13-5

1934		Head Coach: Ellis Hagler
Date	Opponent	Result
	vs. NC State	W, 9 1/2-8 1/2
	vs. Carolina	L, 10-8
	vs. Washington & Lee	W, 14-4
	vs. NC State	T, 9-9
	vs. Davidson	W, 15 1/2-2 1/2
	vs. Davidson	W, 14-4
	vs. Washington & Lee	L, 11-7
	vs. Washington & Lee	L, 11-7

1935		Head Coach: Ellis Hagler
Date	Opponent	Result
	vs. Furman	W, 10 1/2-7 1/2
	vs. Georgia Tech	L, 10 1/2-7 1/2
	vs. Emory	W, 14 1/2-3 1/2
	vs. Georgia	W, 15 1/2-2 1/2
	vs. Florida	W, 13 1/2-4 1/2
	vs. NC State	W, 17 1/2-1/2
	vs. Georgia State	T, 9-9
	vs. Carolina	L, 10-8
	vs. Furman	W, 11 1/2-6 1/2
	vs. NC State	W, 16-1 1/2
	vs. Carolina	W, 10 1/2-7 1/2
	State Meet (Hope Valley)	1st
	Conference Meet (Sedgefield)	1st

1936		Head Coach: Ellis Hagler
Date	Opponent	Result
	vs. Furman	T, 9-9
	vs. Georgia Tech	W, 13-5
	vs. Emory	W, 12-6
	vs. Georgia	W, 13-5
	vs. NC State	W, 15-3
	vs. Furman	W, 12-6
	vs. Georgia	W, 11 1/2-6 1/2
	vs. Carolina	W, 15 1/2-2 1/2
	vs. NC State	W, 15 1/2-2 1/2
	vs. Washington & Lee	W, 11-7
	vs. Carolina	W, 15 1/2-2 1/2
	State Meet	1st
	Southern Intercollegiate Meet	4th
	Conference Meet	1st

1937		Head Coach: Ellis Hagler
Date	Opponent	Result
	vs. Furman	W, 12 1/2-5 1/2
	vs. Furman	W, 15-3
	vs. Georgia	L, 11 1/2-6 1/2
	vs. Emory	W, 15 1/2-2 1/2
	vs. NC State	W, 12-6
	vs. LSU	W, 13-5
	vs. Washington & Lee	W, 17 1/2-1/2
	vs. NC State	W, 15-3
	vs. Carolina	L, 10-8
	State Meet (Sedgefield)	1st
	Southern Intercollegiate Meet	4th
	Southern Conference Meet	1st

1938		Head Coach: Ellis Hagler
Date	Opponent	Result
	vs. Furman	W, 16-2
	vs. Georgia	W, 21 1/2-5 1/2
	vs. South Carolina	W, 14-4
	vs. The Citadel	W, 10 1/2-7 1/2
	vs. Wake Forest	W, 15-3
	vs. Pennsylvania	W, 19 1/2-7 1/2
	vs. LSU	W, 10 1/2-7 1/2
	vs. NC State	W, 14-4
	vs. Carolina	W, 12-6
	vs. The Citadel	W, 13-5
	vs. Washington & Lee	W, 16 1/2-4 1/2
	State Intercollegiate	1st
	Southern Intercollegiate	2nd
	Southern Conference	1st

2015-16 DUKE MEN'S GOLF

MEDIA GUIDE

1939		Head Coach: Ellis Hagler
Date	Opponent	Result
	vs. Dartmouth	W, 25-2
	vs. Georgia Tech	W, 13 1/2-4 1/2
	vs. LSU	W, 18 1/2-8 1/2
	vs. Carolina	W, 14 1/2-3 1/2
	vs. Wake Forest	W, 15 1/2-2 1/2
	vs. Georgetown	W, 6-3
	vs. Princeton	W, 5-4
	vs. Pennsylvania	W, 8 1/2-1/2
	vs. Temple	W, 9-0
	vs. Swarthmore	W, 6-3
	vs. Washinton & Lee	W, 16-2
	State Intercollegiate	1st
	Southern Intercollegiate	1st
	Southern Conference	1st
	National Intercollegiate	T-4th

1940		Head Coach: Ellis Hagler
Date	Opponent	Result
	vs. Pennsylvania	W, 26-1
	vs. LSU	L, 17 1/2-9 1/2
	vs. Davidson	W, 11 1/2-6 1/2
	vs. Carolina	W, 10 1/2-7 1/2
	vs. Georgia	W, 12 1/2-5 1/2
	vs. Georgetown	W, 6-3
	vs. Pennsylvania	W, 6-1
	vs. Pine Valley Club	W, 10-8
	vs. Army	W, 5 1/2-3 1/2
	vs. Washington & Lee	W, 10 1/2-7 1/2
	Southern Intercollegiate	2nd
	Southern Conference	1st
	National Intercollegiate	4th

1941		
Date	Opponent	Result
	vs. Timuquana Club	W, 18-9
	vs. Florida	W, 21-6
	vs. Rollins	W, 26-1
	vs. Ponte Vedra Club	L, 16-11
	vs. VPI	W, 25-2
	vs. LSU	W, 9 1/2-8 1/2
	vs. Pennsylvania	W, 15 1/2-5 1/2
	vs. Fordham	W, 27-0
	vs. Wake Forest	W, 17-1
	vs. Carolina	W, 15 1/2-11 1/2
	vs. Washington & Lee	W, 11 1/2-6 1/2
	Southern Intercollegiate	3rd
	Southern Conference	1st
	National Intercollegiate	3rd

1942		Head Coach: Ellis Hagler
Date	Opponent	Result
	vs. Georgetown	W, 22-5
	vs. Pennsylvania	W, 24-3
	vs. Carolina	W, 16-11
	vs. Carolina	W, 21-6
	vs. Davidson	W, 11-7
	vs. Washington & Lee	T, 9-9
	Southern Intercollegiate	2nd
	Southern Conference	1st
	National Intercollegiate	NTS

1946		
Date	Opponent	Result
	vs. Wake Forest	W, 26-1
	vs. South Carolina	W, 15 1/2-2 1/2
	vs. Wake Forest	W, 25 1/2-1 1/2
	vs. NC State	W, 22-5
	vs. NC State	L, 17-10
	vs. Carolina	W, 17-10
	vs. Carolina	W, 16 1/2-10 1/2

1947		Head Coach: Ellis Hagler
Date	Opponent	Result
	vs. Virginia Tech	W, 21-6
	vs. Michigan	W, 18-9
	vs. Wake Forest	W, 17 1/2-9 1/2
	vs. NC State	W, 25 1/2-1 1/2
	vs. Pennsylvania	W, 7-2
	vs. Navy	W, 5 1/2-3 1/2
	vs. Carolina	W, 18 1/2-8 1/2
	Southern Intercollegiate	1st
	Southern Conference	2nd
	National Intercollegiate	2nd

1948		Head Coach: Ellis Hagler
Date	Opponent	Result
	vs. Timuquana Country Club	W, 23-4
	vs. Florida	W, 20 1/2-6 1/2
	vs. Rollins	W, 24 1/2-2 1/2
	vs. Ponte Vedra Country Club	W, 18 1/2-8 1/2
	vs. Williams	W, 25-2
	vs. Michigan	W, 21-6
	vs. NC State	L, 14 1/2-12 1/2
	vs. Navy	W, 7-2
	vs. Pennsylvania	W, 9-0
	vs. Maryland	W, 9-0
	vs. NC State	W, 19 1/2-7 1/2
	vs. Wake Forest	L, 15-12
	vs. Carolina	W, 25-2
	Southern Intercollegiate	2nd
	Southern Conference	1st
	National Collegiate	4th

1949		Head Coach: Ellis Hagler
Date	Opponent	Result
	vs. Michigan	W, 14 1/2-12 1/2
	vs. Purdue	L, 15-12
	vs. Ohio	W, 23-4
	vs. Pennsylvania	W, 5 1/2-1 1/2
	vs. Navy	L, 4-3
	vs. NC State	L, 15-12
	vs. Wake Forest	L, 18-9
	vs. Carolina	W, 22-5
	vs. Maryland	W, 21 1/2-5 1/2
	Southern Intercollegiate	2nd
	Southern Conference	1st

1950		Head Coach: Ellis Hagler
Date	Opponent	Result
	vs. The Citadel	W, 18 1/2-2 1/2
	vs. Rollins	L, 17 1/2-1/2
	vs. Florida	W, 15 1/2-11 1/2
	vs. Timuquana Country Club	L, 20 1/2-9 1/2
	vs. Harvard	W, 30-0
	vs. Williams	L, 18 1/2-11 1/2
	vs. Navy	W, 23-7
	vs. Michigan	W, 23 1/2-6 1/2
	vs. NC State	W, 25-5
	vs. Davidson	W, 23 1/2-3 1/2
	vs. Wake Forest	L, 16-11
	vs. Carolina	W, 20-7
	Southern Intercollegiate	6th
	Southern Conference	3rd

MEDIA GUIDE

2015-16 DUKE MEN'S GOLF

1951		Head Coach: Ellis Hagler	
Date	Opponent	Date	Result
M. 26	vs. Georgia Tech	W, 18 1/2-8 1/2	
M. 27	vs. Georgia	W, 17-10	
M. 29	vs. Clemson	W, 18-9	
M. 31	vs. Davidson	W, 19 1/2-7 1/2	
A. 5	vs. Williams	W, 25-2	
A. 12	vs. NC State	W, 26-1	
A. 13	vs. Michigan	W, 23-4	
A. 17	vs. William & Mary	W, 27-3	
A. 18	vs. Richmond	W, 25 1/2-1 1/2	
A. 19	vs. Maryland	W, 27 1/2-2 1/2	
A. 20	vs. George Washington	W, 26-1	
A. 24	vs. Wake Forest	W, 25 1/2-1 1/2	
A. 27	vs. Davidson	W, 18 1/2-8 1/2	
M. 3	vs. Carolina	W, 14 1/2-12 1/2	
M. 8	vs. Carolina	L, 14-13	
M. 11-12	Southern Conference	1st	

1952		Head Coach: Ellis Hagler	
Date	Opponent	Date	Result
M. 22	vs. South Carolina	W, 18-9	
M. 24	vs. The Citadel	W, 17 1/2-9 1/2	
M. 26	vs. Rollins	W, 16 1/2-10 1/2	
M. 27	vs. Florida	T, 13 1/2-13 1/2	
M. 28	vs. Florida	L, 17 1/2-9 1/2	
A. 3	vs. Williams	W, 32 1/2-3 1/2	
A. 4	vs. Harvard	W, 26 1/2-1/2	
A. 8	vs. Virginia	W, 24-3	
A. 10	vs. Michigan	W, 22.5-7 1/2	
A. 12	vs. Navy	W, 6-1	
A. 14	vs. Kentucky	W, 21 1/2-5 1/2	
A. 15	vs. Ohio University	W, 28 1/2-1 1/2	
A. 22	vs. NC State	W, 15 1/2-11 1/2	
A. 25	vs. The Citadel	W, 18 1/2-8 1/2	
M. 6	vs. Wake Forest	W, 21-6	
M. 9	vs. Carolina	L, 14 1/2-12 1/2	
M. 14	vs. Carolina	L, 20-7	
M. 16-17	Southern Conference	5th	

1953		Head Coach: Ellis Hagler	
Date	Opponent	Date	Result
M. 24	vs. South Carolina	W, 17 1/2-9 1/2	
M. 26	vs. Georgia	W, 13 1/2-4 1/2	
	vs. The Citadel	W, 14 1/2-3 1/2	
M. 28	vs. Davidson	W, 19 1/2-7 1/2	
A. 2	vs. Ohio University	W, 25-2	
A. 3	vs. Florida	T, 9-9	
	vs. Williams	W, 16-2	
A. 6	vs. South Carolina	W, 25-2	
A. 10	vs. Michigan	W, 16-11	
A. 21	vs. NC State	W, 22 1/2-4 1/2	
A. 30-M. 2	Southern Intercollegiates	led team entries	
M. 5	vs. Wake Forest	W, 18-9	
M. 11	vs. Carolina	W, 14-13	
M. 15-16	South Conference	2nd	

1954		Head Coach: Ellis Hagler	
Date	Opponent	Date	Result
M. 29	vs. South Carolina	W, 18 1/2-8 1/2	
M. 30	vs. Columbia Country Club	W, 25-11	
A. 1	vs. Clemson College	W, 23 1/2-3 1/2	
A. 2	vs. Charlotte Country Club	W, 19-17	
A. 8	vs. Michigan	W, 22 1/2-4 1/2	
A. 10	vs. U.S. Naval Academy	W, 26-1	
A. 15	vs. Ohio University	W, 18-9	
A. 16	vs. Maryland	W, 19-8	
A. 22	vs. Wake Forest	W, 21-6	
M. 5	vs. NC State	W, 22 1/2-4 1/2	
M. 10	vs. Carolina	L, 20 1/2-6 1/2	
M. 14-15	Atlantic Coast Conference	1st	

1955		Head Coach: Ellis Hagler	
Date	Opponent	Date	Result
M. 28	vs. South Carolina	W, 21 1/2-5 1/2	
M. 30	vs. Clemson	W, 22-5	
M. 31	vs. Georgia	L, 19 1/2-7 1/2	
A. 7	vs. Virginia	T, 13 1/2-13 1/2	
A. 9	vs. Ohio University	W, 24 1/2-2 1/2	
A. 18	vs. NC State	W, 20 1/2-6 1/2	
A. 22	vs. Wake Forest	L, 15 1/2-11 1/2	
A. 29	vs. Maryland	W, 15-12	
A. 30	vs. U.S. Naval Academy	L, 4-3	
M. 5-7	Southern Intercollegiates	8th	
M. 10	vs. Carolina	L, 14 1/2-12 1/2	
M. 13-14	ACC Tournament	5th	

1956		Head Coach: Ellis Hagler	
Date	Opponent	Date	Result
M. 26	vs. South Carolina	W, 14 1/2-12 1/2	
M. 27	vs. Fort Jackson	L, 15-12	
M. 28	vs. Clemson	L, 14-13	
M. 29	vs. Furman	L, 18-9	
A. 3	vs. Wake Forest	L, 16 1/2-10 1/2	
A. 5	vs. Michigan	W, 17-13	
A. 12	vs. Maryland	W, 23-4	
A. 16	vs. Virginia	L, 15-12	
A. 26	vs. NC State	L, 16-11	
M. 1	vs. Carolina	L, 15-12	
M. 5	vs. Navy	W, 14-13	
M. 10-11	ACC Tournament	3rd	

1957		Head Coach: Ellis Hagler	
Date	Opponent	Date	Result
M. 25	vs. Fort Jackson	L, 23 1/2-13 1/2	
M. 26	vs. South Carolina	W, 17-10	
M. 28	vs. Clemson	W, 16-11	
M. 29	vs. Davidson	W, 16 1/2-10 1/2	
A. 5	vs. Wake Forest	L, 15-12	
A. 8	vs. Virginia	L, 15-12	
A. 12	vs. Michigan	W, 16-14	
A. 16	vs. Davidson	W, 27-9	
A. 19	vs. Ohio	W, 21 1/2-5 1/2	
A. 22	vs. Maryland	W, 17-10	
A. 26	vs. Wake Forest	L, 23 1/2-3 1/2	
A. 30	vs. NC State	W, 22 1/2-7 1/2	
M. 7	vs. Carolina	L, 18 1/2-8 1/2	
M. 10-11	ACC Meet	4th	

1958		Head Coach: Ellis Hagler	
Date	Opponent	Date	Result
M. 24	vs. South Carolina	W, 19-8	
M. 25	vs. Savannah Country Club	W, 19 1/2-16 1/2	
M. 26	vs. Timuquana Country Club	W, 20 1/2-15 1/2	
M. 28	vs. Riviera Country Club	W, 29-7	
A. 2	vs. Wake Forest	W, 18-9	
A. 4	vs. Ohio	W, 18-12 #	
A. 7	vs. Indiana	W, 32-4	
A. 10	vs. Michigan	wet course	
A. 11	vs. Clemson	W, 20-7	
A. 14	vs. Wake Forest	W, 16 1/2-10 1/2	
A. 17	vs. Davidson	W, 22-5	
A. 21	vs. Virginia	L, 15 1/2-14 1/2	
A. 25	vs. Maryland	W, 22-5	
M. 1	vs. North Carolina	rain	
M. 5	vs. NC State	W, 26 1/2-1/2	
M. 9-10	ACC Tournament	4th	

- denotes first intercollegiate match played on Duke course

2015-16 DUKE MEN'S GOLF

MEDIA GUIDE

1959			Head Coach: Ellis Hagler	1963			Head Coach: Ellis Hagler
Date	Opponent	Result		Date	Opponent	Result	
M. 26	vs. Ohio	W, 22-8		M. 15	First of 3 stroke play matches	2nd	
M. 28	vs. Fort Jackson	W, 30 1/2-5 1/2		M. 22	vs. South Carolina	T, 9-9	
M. 30	vs. Savannah Country Club	L, 24 1/2-11 1/2		M. 23	vs. Clemson	W, 16-5	
M. 31	vs. Sea Island Country Club	W, 27 1/2-8 1/2		M. 25	vs. Furman	W, 19-2	
A. 1	vs. Timuquana Country Club	L, 19 1/2-16 1/2		M. 27	vs. Georgia	L, 31-5	
A. 2	vs. San Jose Country Club	W, 28-8		M. 28	vs. Georgia State	W, 17-4	
A. 4	vs. South Carolina	W, 19 1/2-7 1/2		M. 29	vs. Georgia Tech	L, 13-8	
A. 7	vs. Princeton	W, 16 1/2-10 1/2		M. 29	vs. Florida	L, 14-7	
A. 16	vs. Wake Forest	T, 10 1/2-10 1/2		A. 2	vs. Ohio University	W, 21-9	
A. 21	vs. Virginia	W, 21 1/2-5 1/2		A. 17	Second of 3 stroke play matches	T-2nd	
A. 23	vs. NC State	W, 20-5		A. 19	vs. Wake Forest	L, 17-4	
A. 24	vs. Carolina	W, 19-8		A. 26	Final of 3 stroke play matches	3rd	
A. 27	vs. Maryland	W, 19 1/2-10 1/2		A. 30	vs. Maryland	L, 11-10	
A. 28	vs. Navy	W, 6-1		M. 1	vs. Navy	L, 4-3	
M. 8-9	ACC Tournament	1st		M. 6	vs. Carolina	T, 10 1/2-10 1/2	
				M. 7	vs. NC State	W, 13-8	
				M. 10-11	ACC Tournament	3rd	
1960			Head Coach: Ellis Hagler	1964			Head Coach: Ellis Hagler
Date	Opponent	Result		Date	Opponent	Result	
M. 26	vs. South Carolina	W, 25-5		M. 16	First of 3 stroke play matches	2nd	
M. 28	vs. Savannah Country Club	W, 18 1/2-17 1/2		M. 30	vs. Georgia	L, 26 1/2-9 1/2	
M. 29	vs. Sea Island Country Club	W, 30-6		M. 31	vs. Georgia Tech	W, 11 1/2-9 1/2	
M. 31	vs. Timuquana Country Club	W, 21-15		A. 2	vs. South Carolina	W, 12-9	
A. 1	vs. San Jose Country Club	W, 27-9		A. 4	vs. Clemson	W, 12 1/2-11 1/2	
A. 12	vs. NC State	W, 28 1/2-11 1/2		A. 10	vs. NC State	W, 13 1/2-7 1/2	
A. 18	vs. Georgetown	W, 26-1		A. 17	Second of 3 stroke play matches	3rd	
A. 20	vs. Clemson	W, 26 1/2-1/2		A. 20	vs. Wake Forest	L, 11-10	
A. 22	vs. Carolina	L, 14-13		A. 24	vs. Maryland	W, 11 1/2, 9 1/2	
A. 30	vs. Navy	W, 32-4		A. 27	Final of 3 stroke play matches	2nd	
M. 2	vs. Virginia	W, 15 1/2-14 1/2		A. 29	vs. Virginia	W, 19 1/2-1 1/2	
M. 10	vs. Wake Forest	W, 21-6		M. 6	vs. Carolina	L, 18-9	
M. 13-14	ACC Tournament	2nd		M. 8-9	ACC Tournament	5th	
1961			Head Coach: Ellis Hagler	1965			Head Coach: Ellis Hagler
Date	Opponent	Result		Date	Opponent	Result	
M. 30-A. 1	Miami Invitational (Miami, Fla.)	2nd		M. 16	First of 3 stroke play matches	2nd	
A. 6	vs. Michigan	W, 21-9		M. 20	vs. The Citadel	W, 19 1/2-1 1/2	
A. 8	vs. South Carolina	W, 22-5		M. 22	vs. Clemson	W, 18 1/2-2 1/2	
A. 12	vs. NC State	W, 16-11		M. 25	vs. South Carolina	W, 13 1/2-7 1/2	
A. 18	vs. Wake Forest	W, 15-13		A. 9	Second of 3 stroke play matches	2nd	
A. 28	vs. Carolina	W, 18-9		A. 15	vs. Davidson	W, 18 1/2-2 1/2	
M. 4	vs. Virginia	W, 22 1/2-4 1/2		A. 20	vs. NC State	W, 11-10	
M. 10	vs. Navy	W, 6-1		A. 22	Final of 3 stroke play matches	1st	
M. 10	vs. Pittsburgh	W, 6-1		A. 26	vs. Wake Forest	L, 16 1/2-4	
M. 12-13	ACC Tournament	1st		A. 29	vs. Virginia	W, 16-5	
				A. 30	vs. Maryland	L, 14 1/2-6 1/2	
1962			Head Coach: Ellis Hagler	1966			Head Coach: Ellis Hagler
Date	Opponent	Result		Date	Opponent	Result	
M. 26	vs. Davidson	W, 28-2		M. 21	vs. Wake Forest	W, 11 1/2-9 1/2	
M. 28	vs. Georgia	L, 21-6		M. 24	vs. Dartmouth	W, 30-3	
M. 30	vs. Georgia Tech	L, 16-11		M. 31-A. 1	Florida Invitational		
M. 31	vs. Georgia State	W, 20-7		A. 4	vs. Virginia	W, 18 1/2-2 1/2	
A. 4	vs. Ohio University	W, 24 1/2-2 1/2		A. 11	vs. South Carolina	W, 11-10	
A. 9	vs. South Carolina	W, 14 1/2-12 1/2		A. 15	vs. Maryland	W, 21 1/2-5 1/2	
A. 14	vs. Navy	W, 26 1/2-3 1/2		A. 18	vs. NC State	W, 17-4	
A. 19	vs. Georgia	W, 16-11		A. 21	vs. Miami of Ohio	W, 11 1/2-6 1/2	
A. 20	vs. Maryland	W, 26 1/2-9 1/2		A. 29	vs. Clemson	W, 18 1/2-2 1/2	
A. 26	vs. Carolina	W, 15-12		M. 3	vs. Carolina	L, 15 1/2-5 1/2	
A. 27	vs. Clemson	W, 24 1/2-2 1/2		M. 6	vs. Davidson	W, 12-9	
M. 1	vs. NC State	W, 27 1/2-2 1/2		M. 16-17	ACC Tournament	1st	
M. 2	vs. Wake Forest	W, 20-7					
M. 4	vs. Virginia	W, 19-8					
M. 10-12	ACC Tournament	1st					
J. 18-23	NCAA Tournament	3rd					

MEDIA GUIDE

2015-16 DUKE MEN'S GOLF

1967 **Head Coach: Ellis Hagler**

Date	Opponent	Result
M. 20	vs. Wake Forest	L, 18 1/2-2 1/2
M. 22	vs. Clemson	W, 17-4
A. 1	Cape Coral Invitational	1st
A. 5	vs. Davidson	W, 14 1/2-6 1/2
A. 10	vs. NC State	L, 11-10
A. 18	vs. South Carolina	W, 13 1/2-7 1/2
A. 27	vs. High Point	W, 19-2
M. 1	vs. Maryland	L, 15-6
M. 2	vs. Virginia	W, 13-8
M. 9	vs. Carolina	W, 13 1/2-7 1/2
M. 12-13	ACC Meet	2nd

1968 **Head Coach: Ellis Hagler**

Date	Opponent	Result
M. 25	vs. Georgia State	W, 15 1/2-11 1/2
M. 26	vs. Georgia	L, 29-7
M. 28-30	Intercollegiate Tournament	4th
A. 5	vs. William & Mary	W, 20 1/2-3 1/2
A. 12	vs. Davidson	L, 16 1/2-4 1/2
A. 18	vs. NC State	W, 17-4
A. 22	vs. Clemson	L, 12 1/2-11 1/2
A. 23	vs. South Carolina	W, 14 1/2-9 1/2
A. 29	vs. Maryland	W, 13-11
M. 2	vs. Wake Forest	L, 13-8
M. 10	vs. Carolina	L, 15-12
M. 13-14	ACC Tournament	5th

1969 **Head Coach: Ellis Hagler**

Date	Opponent	Result
M. 22	vs. Furman	L, 11-10
M. 22	vs. Ohio University	W, 11-10
M. 24	vs. Georgia	L, 17-13
M. 25	vs. Georgia	L, 16 1/2-13 1/2
A. 3	vs. Davidson	W, 15-6
A. 3	vs. Wofford	W, 18-6
A. 4	vs. Davidson	W, 18 1/2-2 1/2
A. 14	vs. Virginia	W, 16-5
A. 14	vs. Clemson	L, 11 1/2-9 1/2
A. 21	vs. Wake Forest	L, 20-7
A. 24	vs. NC State	L, 14 1/2-9 1/2
A. 28	vs. South Carolina	T, 10 1/2-10 1/2
M. 1	vs. Maryland	L, 17-4
M. 6	vs. Carolina	W, 20 1/2-12 1/2
M. 9-10	ACC Championship	3rd

1970 **Head Coach: Ellis Hagler**

Date	Opponent	Result
M. 19-21	Palmetto Intercollegiate	9th
M. 23	vs. Clemson	W, 12 1/2-8 1/2
M. 23	vs. Furman	W, 15-6
M. 23	vs. Virginia Tech	W, 13-8
M. 25-27	Red Fox Invitational	4th
A. 7	vs. East Carolina	W, 18-6
A. 10	vs. South Carolina	L, 19-2
A. 13	vs. Davidson	W, 16-5
A. 21	vs. Wake Forest	L, 13-8
A. 26	vs. Maryland	L, 11-10
A. 27	vs. NC State	W, 14 1/2-6 1/2
A. 29	vs. Georgetown	W, 21-0
M. 5	vs. Carolina	L, 15 1/2-5 1/2
M. 8-9	ACC Championships	6th

1971 **Head Coach: Ellis Hagler**

Date	Opponent	Result
M. 22	vs. Bucknell	W, 16-8
M. 23	Big Four Tournament	4th
M. 30	vs. South Carolina	L, 16-5
A. 2-3	Major College Invitational	2nd
A. 6	vs. Davidson	W, 18 1/2-2 1/2
A. 6	vs. Illinois	W, 11 1/2-9 1/2
A. 9	Big Four Tournament	2nd
A. 12	vs. Washington & Lee	W, 18-0
A. 16-17	ACC Tournament	4th
A. 20	Big Four Tournament	1st
A. 28	vs. Virginia Tech	L, 12 1/2-8 1/2
A. 30	Big Four Tournament	3rd
M. 3	vs. Carolina	T, 10 1/2-10 1/2
M. 10-11	ACC Tournament	4th

1972 **Head Coach: Ellis Hagler**

Date	Opponent	Result
M. 18-19	Annual Collegiate Invitational	1st
M. 20	vs. East Carolina	W, 12-9
M. 21	Big Four Tournament	3rd
M. 31	Big Four Tournament	2nd
A. 10	Big Four Tournament	T-2nd
A. 14	Big Four Tournament	2nd
M. 23-25	Palmetto Invitational	9th
M. 28	vs. Carolina	T, 10.5-10 1/2
A. 5-7	Major College Classic	5th
A. 13	vs. Virginia Tech	W, 16 1/2-4 1/2
A. 13	vs. Davidson	W, 9 1/2-2 1/2
A. 17	ACC Tournament	3rd

1973 **Head Coach: Ellis Hagler**

Date	Opponent	Result
M. 9-11	Annual Collegiate Golf Tourney	6th
M. 16-18	Palmetto Invitational	3rd
M. 20	Big Four Tournament	2nd
M. 30	Big Four Tournament	3rd
A. 9	Big Four Tournament	2nd
A. 13	Big Four Tournament	3rd
M. 21-23	Red Fox Tourney	4th
M. 26	vs. Carolina	W, 17-9
M. 28	vs. East Carolina	L, 14 1/2-6 1/2
A. 2	vs. Davidson	L, 12-9
A. 15	ACC Tournament	5th
J. 18-23	*NCAA Golf Championships	

1973-74 **Head Coach: Rod Myers**

Date	Tournament	Result
S. 28-30	All-Dixie Intercollegiate	11th
O. 26-28	LSU Invitational	14th
M. 4-6	Pinehurst Intercollegiate	6th
M. 15-17	Palmetto Invitational	5th
M. 24-25	Iron Duke Classic	Blue, 3rd/White, 8th
A. 3-5	St. Andrews Invitational	5th
A. 8	Big Four Tournament	4th
A. 13	Big Four Tournament	3rd
A. 14	Big Four Tournament	4th
A. 15	Big Four Tournament	4th
A. 22-24	ACC Championships	6th
J. 18-22	*NCAA Golf Championships	

RESULTS

2015-16 DUKE MEN'S GOLF

MEDIA GUIDE

1974-75 Head Coach: Rod Myers

Date	Tournament	Result
N. 10-11	Duke Fall Invitational	2nd
F. 28	Big Four Tournament	3rd
M. 1	Big Four Tournament	4th
M. 2	Big Four Tournament	4th
M. 3	Big Four Tournament	4th
M. 10-12	Pinehurst Invitational	7th
M. 14-16	Palmetto Invitational	5th
M. 23-24	Iron Duke Invitational	White, 5th/Blue 10th
A. 3-5	Furman Invitational	8th
A. 17-19	ACC Championships	6th
J. 25-28	*NCAA Tournament	

1978-79 Head Coach: Rod Myers

Date	Tournament	Result
S. 29-O. 1	Foxfire College Golf Classic	2nd
S. 16	Big Three Tournament	3rd
S. 18	Big Three Tournament	3rd
S. 19	Big Three Tournament	3rd
S. 25	Methodist College Invitational	2nd
O. 3-4	Grandfather Mountain Invitational	2nd
O. 14-16	Duke Fall Invitational	Blue, 3rd/White, 6th
N. 2-3	Guilford College Invitational	1st
N. 17-19	Dixie Intercollegiate	3rd
F. 16-18	Gator Invitational	11th
M. 9-11	Palmetto Golf Tournament	7th
M. 13-15	Pinehurst Intercollegiate	10th
M. 17-19	Iron Duke Intercollegiate Golf Classic	1st/"B", 4th
M. 22-24	Furman Invitational	16th
M. 30-A. 1	Camp Lejeune Invitational	2nd
A. 17-19	ACC Championship	3rd
A. 27-29	Chris Schenkel Invitational	13th
M. 23-26	*NCAA Championships	

1975-1976 Head Coach: Rod Myers

Date	Tournament	Result
N. 2-3	Duke Fall Invitational	4th
M. 8-10	Pinehurst Invitational	12th
M. 12-14	Palmetto Invitational	13th
M. 21-22	Iron Duke Invitational	6th
M. 25-27	Furman Invitational	8th
A. 2	Big Four Tournament	4th
A. 3	Big Four Tournament	3rd
A. 4	Big Four Tournament	4th
A. 5	Big Four Tournament	4th
A. 15-17	ACC Championships	6th
M. 27-29	Southern Intercollegiate	

1979-80 Head Coach: Rod Myers

Date	Tournament	Result
O. 3-4	Grandfather Mountain Tourney	7th
O. 13-15	Duke Fall Invitational	1st
O. 26-27	Cypress Gardens Intercollegiate hosted by Fla. Southern	16th
N. 1-2	Guilford College Tourney ("B" Team)	2nd
F. 22-24	Gator Invitational	9th
M. 7-9	Palmetto Invitational	16th
M. 11-13	Pinehurst Intercollegiate	12th
M. 15-17	Iron Duke Classic ("A" & "B" Teams)	7th / 15th
M. 20-22	Furman Invitational	13th
M. 28-30	Camp Lejeune Invitational ("B" Team)	12th
A. 4-7	ACC Championships	7th
A. 25-27	Chris Schenkel Invitational	18th

1976-77 Head Coach: Rod Myers

Date	Tournament	Result
S. 23-26	Madison College Invitational	6th
O. 8-10	Dixie Intercollegiate	7th
N. 7-8	Duke Fall Invitational	6th
F. 17-19	Coastal Carolina Classic	7th
M. 7-9	Pinehurst Invitational	13th
M. 11-13	Palmetto Invitational	15th
M. 20-21	Iron Duke Invitational	7th
M. 24-26	Furman Invitational	23rd
A. 3	Big Four Tournament	4th
A. 4	Big Four Tournament	4th
A. 9	Big Four Tournament	4th
A. 10	Big Four Tournament	4th
A. 13-15	ACC Championship	6th

1980-81 Head Coach: Rod Myers

Date	Tournament	Result
S. 18-20	Yale Invitational	1st
O. 6-8	Grandfather Mountain Invitational	7th
O. 9-10	Campbell University Invitational	5th
O. 11-13	Duke Invitational	3rd
O. 19-21	Kings Mill Invitational	1st
O. 30-31	Guilford Invitational	3rd
F. 13-15	Gator Invitational	4th
M. 6-8	Palmetto Invitational	9th
M. 10-11	East Carolina Invitational	1st
M. 13-15	Iron Duke Classic	3rd
M. 19-21	Furman Invitational	7th
A. 3-4	Marshall Invitational	2nd
A. 10-12	Tar Heel Invitational	5th
A. 17-19	ACC Championship	3rd
A. 30-M. 3	Southern Intercollegiate Golf Championship	13th
M. 27-30	*NCAA Championship	

1977-78 Head Coach: Rod Myers

Date	Tournament (Course)	Result
S. 23-24	Yale Invitational	10th
S. 23-24	All-American College Classic	"B" Team, T-13th
S. 30-O. 2	Buckeye Fall Classic	4th
O. 15-17	Duke Fall Invitational	Blue, 2nd/White, 12th
N.	Methodist College Tournament	"B" Team, 4th
F. 25-27	Big Four Tournament (Pinehurst CC, Foxfire, CC of NC)	4th
M. 1-3	Coastal Carolina Classic	2nd
M. 5-6	Fripp Island Invitational	4th
M. 10-12	Palmetto Invitational	10th
M. 18-20	Iron Duke Classic	Blue, 3rd/White, 7th
M. 23-25	Furman Invitational	T-13th
M. 31-A. 1	Marshall Invitational	8th
M. 31-A. 2	Camp Lejeune Invitational	"B" Team, 9th
A. 11-13	ACC Championships	4th

1981-82 Head Coach: Rod Myers

Date	Tournament	Result
S. 18-20	Yale Invitational	7th
S. 25-27	East Tennessee Invitational	12th
O. 2-4	Forst Hills Invitational	10th
O. 22-24	8th Annual Duke Fall Invitational	5th
O. 29-30	Guilford Invitational	10th
M. 5-7	Imperial Lakeland Golf Classic	18th
M. 9-11	East Carolina Invitational	5th
M. 12-14	Iron Duke Classic	3rd
M. 18-20	Furman Invitational	13th
M. 26-28	Palmetto Invitational	14th
A. 2-4	Southeastern Invitational	13th
A. 16-18	ACC Tournament	5th
M. 6-8	*Southern Intercollegiate	

RESULTS

MEDIA GUIDE

2015-16 DUKE MEN'S GOLF

1982-83			Head Coach: Rod Myers	1986-87			Head Coach: Rod Myers
Date	Tournament	Result		Date	Tournament	Result	
S. 16-18	Wolfpack Invitational	6th		S. 26-28	Elk River Collegiate Invitational	10th	
O. 1-3	Augusta College Invitational	8th		O. 2-4	MacGregor Golf Classic	2nd	
O. 14-16	John Ryan Memorial	2nd		O. 10-12	Buckeye Fall Classic	T-16th	
O. 19-20	Campbell College Invitational	14th		O. 17-19	John Ryan Memorial Invitational	2nd	
O. 28-29	Guilford College Invitational	7th		O. 20-21	Hargrove B. David Intercollegiate	T-14th	
O. 28-30	Fresno State Classic	12th		N. 10-11	NC State Wolfpack Invitational	3rd	
M. 4-6	Imperiallakes Invitational	11th		F. 26-M. 1	Palmetto Golf Classic	6th	
M. 8-10	East Carolina Invitational	2nd		M. 6-8	Imperial Lakes Golf Classic	T-9th	
M. 11-13	Iron Duke Classic	3rd		M. 13-14	Gamecock Invitational	6th	
M. 17-19	Furman Invitational	11th		M. 27-29	Iron Duke Golf Classic	9th	
M. 31-A. 3	Southeastern Intercollegiate	23rd		A. 3-4	Furman Invitational	7th	
A. 8-10	Tar Heel Invitational	9th		A. 10-12	Tarheel Invitational	3rd	
A. 15-17	ACC Championship	6th		A. 17-19	ACC Championships	7th	
1983-84			Head Coach: Rod Myers	1987-88			Head Coach: Rod Myers
Date	Tournament	Result		Date	Tournament (Course)	Result	
S. 23-25	Buckeye Invitational	3rd		S. 21-22	Guilford Invitational	5th	
S. 26-28	Wolfpack Invitational	7th		S. 27-29	Butler National Invitational	13th	
S. 30-O. 2	Augusta College Invitational	6th		O. 9-10	6th Annual John Ryan Memorial	T-6th	
O. 13-15	John Ryan Memorial	5th		O. 24-25	Charleston Invitational	3rd	
O. 17-19	Campbell Invitational	1st		N. 2-3	Wolfpack Invitational	10th	
N. 3-4	Guilford Invitational	5th		F. 26-28	Palmetto Invitational (Lake Marion GC)	7th	
D. 2-4	Bluebonnet Invitational	3rd		M. 4-6	Imperial Lakes Invitational	12th	
F. 17-19	Gator Invitational	12th		M. 11-12	Gamecock Invitational	6th	
M. 2-4	Imperial Lakes Invitational	12th		M. 25-27	Iron Duke Golf Classic (Duke GC)	14th	
M. 9-11	Palmetto Invitational	4th		M. 31-A. 2	Furman Intercollegiate (Furman GC)	12th	
M. 23-25	Iron Duke Classic	8th		A. 8-10	Tarheel Invitational (Findlay GC)	5th	
A. 5-7	Furman Invitational	8th		A. 15-17	ACC Championships (Cardinal GC)	6th	
A. 13-15	Tar Heel Invitational	5th					
A. 20-22	ACC Championships	4th		1988-89			Head Coach: Rod Myers
M. 23-26	*NCAA Championships			Date	Tournament (Course)	Result	
				O. 2-4	Butler National Intercollegiate (Butler GC)	T-2nd	
				O. 8-9	C.A. Spivey-Wachesaw Intercollegiate (Wachesaw Plant.)	5th	
				O. 14-15	John Ryan Memorial Tournament (Duke GC)	1st	
				N. 12-13	College of Charleston Invitational	8th	
				F. 25-26	Palmetto Classic (Lake Marion GC)	T-5th	
				M. 3-5	Imperial Lakes Golf Classic	9th	
				M. 18-19	Hyatt Richmond Invitational	4th	
				M. 24-26	Iron Duke Golf Classic (Duke GC)	T-3rd	
				M. 31-A. 2	Furman Intercollegiate	T-12th	
				A. 8-9	Tar Heel Invitational (Finley GC)	1st	
				A. 14-16	36th Annual ACC Championships (Northgreen CC)	6th	
				M. 12-14	Sheraton-Cavalier Classic	6th	
				1989-90			Head Coach: Rod Myers
				Date	Tournament (Course)	Result	
				O. 1-3	Butler National Intercollegiate (Butler GC)	4th	
				O. 13-15	U.S. Intercollegiate (Stanford GC)	6th	
				O. 20-22	Carpet Capital Classic (The Farm Club)	4th	
				F. 23-25	Taylor Made/Doral Park Invitational (Doral Park Silver)	13th	
				M. 2-4	ImperialLakes Golf Classic	T-8th	
				M. 8-10	Golf Digest Collegiate Invitational (TPC at Woodlands)	T-7th	
				M. 12-13	Budget/UCF Golf Classic (Rio Pinar CC)	4th	
				M. 30-A. 1	Furman Intercollegiate Tournament (Furman GC)	6th	
				A. 6-7	The American @ MacGregor Downs (MacGregor Downs CC)	6th	
				A. 13-15	17th Annual Iron Duke Classic (Duke GC)	4th	
				A. 20-22	ACC Championships (Northgreen CC)	T-3rd	
				M. 24-26	NCAA East Regional Championships (Sheraton Resort)	10th	
				J. 6-9	NCAA Championships (Innishbrook Resort)	17th	
1984-85			Head Coach: Rod Myers				
Date	Tournament	Result					
S. 21-24	Northwestern-Americana Hotels Autmn Classic	5th					
S. 27-30	Augusta College Invitational	5th					
O. 5-7	MacGregor Intercollegiate	3rd					
O. 10-12	Campbell Invitational	2nd					
O. 18-20	John Ryan Memorial	2nd					
O. 29-30	Guilford College Invitational	2nd					
N. 29-D. 2	*Bluebonnet Bowl Invitational						
F. 15-17	Hilton Head Invitational	10th					
M. 1-3	Imperiallakes Invitational	13th					
M. 8-10	Palmetto Invitational	7th					
M. 15-17	South Carolina Invitational	4th					
M. 29-31	Iron Duke Classic	2nd					
A. 4-6	Furman Invitational	8th					
A. 12-14	Tarheel Invitational	5th					
A. 19-21	ACC Championships	2nd					
M. 22-25	*NCAA Championships						
1985-86			Head Coach: Rod Myers				
Date	Tournament	Result					
S. 21-23	Americana Invitational Tournament	5th					
S. 27-29	Grandfather Invitational	14th					
O. 11-12	John Ryan Memorial Tournament	3rd					
O. 15	Hargrove B. Davis Tournament	T-8th					
N. 11-12	NC State Wolfpack Invitational	1st					
F. 7-9	Doral Park Invitational	T-6th					
F. 28-M. 2	Imperial Lakes Invitational	18th					
M. 7-9	Palmetto Classic	6th					
M. 28-30	Iron Duke Classic Tournament	6th					
A. 3-5	Furman Invitational	T-5th					
A. 11-13	Tar Heel Invitational	6th					
A. 18-20	ACC Tournament	5th					

2015-16 DUKE MEN'S GOLF

MEDIA GUIDE

1990-91			1995-94		
Date	Tournament (Course)	Result	Date	Tournament (Course)	Result
S. 12-14	'90 Shesiedo Cup (Tanagura CC)	T-7th	S. 11-12	Kiawah Intercollegiate Golf Tournament (Osprey Point)	1st
S. 21-23	Carpet Capital Classic (The Farm Club)	13th	S. 17-18	Reliastar Collegiate Invitational (Dellwood Hills CC)	7th
O. 7-9	MacGregor Tournament of Champions (Holston Hills)	11th	S. 23-24	Keswick Club Cavalier Classic (Birdwood GC)	11th
N. 16-18	Golf World/Palmetto Dunes Collegiate (SC Palmetto Dunes)	11th	O. 9-10	Northwestern Windon Mem. (Kemper Lakes/Royal Melbourne)	4th
F. 22-24	Taylor Made/Doral Park National Collegiate Inv. (Doral Park)	15th	O. 17-18	Adams Cup of Newport (Newport/Ft. Judith CC)	5th
M. 1-4	FSC/Imperial Lakes Golf Classic (Imperial Lakes)	T-11th	O. 22-23	Duke Golf Classic (Duke GC)	4th
M. 15-17	Golf Digest Collegiate Invitational (TPC at The Woodlands)	15th	F. 16-18	Puerto Rico Golf Classic (Rio Mar GC)	8th
M. 30-31	22nd Furman Intercollegiate Golf Tournament (FU GC)	13th	M. 1-2	Matlock Collegiate Classic (Imperial Lakes)	T-4th
A. 12-13	The Ping/American Intercollegiate (Governor's Club)	6th	M. 15-16	Wofford Invitational (Carolina CC)	T-5th
M. 7-8	The John Ryan Iron Duke Classic (Duke GC)	5th	M. 29-31	Johnny Owens Invitational (Kearney Hills Golf Links)	1st
M. 10-11	Tar Heel Intercollegiate (Finley GC)	4th	A. 5-6	PING Classic (MacGregor Downs)	11th
M. 17-19	ACC Championships (Northgreen CC)	7th	A. 19-21	ACC Championships (The Old North State Club)	7th
			A. 26-27	Palmetto Classic (Charleston National CC)	T-5th
			M. 16-18	NCAA East Regional Championship (The Monster Course)	16th
1991-92			1996-97		
Date	Tournament (Course)	Result	Date	Tournament (Course)	Result
S. 21-22	Carpet Capital Classic (The Farm)	11th	S. 9-10	Kiawah Intercollegiate Golf Tournament (Osprey Point)	2nd
O. 6-7	MacGregor Tournament of Champions (Holston Hills GC)	T-5th	S. 21-22	Keswick Club Cavalier Classic (Kewsick GC)	2nd
O. 13-14	Jack Nicklaus Collegiate Invitational (Muirfield Village GC)	7th	O. 16-17	Adams Cup of Newport (Newport/Metacomet CC)	9th
M. 6-8	FSC/ImperialLakes Golf Classic (ImperialLakes)	14th	O. 20-21	Duke Golf Classic (Duke GC)	5th
M. 27-29	Furman Invitational (Furman GC)	6th	O. 28-29	Old Dominion Seascape Invitational	2nd
A. 11-12	The PING/American Airlines Collegiate (MacGregor Downs CC)	4th	N. 8-10	The Nelson Stanford Invitational (Stanford GC)	8th
A. 17-19	Super District 3N Tournament (River Run & Peninsula)	T-4th	F. 24-25	Puerto Rico Classic (Rio Mar GC)	9th
A. 25-27	Cavalier Classic (Birdwood GC)	2nd	F. 28-M. 2	Matlock Collegiate Classic (Imperial Lakes GC)	10th
M. 12-13	John Ryan Iron Duke Classic (Duke GC) "A", 8th/"B", 20th		A. 5-6	Cleveland Golf Augusta State Invitational (Forest Hills)	11th
M. 15-17	ACC Championships (Northgreen GC)	6th	A. 12-13	PING Intercollegiate (MacGregor Downs)	7th
M. 21-23	NCAA East Regional (Seven Oaks GC)	T-14th	A. 18-20	ACC Championships (White Water CC)	6th
			A. 25-26	Wofford Invitational (Carolina CC)	1st
			M. 15-17	NCAA East Regional (The Homestead)	4th
			M. 28-31	NCAA Championships (Conway Farms GC)	29th
1992-93			1997-98		
Date	Tournament (Course)	Result	Date	Tournament (Course)	Result
S. 14-15	Kiawah Island Intercollegiate (Osprey Point)	2nd	S. 9-10	Palmetto Intercollegiate Classic (Osprey Point)	9th
S. 20-21	Jack Nicklaus Invitational (Muirfield Village)	1st	S. 20-21	Keswick Club Cavalier Classic (Keswick GC)	6th
O. 5	Tennessee Tournament of Champions (Holston Hills)	10th	S. 29-30	Tennessee Tournament of Champions (Holston Hills CC)	10th
O. 17-19	Stanford Shoot-Out (Stanford GC)	5th	S. 29-30	Tom O'Briant Memorial (The Cardinal GC) "B" Team,	1st
F. 12-14	Puerto Rico NCAA Golf Classic (Rio Mar GC)	7th	O. 19-20	Duke Golf Classic (Duke GC)	14th
M. 5-7	Imperial Lakes Golf Classic (Imperial Lakes CC)	11th	Stanford Joe Nelson Invitational (Stanford GC)		8th
A. 3-4	Carpet Capital Classic (The Farm)	8th	F. 23-24	Puerto Rico Classic (Rio Mar GC)	15th
A. 10-11	PING/America Intercollegiate (MacGregor Downs CC)	12th	M. 6-8	Matlock Classic (Imperial Lakes GC)	4th
A. 17-18	ACC Championships (Northgreen CC)	T-4th	M. 16-17	Cleveland Golf Collegiate Challenge (Palmetto GC)	T-3rd
A. 23-25	Cavalier Invitational (Bordwood GC)	3rd	M. 23-24	Cuscowilla Intercollegiate (The GC at Cuscowilla)	4th
M. 11-12	John Ryan Iron Duke Classic (Duke GC)	T-3rd	A. 10-11	BELLSOUTH Yellow Pages Intercollegiate (MacGregor Downs)	4th
M. 14-15	Wofford Invitational (Carolina CC)	7th	A. 17-19	ACC Championships (Old North State Club)	8th
M. 19-21	NCAA East Regional (Birdwood GC)	8th	A. 24-25	Wofford Invitational (Carolina Country Club)	4th
J. 2-5	NCAA Championship (The Champions)	10th			
1993-94			1998-99		
Date	Tournament (Course)	Result	Date	Tournament (Course)	Result
S. 18-20	Jack Nicklaus Invitational (Muirfield Village GC)	2nd	S. 14-15	Palmetto Invitational (Osprey Point)	8th
O. 18-19	Northwestern Univ. (Royal Melbourne/Kemper Lakes)	2nd	S. 19-20	Keswick Club Cavalier Classic (Keswick Club)	6th
N. 12-14	Golf World-Palmetto Dunes Collegiate (Aurthur Hills)	15th	S. 28-29	Tom O'Briant Memorial (The Cardinal) "B" Team,	3rd
F. 13-15	NCAA/American Univ. Puerto Rico Challenge (Rio Mar GC)	7th	O. 5-6	Windon Memorial Classic (North Shore GC)	T-7th
M. 4-6	Imperial Lakes Golf Classic (Imperial Lakes CC)	10th	O. 18-19	Duke Golf Classic (Duke GC)	9th
M. 11-13	ECU Heraton/Emerald Intercollegiate Golf Classic (Emerald Isle)	1st	O. 30-N. 1	The Joe Nelson Invitational (Stanford GC)	13th
M. 25-26	Furman Invitational (Furman GC)	9th	F. 21-23	San Juan Shoot-Out (Rio Mar CC)	10th
A. 1-3	Carpet Capital Classic (The Farm)	16th	M. 5-7	Matlock Invitational (Imperial Lakes CC)	12th
A. 9-10	PING Classic (McGregor Downs CC)	9th	M. 27-28	Schenkel EZ Go Invitational (Forest Heights CC)	T-5th
A. 15-17	ACC Championship (Northgreen CC)	4th	A. 9-10	BELLSOUTH Yellow Pages Intercollegiate (MacGregor Downs)	T-6th
M. 9-11	John Ryan Iron Duke Classic (Duke GC)	1st	A. 16-18	ACC Championships (Old North State Club)	T-2nd
			A. 23-24	Wofford Invitational (Carolina CC)	5th
			M. 20-22	NCAA East Regional (Rhode Island CC)	6th
			J. 2-5	NCAA Championships (Hazeltine National GC)	T-18th
1994-95					
Date	Tournament (Course)	Result			
S. 12-13	Kiawah Intercollegiate Golf Tournament (Osprey Point)	10th			
S. 21-22	Jack Nicklaus Collegiate Invitational (Muirfield Village GC)	5th			
O. 10-11	Northwestern Windon Mem. (Kemper Lakes/Royal Melbourne)	7th			
O. 18-19	Adams Cup of Newport Collegiate (Newport & Ft. Judith CC)	3rd			
O. 23-24	John Ryan Iron Duke Classic (Duke GC)	4th			
F. 12-14	Puerto Rico Invitational (Rio Mar GC)	14th			
M. 3-5	Florida Southern Invitational (Imperial Lakes GC)	15th			
M. 17-19	ECU-Emerald Intercollegiate (The Emerald)	12th			
M. 31-A. 2	Carpet Capital Classic (The Farm)	13th			
A. 8-9	PING Intercollegiate (MacGregor Downs)	12th			
A. 14-16	ACC Championships (The Old North State Club)	8th			
A. 21-23	Palmetto Intercollegiate Classic (Charleston National CC)	10th			

MEDIA GUIDE

2015-16 DUKE MEN'S GOLF

1999-00		Head Coach: Rod Myers
Date	Tournament	Result
S. 21-23	Topy Cup	2nd
O. 4-5	Windon Memorial	7th
O. 17-18	Duke Golf Classic	1st
O. 29-31	The Nelson	11th
N. 5-7	Golf World Invitational	11th
F. 27-M. 1	Puerto Rico Shootout	6th
M. 6-7	Matlock Invitational	2nd
M. 25-26	Schenkel/EZ Go	4th
A. 1-2	August/Cleveland Classic	2nd
A. 14-15	Intercollegiate at MacGregor Downs	7th
A. 21-23	ACC Championship	6th
M. 18-20	NCAA East Regional	14th

2003-04		Head Coach: Rod Myers
Date	Tournament (Course)	Result
S. 9-11	Topy Cup (Tanagura CC)	2nd
S. 20-21	Inverness Invitational (Inverness CC)	T-13th
O. 3-5	Carpet Capital Collegiate (The Farm GC)	8th
O. 19-20	Duke Golf Classic (Duke GC)	3rd
O. 24-26	The Nelson (Stanford GC)	1st
F. 8-10	Mercedes-Benz (Sawgrass CC)	T-14th
F. 22-24	Puerto Rico Classic (Rio Mar CC)	16th
M. 20-21	Schenkel/EZ Go Invitational (Forest Heights CC)	4th
A. 3-4	Cleveland/Augusta State Invitational (Forest Hills GC)	T-2nd
A. 9-10	The Intercollegiate (MacGregor Down CC)	1st
A. 16-18	ACC Championships (Old North State Club)	6th
M. 20-22	NCAA East Regional (The Course at Yale)	T-12th

2000-01		Head Coach: Rod Myers
Date	Tournament (Course)	Result
S. 25-26	The Preview by PING & Golfweek (Duke GC)	10th
O. 2-3	Windon Memorial Classic (Knollwood Club)	5th
O. 9-10	The Red River Classic (Dallas Athletic Club)	T-6th
O. 15-16	Duke Golf Classic (Duke GC)	T-2nd
O. 27-29	The Nelson (Stanford GC)	1st
F. 19-20	Mercedes-Benz Collegiate Championship (Sawgrass CC)	T-10th
F. 25-27	Puerto Rico Class (Rio Mar CC)	T-6th
M. 13-14	Seminole Intercollegiate (Golden Eagle CC)	5th
M. 24-25	Schenkel E-Z-GO Invitational (Forest Heights CC)	9th
M. 31-A. 1	Cleveland Golf/ASU Invitational (Forest Hills GC)	12th
A. 14-15	The Intercollegiate (Finley GC)	1st
A. 20-22	ACC Championship (Disney's Magnolia Course)	7th
M. 17-19	NCAA Regional Championship (Golden Horseshoe Green)	T-10th

2004-05		Head Coach: Rod Myers
Date	Tournament	Result
S. 11-12	Bank of Tennessee at the Ridges	T-10th
O. 4-5	Windon Memorial	2nd
O. 17-18	Coca-Cola Duke Golf Classic	1st
O. 29-31	Landfall Tradition	2nd
N. 5-7	Carpet Capital Collegiate	7th
F. 20-22	Mercedes-Benz Invitational	10th
F. 27-M. 1	Puerto Rico Classic	7th
M. 19-20	Schenkel/E-Z-Go Invitational	1st
A. 2-3	Augusta State Invitational	T-10th
A. 8-9	Courtyard by Marriott Intercollegiate	1st
A. 15-17	ACC Championship	1st
M. 19-21	NCAA East Regional	T-8th
J. 1-4	NCAA Championship	T-8th

2001-02		Head Coach: Rod Myers
Date	Tournament	Result
S. 8-9	Badger Invitational	5th
O. 8-9	The Red River Classic	10th
O. 14-15	Duke Golf Classic	9th
O. 26-28	The Nelson	9th
F. 18-19	Mercedes-Benz Invitational	10th
M. 11-12	Seminole Collegiate	3rd
M. 23-24	E-Z-Go Schenkel	T-6th
A. 6-7	Cleveland Golf/ASU Invitational	8th
A. 13-14	The Intercollegiate	5th
A. 20-22	ACC Championship	9th
M. 8-10	Atlanta Intercollegiate	10th
M. 16-18	NCAA East Regional	T-18th

2005-06		Head Coach: Rod Myers
Date	Tournament (Course)	Result
S. 26-27	Tom O'Briant Memorial (Cardinal CC) ("B" Team)	T-8th
S. 26-28	The NCAA Fall Preview (Crosswater GC)	5th
O. 9-10	Coca-Cola Duke Golf Classic (Duke GC)	1st
O. 17-18	Pirate Fall Intercollegiate (Bradford Creek GC)	NTS
O. 23 & 25	Isleworth-UCF Collegiate Invitational (Isleworth CC)	6th
N. 4-6	Carpet Capital Collegiate (The Farm GC)	T-7th
N. 11	Hooters Collegiate Match Play (El Campeon) vs. Arizona	L, 2-2-1 (8-4)
	vs. Augusta State	L, 3-2
F. 26-28	Puerto Rico Classic (Westin Rio Mar GC)	T-7th
M. 10-12	Southern Highlands Collegiate (Southern Highlands GC)	10th
M. 17-19	GCAA Hall of Fame Invitational (Redstone GC)	T-13th
M. 27-28	Western Intercollegiate at Pasatiempo (Pasatiempo GC)	1st
A. 7-8	Courtyard by Marriott Intercollegiate (MacGregor Downs)	2nd
A. 21-23	ACC Championship (Old North State Club)	8th
M. 18-20	NCAA Central Regional (Sand Ridge GC)	9th
M. 31-J. 3	NCAA Championship (Crosswater GC)	12th

2002-03		Head Coach: Rod Myers
Date	Tournament (Course)	Result
S. 14-15	The Ridges (The Ridges GC)	4th
S. 30-O. 1	Windon Memorial Classic (Glen Veiw Club)	2nd
O. 21-22	Duke Golf Classic (Duke GC)	2nd
O. 25-27	The Nelson (Stanford GC)	1st
N. 3-5	The Landfall Tradition (CC of the Landfall)	4th
F. 17-18	Mercedes-Benz Collegiate Championship (Sawgrass CC)	9th
F. 23-25	Puerto Rico Classic (Rio Mar CC)	12th
M. 22-23	Schenkel E-Z-Go Invitational (Forest Heights CC)	14th
A. 5-6	Cleveland Golf/ASU Invitational (Forest Hills GC)	14th
A. 12-13	The Intercollegiate (Raleigh CC)	14th
A. 18-20	ACC Championships (Old North State Club)	5th
M. 15-17	NCAA East Regional (Auburn University Club)	5th
M. 27-30	NCAA Championships (Karsten Creek)	MC

2006-07		Head Coach: Brad Sparling (Interim)
Date	Tournament (Course)	Result
S. 15-17	Carpet Capital Collegiate (The Farm GC)	13th
S. 24-25	Olympia Fields CC/Fighting Illini Inv. (Olympia Fields CC)	1st
O. 8-9	Coca-Cola Duke Golf Classic (Duke GC)	3rd
O. 22-24	Isleworth-UCF Collegiate Invitational (Isleworth CC)	13th
O. 29-31	Callaway Collegiate Match Play (Colonial CC)	5th
F. 25-27	Puerto Rico Classic (Rio Mar CC)	12th
M. 11-12	General Jim Hackler Championship (TPC of Myrtle Beach)	4th
M. 25-27	Hootie at Bulls Bay Intercollegiate (TPC of Myrtle Beach)	6th
A. 2-3	National Invitational Tournament (Omni Tucsun National)	9th
A. 13-14	Courtyard by Marriott Intercollegiate (Devils Ridge GC)	3rd
A. 20-22	ACC Championship (Old North State Club)	T-4th
M. 17-19	NCAA East Regional (Lakeside Course)	6th
M. 30-J. 2	NCAA Championships (Golden Horseshoe GC)	T-13th

2015-16 DUKE MEN'S GOLF

MEDIA GUIDE

2007-08 **Head Coach: O.D. Vincent**

Date	Tournament (Course)	Result
S. 3-5	TOPY Cup (Tanagura CC)	4th
S. 14-16	Carpet Capital Collegiate (The Farm GC)	5th
S. 30-O. 1	Fighting Illini Invitational (Olympia Fields CC)	6th
O. 7-8	Coca-Cola Duke Golf Classic (Duke GC)	T-1st
O. 27-29	Callaway Collegiate Match Play Champ. (Lake Onconee Course) vs. Florida vs. Charlotte	L, 4-0-1 L, 3-1-1
F. 9-10	SunTrust Gator Invitational (Mark Bostick GC)	T-6th
F. 29-M. 2	Puerto Rico Classic (Rio Mar CC)	4th
M. 9-10	General Jim Hackler Championship (TPC of Myrtle Beach)	3rd
M. 15	vs. San Diego (match medal format) (Grand Del Mar GC)	W, 5-0
M. 23-25	Hootie at Bulls Bay Intercollegiate (Bulls Bay GC)	15th
A. 11-13	River Landing Intercollegiate (Landing Course)	1st
A. 18-20	ACC Championship (Old North State Club)	2nd
M. 15-17	NCAA East Regional (Council Fire GC)	19th

2008-09 **Head Coach: Jamie Green**

Date	Tournament (Course)	Result
S. 19-21	Olympia Fields/Fighting Illini Inv. (Olympia Fields CC)	8th
O. 11-13	Brickyard Collegiate Championship (Brickyard at Riverside)	7th
O. 13-14	Duke Coca-Cola Individual Collegiate (Duke GC)	NTS
O. 27-28	UNCG Bridgestone Golf Collegiate (Forest Oaks CC)	1st
F. 14-15	SunTrust Gator Invitational (Mark Bostick GC)	5th
F. 22-24	John Hayt Invitational (Sawgrass Oceanside Course)	15th
M. 8-9	General Jim Hackler Invitational (TPC of Myrtle Beach)	11th
M. 22-24	Callaway Collegiate Match Play (The Farms GC) vs. Arizona State vs. Alabama vs. Louisville	W, 2-2-1 L, 4-1 W, 2-1-2
A. 4-5	Administaff Augusta State Invitational (Forest Hills GC)	6th
A. 10-11	River Landing Intercollegiate (River Landing)	1st
A. 17-19	ACC Championship (Old North State Club)	3rd
M. 11	Big 4 Challenge (Treyburn CC) vs. North Carolina	L, 3-2
M. 14-16	NCAA Central Regional (The Club at Olde Stone)	5th
M. 26-30	NCAA Championship (Inverness Club)	14th

2009-10 **Head Coach: Jamie Green**

Date	Tournament (Course)	Result
O. 5-6	Gordin-Myers Collegiate Classic by Coca-Cola (Duke GC)	NTS
O. 16-18	Bank of Tennessee Intercollegiate at the Ridges (Ridges CC)	5th
O. 24-25	UNCG Bridgestone Collegiate (Forest Oaks CC)	9th
N. 9-11	Gifford Collegiate Golf Championship (Corde Valle GC)	5th
F. 13-14	SunTrust Gator Invitational (Mark Bostick GC)	T-5th
F. 28-M. 2	John Hayt Collegiate Invitational (Sawgrass CC)	3rd
M. 14-15	General Hackler Championship (TPC at Myrtle Beach)	8th
M. 28-30	Hootie at Bulls Bay Intercollegiate (Bulls Bay GC)	6th
A. 3-4	Administaff Augusta State Invitational (Forest Hills GC)	3rd
A. 9-10	N.C. State Wolfpack Intercollegiate (Lonnie Poole GC)	2nd
A. 23-25	ACC Championship (Old North State GC)	T-3rd
A. 20-22	NCAA Central Regional (Warren Golf Course)	4th
J. 1-3	NCAA Championship (The Honors Course)	T-27th

2010-11 **Head Coach: Jamie Green**

Date	Tournament (Course)	Result
S. 17-19	Fighting Illini Invitational (Olympia Fields CC)	6th
O. 4-5	Wolfpack Intercollegiate (Lonnie Poole GC)	2nd
O. 10-11	Rod Myers Invitational (Duke GC)	5th
O. 24-26	U.S. Collegiate Championship (The Golf Club of Georgia)	7th
N. 2	TCU Match Play at Colonial (Colonial CC)	W, 3 1/2-2 1/2
M. 7-8	Fresno State Lexus Classic (Sunnyside CC)	3rd
M. 11-14	Southern Highlands Collegiate Masters (S. Highlands GC)	8th
M. 20-22	Callaway Collegiate Match Play Championship (Hawks Ridge GC) vs. Texas (Round 1) vs. East Tennessee State (Quarterfinals) vs. USC (Semifinals) vs. Illinois (Finals)	W, 5-0 W, 4-1 W, 3-1-1 W, 4-1
M. 27-29	The Hootie at Bulls Bay Intercollegiate (Bulls Bay GC)	T-3rd
A. 9-10	Irish Creek Collegiate (The Club at Irish Creek)	1st
A. 22-24	ACC Championship (Old North State Club)	2nd
M. 19-21	NCAA East Regional Championship (Pete Dye River of VT)	1st

M. 31-J. 2	NCAA Championship - Stroke Play (Karsten Creek GC)	8th
J. 3-4	NCAA Championship - Match Play (Karsten Creek GC) vs. UCLA (Quarterfinals) vs. Georgia (Semifinals)	W, 3-1-1 L, 3-2

2011-12 **Head Coach: Jamie Green**

Date	Tournament (Course)	Result
S. 16-18	Olympica Fields Fighting Illini Inv. (Olympia Fields CC)	13th
O. 1-2	Rod Myers Invitational (Duke GC)	1st
O. 9-11	The Prestige at PGA West (PGA West - Norman Course)	T-5th
O. 23-25	U.S. Collegiate Championship (The Golf Club of Georgia)	8th
O. 31-N. 1	Royal Oaks Intercollegiate (Royal Oaks CC)	2nd
F. 15-17	John A. Burns Intercollegiate (Turtle Bay Resort)	T-2nd
M. 9-11	Southern Highlands Collegiate Masters (S. Highlands GC)	7th
M. 18-20	Callaway Collegiate Match Play Champ. (Concession GC) vs. Arizona State (opening round) vs. Indiana (quarterfinals) vs. California (semifinals) vs. Arkansas (final)	W, 3-1-1 W, 4-1 W, 3-2 L, 3-1-1
M. 31-A. 1	Irish Creek Collegiate (The Club at Irish Creek)	2nd
A. 6-7	River Landing Intercollegiate (River Landing CC)	T-2nd
A. 20-22	ACC Championship (Old North State Club)	6th
M. 17-19	NCAA East Regional (Grandover Resort East Course)	6th

2012-13 **Head Coach: Jamie Green**

Date	Tournament (Course)	Result
S. 15-16	Tar Heel Intercollegiate (Finley GC)	1st
S. 30-O. 2	Olympia Fields/Fighting Illini Inv. (Olympia Fields CC)	T-4th
O. 13-14	Rod Myers Invitational (Duke GC)	1st
O. 19-21	U.S. Collegiate Championship (Golf Club of Georgia)	T-6th
O. 29-30	Stanford Classic (Cypress Point Club)	2nd
F. 24-26	John Hayt Collegiate Invitational (Sawgrass CC)	2nd
F. 25	* Heel Devil Individual (Duke GC)	NTS
M. 8-10	Southern Highlands Collegiate Masters (S. Highlands GC)	T-10th
M. 10-12	* Bash at the Beach (Surf Club)	NTS
M. 14	vs. Grand Canyon Univ. (6-player match play)(ASU Karsten GC)	3-3
M. 24-26	The Hootie at Bulls Bay Intercollegiate (Bulls Bay GC)	1st
A. 6-7	Aggie Invitational (Traditions Club)	7th
A. 8-9	* The Trojan (Walnut Creek CC)	NTS
A. 20-21	Wolfpack Spring Open (Lonnie Poole GC)	1st
A. 26-28	ACC Championship (Old North State Club)	1st
M. 16-18	NCAA Tempe Regional (ASU Karsten GC)	T-7th

2013-14 **Head Coach: Jamie Green**

Date	Tournament (Course)	Result
S. 14-15	Tar Heel Intercollegiate (Finley GC)	T-6th
S. 20-22	DICK'S Sporting Goods Collegiate Cup (GC of Tennessee) vs. Vanderbilt	9th L, 4-1
O. 12-13	Rod Myers Invitational (Duke University GC)	3rd
O. 20-22	United States Collegiate Championship (GC of Georgia)	14th
O. 28-29	* Pirate Intercollegiate (Greenville CC)	NTS
F. 10-11	The Farms Collegiate Invitational (The Farms GC)	5th
M. 10-11	General Jim Hackler Championship (TPC Myrtle Beach)	9th
M. 14-16	Schenkel Invitational (Forest Heights CC)	12th
M. 23-25	The Hootie at Bulls Bay Intercollegiate (Bulls Bay GC)	12th
A. 5-6	Irish Creek Collegiate (The Club at Irish Creek)	T-6th
A. 19-20	Wolfpack Spring Open (Lonnie Poole GC)	5th
A. 25-27	ACC Championship (Old North State Club)	10th

MEDIA GUIDE**2015-16 DUKE MEN'S GOLF**2014-15 **Head Coach: Jamie Green**

<u>Date</u>	<u>Tournament (Course)</u>	<u>Result</u>
S. 12-14	Invitational at the Ocean Course (The Ocean Course)	T-7th
S. 19-20	DSG Collegiate Challenge Cup (GC of Tennessee)	11th
S. 21	DSG Collegiate Challenge Cup (GC of Tennessee) vs. Missouri	T, 2-2-1
O. 6-7	Nike Golf Collegiate Invitational (Colonial Country Club)	7th
O. 11-12	Rod Myers Invitational (Duke University Golf Club)	4th
O. 27-28	Royal Oaks Intercollegiate (Royal Oaks Country Club)	12th
O. 31	* Hummingbird Intercollegiate (CC at Sapphire Valley)	NTS
F. 28 - M. 1	John Hayt Collegiate Invitational (Sawgrass CC)	7th
M. 13-15	Bandon Dunes Championship (Bandon Dunes Resort)	T-1st
M. 22	Blue Devil Spring Shootout (Duke University GC)	1st
M. 29-31	The Hootie at Bulls Bay Intercollegiate (Bulls Bay GC)	7th
A. 18-19	* Wolfpack Spring Open (Lonnie Poole Golf Course)	NTS
A. 18-19	Yale Spring Invitational (The Course at Yale)	4th
A. 24-26	ACC Championship (Old North State Club)	10th
M. 14-16	NCAA Regional Championship (The Rawls Golf Course)	3rd
M. 29 - J. 3	NCAA Championship (The Concession Golf Club)	T-24th

* denotes individual event

2015-16 DUKE MEN'S GOLF

MEDIA GUIDE

Ryder Cup Participants

Skip Alexander	1949 1951
Art Wall	1957 1959 1961
Mike Souchak	1959 1961

Walker Cup Participants

Dick Siderowf	1969 1973 1975 1977
---------------	------------------------------

Walker Cup Captain

Dick Siderowf	1979
---------------	------

Palmer Cup Participants

Rod Myers (coach)	1998
Ryan Blaum	2005 2006

Palmer Cup Captain

Ryan Blaum	2006
------------	------

Major Amateur wins

Skip Alexander	1941 North/South Amateur
Dick Siderowf	1973 British Amateur 1976 British Amateur
Jason Widener	1988 U.S. Junior Amateur

The Ryder Cup

Three former Blue Devils (**Skip Alexander**, **Art Wall** and **Mike Souchak**) played in a combined seven Ryder Cups. Alexander played in the 1949 Ryder Cup dropping his foursome match at the event as the U.S. retained the Cup with a 7-5 victory at Ganton Golf Club in Scarborough, England.


After finishing third on the 1950 Tour money list and poised for greatness on the PGA Tour, Alexander was involved in a horrific airplane crash in which he was the only survivor while flying from a tournament in Chicago back to Durham on September 24, 1950. Besides being severely burned over most of his body, his left hand was so badly damaged that he would have minimal use of it. He requested that doctors shape his left hand into a permanent golf grip position so he could resume playing golf.

Following 17 major surgeries and less than a year after the crash, Alexander was named to his second U.S. Ryder Cup team in 1951. Unsure whether he could handle walking the 36-hole singles match on day two of the Cup, Alexander played through his pain and bleeding hands to down British Vardon Trophy winner John Patton, 8 and 7. The lopsided victory assisted the U.S. in retaining the Cup, 9 1/2 to 5 1/2 at Pinehurst #2.

Wall was a member of U.S. Ryder Cup Teams in 1957, 1959 and 1961. He posted a 4-2 record in Ryder Cup play helping the U.S. earn the Cup in 1959 at Eldorado Country Club in Palm Desert, California and again in 1961 at Royal Lytham & St. Annes in England.

Souchak was also a member of U.S. Ryder Cup teams in 1959 and 1961, teaming with Wall, to guide the U.S. to Ryder Cup victories both years. Souchak posted a 5-1 record, including a 3-0 mark in singles matches, in Ryder Cup play.

Former Duke golfer **Dennis Satyshur** had the honor of being hand-picked by Tom Kite for the role of assistant captain for the U.S. for the 1997 Ryder Cup at Valderrama Golf Club in Sotogrande Spain.



Dennis Satyshur & Tom Kite



The Walker Cup

Dick Siderowf played for the United States in four Walker Cup teams in 1969, 1973, 1975 and 1977. He also captained the U.S. to victory in his fifth and final Walker Cup at Muirfield in 1979.

Siderowf helped the U.S. team to a 10 to 8 win at the Milwaukee Country Club in 1969. He led the team to a 14 to 10 win in 1973 at The Country Club and a 15 1/2 to 8 1/2 win at the Old Course at St. Andrews in 1975. Siderowf and the U.S. team posted a dominating 16 to 8 win at Shinnecock Hills Golf Club in 1977. He finished off his Walker Cup career in 1979 as the team captain. Siderowf was a part of five winning Walker Cup teams.

Siderowf played in eight Masters and four U.S. Opens, earning low amateur in the 1968 U.S. Open at Oak Hill. He also won the British Amateur title in 1973 at Royal Porthcawl and in 1976 at St. Andrews. Siderowf won one Canadian Open crown and played in the World Cup in 1968 and 1976.

The Palmer Cup

Two former Blue Devils (**Rod Myers** and **Ryan Blaum**) have been a part of the Palmer Cup, an annual eight man team golf competition between American college golfers and European college/university golfers. The teams are selected on the basis of nationality, not according to the location of the players' universities, and many of the European players attend American universities as sports scholarships have never been a feature of the university system in Europe.

Myers, Duke's longtime head coach who passed away on March 30, 2007, served as coach of the 1998 U.S. Palmer Cup team. Myers led the team to a 12-12 tie at St. Andrew's in Scotland.



Ryan Blaum & Rod Myers



1998 U.S. Palmer Cup Team

Blaum led the Americans to a 14-10 Palmer Cup victory in 2005 at the Irish Course Black at Whistling Straits in Kohler, Wisc. He carded five birdies en route to a 3 and 2 win over Rhys Davies, Europe's top player, in singles play on the second day to clinch the cup for the U.S. Blaum posted three victories in four matches for the Americans.

In 2006, Blaum served as team captain, while playing in the competition for the second straight year. The European team prevailed, 19 1/2 to 4 1/2, at the Prestwick Golf Club, birthplace of the British Open, in Scotland. Blaum posted a 4 and 2 win in singles play, one of the lone victories for the U.S. team during the competition.

MEDIA GUIDE

2015-16 DUKE MEN'S GOLF

PGA Tour

Skip Alexander	1946-50
Mike Souchak	1952-66
Art Wall	1949-1976
Bill Mallon	1975-79
Charlie Bolling	1985-88
Joe Ogilvie	1999-2002, 2004-p
Mike Muehr	2001-02
Jason Buha	2000, 2003
Kevin Streelman	2008-p
Leif Olson	2009
Nathan Smith	2011
Wes Roach	2014

Nationwide Tour / Web.com Tour

Mike Souchak	1980-90
Charlie Bolling	1990
Mike Muehr	1997-2000, 2003
Joe Ogilvie	1997-98, 2002-03
Jason Buha	2001-02, 2004-06
Leif Olson	2010-12
Nathan Smith	2012-13
Adam Long	2013, 2015
Wes Roach	2013, 2015
Ryan Blaum	2014-p.

Champions Tour

Mike Souchak	1981-90
Art Wall	1980-96

Hooters Tour

Jason Buha	1999
Kevin Streelman	2002-04
Nathan Smith	2007-08
Ryan Blaum	2007-08

European Tour

Jason Widener (PGA)	1996
Nathan Smith (Challenge)	2009-10
Ryan Blaum (Challenge)	2010-11
Brinson Paolini (PGA)	2014

PGA LatinoAmerica Tour

Ryan Blaum	2013
Adam Long	2014-p
Michael Schachner	2015

PGA Canadian Tour

Clark Klaasen	2014-p.
Michael Schachner	2014

PGA Tour Wins

Mike Souchak (15)	
1955	Texas Open, Houston Open
1956	Agua Caliente Open, Azalea Open
	Colonial National Invitation, St. Paul Open
1958	St. Paul Open
1959	Tournament of Champions, Western Open, Motor City Open
1960	San Diego Open, Buick Open
1961	Greater Greensboro Open
1964	Houston Classic, Memphis Open Invitational

Art Wall (14)

1953	Fort Wayne Open
1954	Tournament of Champions
1956	Fort Wayne Open
1957	Pensacola Open
1958	Rubber City Open, Eastern Open
1959	Bing Crosby National Pro-Am, Azalea Open
	The Masters , Buick Open
1960	Canadian Open
1964	San Diego Open
1966	Insurance City Open
1975	Greater Milwaukee Open

Skip Alexander (3)

1948	Tucson Open, National Capital Open
1950	Empire State Open

Kevin Streelman (2)

2013	Tampa Bay Championship presented by EverBank
2014	Travelers Championship

Joe Ogilvie (1)

2007	U.S. Bank Championship
------	------------------------

Senior Tour Wins

Art Wall (2)	
1980	Liberty Mutual Legends of Golf (with Tommy Bolt)
1996	Liberty Mutual Legends of Golf (with Doug Ford)

PGA Tour Honors

Skip Alexander	1960 Ben Hogan Trophy
Kevin Streelman	2009 Kodak Challenge Winner
Art Wall	1959 PGA Player of the Year
	1959 Vardon Trophy (low average)

Nationwide Tour Wins

Joe Ogilvie (4)	
1998	NIKE Monterrey Open, NIKE Greensboro Open
2003	Jacob's Creek Open, The Reese's Cup Classic

Jason Buha (1)

2002	Dayton Open
------	-------------

Nathan Smith (1)

2010	WNB Golf Classic
------	------------------

Hooters Tour Wins

Adam Long (1)	
2011	Woodcreek Classic

Ryan Blaum (3)

2007	Charleston Miracle League Open
2008	Michelob Ultra Classic
2011	Kandy Waters Memorial Classic

Nathan Smith (1)

2007	Capital Chevrolet Classic
------	---------------------------

Kevin Streelman (1)

2004	Opelicka Classic
------	------------------

Jason Buha (1)

1999	
------	--