



# 37

## No. 2 Duke (28-8) vs. No. 7 South Carolina (23-10)

Sunday, March 19, 2017 // 8:40 p.m. ET // TNT  
Greenville, S.C. // Bon Secours Wellness Arena (15,951)

### 2016-17 SCHEDULE

**BASKETBALL HALL OF FAME TIP-OFF**  
(CAMERON INDOOR STADIUM - DURHAM, N.C.)

N11 [1/-] MARIST (ACCN EXTRA) W, 94-49  
N12 [1/-] GRAND CANYON (RSN) W, 96-61

State Farm Champions Classic  
(Madison Square Garden - New York, N.Y.)

N15 [1/7] vs. Kansas (ESPN) L, 75-77

Basketball Hall of Fame Tip-Off  
(Mohegan Sun Arena - Uncasville, Conn.)

N19 [1/-] vs. Penn State (ACCN Extra) W, 78-68  
N20 [1/21] vs. Rhode Island (ESPN) W, 75-65

N23 [6/-] WILLIAM & MARY (ESPNU) W, 88-67  
N26 [6/-] APPALACHIAN STATE (RSN) W, 93-58

**ACC/BIG TEN CHALLENGE**

N29 [5/-] MICHIGAN STATE (ESPN) W, 78-69

D3 [5/-] MAINE (ESPN2) W, 94-55

Jimmy V Classic  
(Madison Square Garden - New York, N.Y.)

D6 [5/21] vs. Florida (ESPN) W, 84-74

D10 [5/-] vs. UNLV^ (ESPN) W, 94-55  
D19 [5/-] TENNESSEE STATE (ESPN2) W, 65-55  
D21 [5/-] vs. Elon+ (ESPN2) W, 72-61  
D31 [5/-] at Virginia Tech (ESPN2) L, 75-89  
J4 [8/-] GEORGIA TECH (ESPN2) W, 110-57  
J7 [8/-] BOSTON COLLEGE (RSN) W, 93-82  
J10 [7/9] at Florida State (ACCN) L, 72-88  
J14 [7/14] at Louisville (ESPN) L, 69-78  
J21 [18/-] MIAMI (ESPN) W, 70-58  
J23 [17/-] NC STATE (ESPN) L, 82-84  
J28 [17/-] at Wake Forest (ACCN) W, 85-83  
J30 [21/20] at Notre Dame (ESPN) W, 84-74  
F4 [21/-] PITTSBURGH (CBS) W, 72-64  
F9 [18/8] NORTH CAROLINA (ESPN/ACCN) W, 86-78  
F11 [18/-] CLEMSON (ACCN) W, 64-62  
F15 [12/14] at Virginia (ESPN2) W, 65-55  
F18 [12/-] WAKE FOREST (ACCN) W, 99-94  
F22 [10/-] at Syracuse (ESPN) L, 75-78  
F25 [10/-] at Miami (CBS) L, 50-55  
F28 [17/15] FLORIDA STATE (ESPN) W, 75-70  
M4 [17/5] at North Carolina (ESPN) L, 83-90

**ACC Tournament**  
(Barclays Center - Brooklyn, N.Y.)

M8 [14/-] vs. Clemson (ESPN/ACCN) W, 79-72  
M9 [14/10] vs. Louisville (ESPN/ACCN) W, 81-77  
M10 [14/6] vs. North Carolina (ESPN/ACCN) W, 93-83  
M11 [14/22] vs. Notre Dame (ESPN/ACCN) W, 75-69

**NCAA Tournament**  
(Bon Secours Wellness Arena - Greenville, S.C.)

M17 [7/-] vs. Troy (TBS) W, 87-65  
M19 [7/-] vs. South Carolina (TNT) 8:40 p.m. ET

[ ] - denotes Duke/opponent AP ranking at time of game  
^ - T-Mobile Arena (Las Vegas, Nev.)  
+ - Greensboro Coliseum (Greensboro, N.C.)

### DUKE INFORMATION

**Duke**

**Blue Devils**

Record 28-8 (11-7 ACC)  
Rankings (AP/Coaches) 7/7  
Last Game W, 87-65 vs. Troy (3/17/17)

Head Coach Mike Krzyzewski (Army, '69)  
Career Record 1,071-329/42nd Season  
Duke Record 998-270/37th Season



### OPPONENT INFORMATION

**South Carolina**

**Gamecocks**

Record 23-10 (12-6 SEC)  
Rankings (AP/Coaches) NR/RV  
Last Game W, 93-73 vs. Marquette (3/17/17)

Head Coach Frank Martin (FIU, '93)  
Career Record 210-127/10th Season  
South Carolina Record 93-73/5th Season



### BROADCAST INFORMATION

TNT Play-by-Play: Brian Anderson  
Analyst: Chris Webber  
Reporter: Lewis Johnson

Blue Devil IMG Sports Network Play-by-Play: Bob Harris  
Analyst: John Roth

Westwood One Play-by-Play: John Sadak  
Analyst: John Thompson

Sirius/XM 137/205

### THE OPENING TIP

• Duke will face South Carolina for the first time in the NCAA Tournament - and first time overall since 2001 - on Sunday with a Sweet 16 berth on the line.

• With a win Sunday, Duke head coach **Mike Krzyzewski** would extend his own NCAA record for Sweet 16 appearances by a coach to 24.

• Coach K has won a record 91 NCAA Tournament games and his .771 tourney winning percentage is the second-best in history.

• Duke has been a top-three seed an NCAA-best 28 times since 1985, four more than the closest team (Kansas, 24).

• Duke has won a nation's-best 13 games over RPI top-50 teams. Seven of the 13 have come away from Cameron against ranked teams.

• Duke ranks third nationally in three-point field goal percentage defense (.292), outscoring opponents by 10.1 points from deep on the year.

• **Luke Kennard** leads the ACC in scoring (19.8) despite ranking third in the league in minutes played (35.7). The second-team All-American has scored 10+ points in 34-of-36 games.

• **Amile Jefferson** is the 11th player in Duke history, and seventh under Coach K, to score 1,000 points and record 900 rebounds. He also ranks eighth on Duke's career blocks chart (132).

• **Jayson Tatum** (16.9 points, 7.5 rebounds) is making a bid to join **Jabari Parker** and **Jahlil Okafor** as the only freshmen to average 15+ points and 7+ rebounds under Coach K.

### DUKE BLUE DEVIL AVERAGES

No.	Name (Ht., Wt., Yr.)	Pos.	PPG	RPG	APG	Notables
0	Jayson Tatum (6-8, 205, Fr.)	F	16.9	7.5	2.2	Averaged 22.0 pts on .554 shooting at ACCT
1	Harry Giles (6-10, 240, Fr.)	F	4.1	3.9	0.4	Duke's first sub in 10 games
2	Chase Jeter (6-10, 230, So.)	F/C	2.6	2.7	0.4	Has a career-high 17 blocks on the year
3	Grayson Allen (6-5, 202, Jr.)	G	14.3	3.8	3.5	Duke is 14-2 in 2016-17 when he leads team in assists
5	Luke Kennard (6-6, 202, So.)	G	19.8	5.2	2.5	Sporting News 2nd-team All-American; ACCT MVP
12	Javin DeLaurier (6-10, 220, Fr.)	F	1.7	2.1	0.1	Six of his nine field goals this season are dunks
13	Matt Jones (6-5, 204, Sr.)	G	7.0	2.8	1.9	ACC All-Defensive Team; averaging 1.7 steals/game
15	Frank Jackson (6-3, 205, Fr.)	G	10.8	2.5	1.7	Started last seven games (Duke is 6-1)
20	Marques Bolden (6-11, 245, Fr.)	C	1.5	1.1	0.1	Blocked a season-high 3 shots at Miami (2/25)
21	Amile Jefferson (6-9, 224, Gr.)	F	10.8	8.2	1.6	Duke's career record holder in games played (149)
30	Antonio Vrankovic (7-0, 261, So.)	C	2.8	2.8	0.4	Has seen action in 12 games
34	Sean Obi (6-9, 255, Jr.)	F	-	-	-	Transferred to Duke prior to 2014-15 season
41	Jack White (6-7, 215, Fr.)	F	2.1	1.3	0.1	Has seen action in 10 games
45	Nick Pagliuca (6-3, 195, Sr.)	G	0.0	0.0	0.4	Has seen action in 29 career games
50	Justin Robinson (6-8, 194, R-Fr.)	F	0.2	0.2	0.0	Has played in six games
53	Brennan Besser (6-5, 188, So.)	G	0.0	0.0	0.0	Has seen action in two career games

## DUKE 2016-17 WINS VS. LOSSES

Category	Wins	Losses
Points per game	83.2	72.6
Opponent points per game	66.8	79.9
Field goal pct.	.492	.422
Opponent field goal pct.	.413	.499
3FG percentage	.395	.320
Opponent 3FG pct.	.277	.357
Free throw pct.	.770	.713
Rebounds per game	36.6	35.4
Rebound margin	+3.5	+0.3
Assists per game	13.8	10.9
Turnovers per game	10.8	12.6
Turnover margin	+1.8	-2.0
Steals per game	6.4	5.3
Blocks per game	4.7	4.3

## STATISTICAL COMPARISON

Duke	Category	South Carolina
80.8	Points per Game	72.7
69.7	Opponent Points per Game	64.7
.477	Field Goal Percentage	.418
.432	Opponent Field Goal Percentage	.400
.379	Three-Point Field Goal Percentage	.338
.292	Opponent Three-Point Field Goal Percentage	.297
8.4	Three-Point Field Goals per Game	6.8
5.0	Opponent Three-Point Field Goals per Game	5.4
.756	Free Throw Percentage	.690
+2.8	Rebound Margin	+1.1
13.1	Assists per Game	12.7
11.2	Turnovers per Game	13.2
4.6	Blocks per Game	3.8
6.1	Steals per Game	7.9
18.0	Fouls per Game	20.5

## DUKE VS. SOUTH CAROLINA - LAST 10 GAMES | ALL-TIME SERIES: DUKE LEADS, 57-19

Date	Location	Result	Duke's Leading Scorer
1/30/68	Columbia, S.C.	L, 80-83	Mike Lewis, 33
2/24/68	Durham, N.C.	L, 50-56	Mike Lewis, 19
2/1/69	Columbia, S.C.	L, 57-64	Randy Denton, 24
2/8/69	Durham, N.C.	L, 72-82	Dick DeVenzio, 19
3/7/69	Charlotte, N.C.	W, 68-59	Dave Golden, 18
1/31/70	Durham, N.C.	L, 55-67	Randy Denton, 17
2/14/70	Columbia, S.C.	L, 65-82	Randy Denton, 13
12/12/70	Columbia, S.C.	L, 78-78	Richard O'Connor, 21
2/1/71	Durham, N.C.	W, 82-71	Richard O'Connor, 19
11/20/01	Lahaina, Hawaii	W, 81-56	Mike Dunleavy, 24

## DUKE RECORD BY STARTING LINEUP

Allen, Kennard, Jones, Tatum, Jefferson	8-1 (.889)
Jackson, Kennard, Jones, Tatum, Jefferson	6-1 (.857)
Jackson, Allen, Kennard, Jones, Jefferson	5-0 (1.000)
Jones, Allen, Kennard, Jefferson, Jeter	4-1 (.800)
Allen, Kennard, Tatum, Jefferson, Giles	3-0 (1.000)
Jackson, Allen, Kennard, Tatum, Jefferson	1-1 (.500)
Allen, Jones, Kennard, Tatum, Giles	0-2 (.000)
Jones, Kennard, Tatum, Jefferson, Jeter	1-0 (1.000)
Jackson, Jones, Tatum, Jefferson, Bolden	0-1 (.000)
Jones, Kennard, Tatum, Jefferson, Giles	0-1 (.000)

## DUKE SPECIALTY STATS COMPARISON

Opponent	Paint	Off TO	2nd Chance	Fast Break	Bench
Marist	38/22	12/7	19/6	6/12	35/22
Grand Canyon	40/38	22/16	12/6	13/4	28/15
vs. Kansas	30/48	13/16	2/18	0/12	11/17
vs. Penn State	36/38	20/11	6/7	2/16	19/5
vs. Rhode Island	38/36	7/10	14/8	2/8	0/13
William & Mary	30/32	19/13	11/6	2/7	16/19
Appalachian State	42/18	24/10	16/11	4/2	14/19
Michigan State	38/38	19/11	16/2	2/4	4/22
Maine	44/18	9/5	18/8	4/0	22/13
vs. Florida	36/40	17/12	14/9	8/10	22/13
vs. UNLV	50/16	22/9	13/6	6/0	30/10
Tennessee State	18/32	14/15	13/3	5/0	5/5
vs. Elon	28/30	24/6	8/6	6/2	8/18
at Virginia Tech	44/44	13/11	7/11	10/15	4/25
Georgia Tech	44/30	26/13	16/9	6/4	36/6
Boston College	38/48	29/15	1/14	6/4	27/15
at Florida State	28/56	12/22	7/19	4/13	4/21
at Louisville	26/36	7/13	5/13	6/6	3/16
Miami	34/28	31/12	6/10	4/4	31/0
NC State	40/38	14/14	12/10	12/9	41/18
at Wake Forest	16/26	16/18	10/8	2/5	17/11
at Notre Dame	36/20	4/22	14/4	4/4	6/19
Pittsburgh	20/40	9/7	9/12	3/4	6/7
North Carolina	24/34	5/11	3/12	3/5	17/25
Clemson	18/34	4/8	0/13	0/10	10/15
at Virginia	16/26	13/9	3/4	2/0	7/18
Wake Forest	38/46	4/12	12/19	6/8	20/16
at Syracuse	26/28	10/10	17/5	9/16	8/5
at Miami	20/40	10/18	9/13	2/8	16/9
Florida State	30/38	18/9	17/15	0/9	2/23
at North Carolina	26/44	9/6	5/15	8/8	15/61
vs. Clemson	40/30	14/11	13/11	12/8	2/26
vs. Louisville	28/46	10/10	9/7	14/6	22/20
vs. North Carolina	26/50	18/13	10/13	6/4	24/15
vs. Notre Dame	44/32	5/20	7/11	4/10	14/2
vs. Troy	26/28	25/8	25/11	9/0	25/21
<b>TOTALS</b>	<b>1,156/1,248</b>	<b>528/433</b>	<b>379/355</b>	<b>192/237</b>	<b>571/585</b>
<b>AVERAGES</b>	<b>32.1/34.7</b>	<b>14.7/12.0</b>	<b>10.5/9.9</b>	<b>5.3/6.6</b>	<b>15.9/16.3</b>

## 112TH SEASON OF BASKETBALL

• The 2016-17 campaign marks the 112th season of Duke basketball. The Blue Devils have compiled a 2,115-872 all-time record to rank fourth all-time in victories.

• Only Kentucky (2,234), Kansas (2,215) and North Carolina (2,201) have more all-time wins than Duke (through March 17).

• Duke's all-time .708 winning percentage is also the fourth-best in NCAA history, behind only Kentucky (.764), North Carolina (.737) and Kansas (.723).

## THERE'S ONLY 1K

• Mike Krzyzewski owns a 1,071-329 (.765) record over 41-plus seasons as a head coach, including a 998-270 (.787) mark at Duke (36-plus seasons).

• Coach K became the first men's coach in Division I college basketball to record 1,000 career victories with a 77-68 win over St. John's on Jan. 25, 2015 at Madison Square Garden.

• Krzyzewski has also won a record 460 ACC games (regular season and tournament), having passed Dean Smith (422) on Feb. 4, 2015.

• Coach K owns 998 of Duke's 2,115 all-time wins, translating to 47.2 percent of the wins in the history of Duke men's basketball.

• Duke has won 20+ games in 21 consecutive seasons, making Coach K the third coach in Division I men's history to do so.

## MORE COACH K MILESTONES

• Duke head coach Mike Krzyzewski holds the NCAA record for wins at one school with 998 in his tenure at Duke.

• Coach K, the only men's coach in Division I history to win 1,000 games overall, needs just two victories to get to 1,000 at Duke.

• Coach K earned his 500th win at Cameron Indoor Stadium when Duke defeated Pitt on Feb. 4.

## Coaching Victories at One School

Rk	Coach, School	Wins
1.	Mike Krzyzewski, Duke	998
2.	Jim Boeheim, Syracuse	902
3.	Dean Smith, North Carolina	879
4.	Adolph Rupp, Kentucky	876
5.	Jim Phelan, Mount St. Mary's	830

through March 17

## SUSTAINED SUCCESS

• Duke has won 20 or more games 52 times in its 111-plus years of basketball. Duke has now won at least 20 games for 21 consecutive seasons.

• The Blue Devils have recorded 30 or more wins an NCAA-record 14 times under Coach K.

• Duke is one of eight programs nationally to win at least 25 games in each of the last four seasons along with Arizona, Gonzaga, Kansas, Michigan State, Stephen F. Austin, VCU and Wichita State.

## STACKING UP GOOD WINS

• Duke has won 13 games against teams in the RPI top 50 at the time the game was played.

• Seven of those 13 victories came in ACC regular-season play and three came in the ACC Tournament. Seven of the 13 have come against ranked teams away from Cameron.

• The Blue Devils are also 9-4 against ranked teams this season.

## ROAD CHALLENGES

• As a result of unbalanced scheduling in the ACC, Duke finished the regular season having faced nine of the top 11 teams in the league standings on the road. Duke was 3-6 in those games.

• No other team in the league faced more than seven of the ACC's top 11 teams on the road.

## CONSISTENT OFFENSIVE EFFICIENCY

• Duke ranks eighth nationally in adjusted offensive efficiency (points scored per 100 possessions) at a rate of 121.0.

• The Blue Devils are the only team to finish in the nation's top 10 in adjusted offensive efficiency in each of the last eight years.

## Adjusted Offensive Efficiency since 2008-09

Year	AdjO	National Rank
2008-09	116.0	8th
2009-10	120.0	1st
2010-11	117.7	5th
2011-12	114.5	10th
2012-13	116.7	5th
2013-14	123.5	2nd
2014-15	121.6	3rd
2015-16	119.3	7th
2016-17	121.0	7th

through March 17

## EMBRACING THE THREE-POINT SHOT

• Duke ranked second in the league with an average of 8.8 three-pointers per game in ACC play and ranked third in the league with a .389 three-point percentage in conference action.

• Over its last 36 ACC games dating back to last season, Duke is shooting .389 (330-of-849) from outside the arc, translating to 9.2 treys per game.

• The Blue Devils are shooting .403 from deep (145-of-360) over their last 16 games, making 9.1 per game and sinking double-figure threes eight times in that stretch.

## HIGH-LEVEL BALL SECURITY

• Duke has turned the ball over via an opponent steal on just 6.7 percent of its possessions this season, the 12th-best rate in the country.

• Duke's 6.7 percent offensive steal rating is also fourth-best among major-conference teams.

• The Blue Devils rank 32nd nationally in overall turnover percentage, giving the ball away on just 16.1 percent of their possessions.

## Offensive Steal Percentage - Major Conferences, 2016-17

Rk	Team	O STL %
1.	Kentucky	6.5
2.	Michigan	6.6
3.	Iowa State	6.6
4.	Duke	6.7
5.	Oregon	6.8
6.	Arkansas	7.0
7.	Florida State	7.0
8.	Arizona	7.1
9.	California	7.1
10.	Arizona State	7.1

through March 17

## DUKE SEASON & CAREER TOTALS

	2016-17	Career
<b>Double-Figure Scoring Games</b>		
Grayson Allen	24 (20-4)	63 (50-13)
Luke Kennard	34 (26-8)	55 (41-14)
Amile Jefferson	20 (17-3)	48 (39-9)
Matt Jones	15 (12-3)	42 (35-7)
Jayson Tatum	25 (19-6)	25 (19-6)
Frank Jackson	19 (16-3)	19 (16-3)
Harry Giles	2 (2-0)	2 (2-0)
Chase Jeter	1 (1-0)	1 (1-0)

<b>20+ Point Games</b>		
Grayson Allen	9 (8-1)	29 (24-5)
Luke Kennard	19 (13-6)	26 (17-9)
Jayson Tatum	7 (6-1)	7 (6-1)
Frank Jackson	3 (3-0)	3 (3-0)
Amile Jefferson	2 (2-0)	2 (2-0)
Matt Jones	0 (0-0)	2 (2-0)

<b>30+ Point Games</b>		
Grayson Allen	1 (1-0)	5 (5-0)
Luke Kennard	3 (2-1)	4 (2-2)

<b>10+ Rebound Games</b>		
Amile Jefferson	11 (10-1)	28 (25-3)
Grayson Allen	1 (1-0)	3 (3-0)
Jayson Tatum	3 (2-1)	3 (2-1)
Luke Kennard	1 (1-0)	2 (1-1)
Harry Giles	1 (1-0)	1 (1-0)
Antonio Vrankovic	1 (1-0)	1 (1-0)

<b>15+ Rebound Games</b>		
Amile Jefferson	4 (4-0)	6 (5-1)

<b>Double-Doubles</b>		
Amile Jefferson	8 (8-0)	16 (14-2)
Grayson Allen	2 (2-0)	4 (4-0)
Jayson Tatum	3 (2-1)	3 (2-1)
Luke Kennard	1 (1-0)	2 (1-1)
Harry Giles	1 (1-0)	1 (1-0)

<b>20-10 Games</b>		
Grayson Allen	0 (0-0)	2 (2-0)
Amile Jefferson	1 (1-0)	1 (1-0)
Luke Kennard	1 (1-0)	1 (1-0)

<b>15-15 Games</b>		
Amile Jefferson	3 (3-0)	4 (3-1)

<b>10+ Assist Games</b>		
Grayson Allen	1 (1-0)	1 (1-0)

<b>3+ Steal Games</b>		
Matt Jones	10 (10-0)	18 (16-2)
Grayson Allen	2 (2-0)	8 (7-1)
Luke Kennard	2 (2-0)	5 (5-0)
Jayson Tatum	4 (4-0)	4 (4-0)
Amile Jefferson	1 (1-0)	3 (3-0)
Frank Jackson	1 (1-0)	1 (1-0)
Chase Jeter	1 (1-0)	1 (1-0)

<b>3+ Three-Point FG Games</b>		
Grayson Allen	12 (12-0)	29 (23-6)
Matt Jones	7 (5-3)	25 (21-4)
Luke Kennard	12 (10-2)	20 (15-5)
Frank Jackson	4 (3-1)	4 (3-1)
Jayson Tatum	4 (2-2)	4 (2-2)

<b>Scoring Leaders</b>		
Grayson Allen	9 (8-1)	31 (25-6)
Luke Kennard	16 (9-7)	20 (11-9)
Jayson Tatum	8 (8-0)	8 (8-0)
Frank Jackson	6 (5-1)	6 (5-1)
Matt Jones	0 (0-0)	3 (2-1)
Amile Jefferson	0 (0-0)	2 (1-1)

<b>Rebounding Leaders</b>		
Amile Jefferson	16 (14-2)	43 (39-4)
Jayson Tatum	11 (9-2)	11 (9-2)
Grayson Allen	3 (2-1)	6 (5-1)
Luke Kennard	3 (2-1)	5 (2-3)
Harry Giles	3 (2-1)	3 (2-1)
Frank Jackson	2 (0-2)	2 (0-2)
Chase Jeter	1 (0-1)	1 (0-1)
Antonio Vrankovic	1 (1-0)	1 (1-0)

<b>Assists Leaders</b>		
Grayson Allen	16 (14-2)	38 (30-8)
Matt Jones	6 (5-1)	12 (9-3)
Luke Kennard	7 (4-3)	11 (5-6)
Amile Jefferson	5 (3-2)	10 (8-2)
Jayson Tatum	6 (5-1)	6 (5-1)
Frank Jackson	4 (2-2)	4 (2-2)
Chase Jeter	0 (0-0)	1 (1-0)

Record in such games in ( )

## STREAKS

Overall	Won 5
Unranked teams anywhere	Won 2
Ranked teams anywhere	Won 3
Home	Won 5
Home ACC	Won 5
Home non-conference	Won 132
Home unranked non-conference	Won 124
Home ranked teams	Won 2
Home unranked teams	Won 3
Road	Lost 3
Road ACC	Lost 3
Road ranked teams	Lost 1
Road unranked teams	Lost 2
Neutral	Won 10
Neutral ranked teams	Won 5
Neutral unranked teams	Won 7

## Consecutive Made Free Throws (active streak)

Matt Jones	5
Jayson Tatum	4
Harry Giles	3
Grayson Allen	2
Marques Bolden	2
Amile Jefferson	2
Sean Obi	2
Jack White	2
Javin DeLaurier	1

## Consecutive Games with a Three-Point Field Goal

Luke Kennard	39
Frank Jackson	8
Grayson Allen	4
Matt Jones	2
Jayson Tatum	1

Games Played	2016-17	Career
Amile Jefferson	34 (28-6)	149 (124-25)
Matt Jones	36 (28-8)	142 (113-29)
Grayson Allen	33 (27-6)	104 (84-20)
Luke Kennard	36 (28-8)	72 (53-19)
Chase Jeter	16 (12-4)	48 (34-14)
Frank Jackson	35 (27-8)	35 (27-8)
Nick Pagliuca	5 (5-0)	29 (28-1)
Jayson Tatum	28 (21-7)	28 (21-7)
Harry Giles	25 (18-7)	25 (18-7)
Marques Bolden	24 (18-6)	24 (18-6)
Antonio Vrankovic	12 (12-0)	17 (17-0)
Javin DeLaurier	11 (8-3)	11 (8-3)
Sean Obi	0 (0-0)	10 (7-3)
Jack White	10 (9-1)	10 (9-1)
Justin Robinson	6 (6-0)	6 (6-0)
Brennan Besser	1 (1-0)	2 (2-0)

## Starts

	Consecutive	Career
Amile Jefferson	43 (36-7)	102 (85-17)
Matt Jones	13 (10-3)	85 (65-20)
Grayson Allen	0	60 (45-15)
Luke Kennard	16 (13-3)	46 (33-13)
Jayson Tatum	25 (18-7)	26 (19-7)
Frank Jackson	7 (6-1)	15 (12-3)
Harry Giles	0	6 (3-3)
Chase Jeter	0	6 (5-1)
Marques Bolden	0	1 (0-1)

Record in such games in ( )

## NOTHING EASY OUTSIDE THE ARC

• Duke's perimeter defense has been stifling in 2016-17, holding teams to a .292 mark from three-point range that ranks third nationally and first among major-conference teams.

- The Blue Devils are allowing opponents to make an average of only 5.0 three-pointers per game.
- Duke has outscored teams by 363 points (903-540), an average of 10.1 points per game, from three-point territory.

## 3FG Percentage Defense, Major Conference Teams - 2016-17

Rk	Team	Opp. 3FG%
1.	Duke	29.2
2.	South Carolina	29.7
3.	Kentucky	30.5
4.	Minnesota	30.9
5.	Florida	31.0
6.	Villanova	31.1
7.	Arizona	31.1
8.	Oregon	31.4
9.	Mississippi State	31.5
10.	Virginia	31.5

through March 17

## 1,000-POINT CLUB MEMBERS

• **Grayson Allen** (1,404) was joined in Duke's 1,000-point club by **Luke Kennard** (1,136) on Feb. 25 and **Amile Jefferson** (1,065) on Feb. 28.

• This season marks the 31st time in program history that Duke has had at least two active 1,000-point scorers (first since 2013).

• It also marks the 14th time Duke has had three active 1,000-point scorers (first since 2010).

## CASHING IN OFF TURNOVERS

• Duke is forcing teams into an average of 12.1 turnovers per game this season and converting them into an average of 14.7 points.

• The Blue Devils have an average margin of +2.7 points per game off of turnovers.

• Duke is 16-1 (.941) this season when it turns the ball over less than its opponent.

## LETHAL SCORING DUOS

• Duke's lineup features two of the top four scoring duos in the ACC this season, as **Luke Kennard** (19.8) combines with **Jayson Tatum** (16.9) for 36.7 points per game and with **Grayson Allen** (14.3) for 34.1 points per contest.

• Kennard and Tatum have teamed up to shoot .475 from the floor, .403 from outside the arc and .851 from the free throw line. They have combined for 26 games of at least 20 points and have either led Duke in scoring or shared the team lead on a combined 24 occasions.

• Kennard and Allen have combined to shoot .452 from the field, .403 from long range and .828 from the stripe.

## ACC Scoring Duos, 2016-17

1.	Jamel Artis/Michael Young (Pittsburgh)	37.8
2.	Luke Kennard/Jayson Tatum (Duke)	36.7
3.	John Collins/Bryant Crawford (Wake Forest)	35.4
4.	Luke Kennard/Grayson Allen (Duke)	34.1
5.	Jerome Robinson/Ky Bowman (Boston College)	33.0

through March 17

## READY TO PLAY FROM THE JUMP

• Duke has held a lead at the half in 22 games this season, outscoring opponents by an average of 5.8 points (1,383-1,175) in the opening period.

• The Blue Devils have held 14 teams to less than 30 opening-half points, most recently Florida State (23 on .357 shooting) on Feb. 28.

## CONVERTING AT THE LINE

• Duke is shooting .756 from the free throw line as a team this season, which is trending just shy of the fifth-best single-season percentage in program history (.761 in 2005-06).

• The Blue Devils' current free throw percentage stands as the team's best since shooting .759 as a unit in 2000-10.

## SHARING THE BALL

• In 14 games with **Grayson Allen** in the primary point guard role, Duke is averaging 14.7 assists with a 1.25 assist-to-turnover ratio.

• In 22 games without him at that spot, Duke is averaging 12.1 assists with a 1.12 assist-to-turnover ratio.

• Duke is 14-2 (.875) this season and 30-8 (.789) in his career when Allen leads the team in assists.

## WINS THIS DECADE

• Duke has the fifth-best winning percentage (.812) in the NCAA since the start of the 2009-10 season.

• Duke has won 238 games this decade, third-most in the NCAA in that timeframe.

## Winning Pct. Since the Start of the 2009-10 Season - NCAA

Rk	Team	Wins	Losses	PCT
1.	Kansas	245	47	.839
2.	Gonzaga	237	46	.837
3.	Kentucky	247	52	.826
4.	Wichita State	232	53	.814
5.	Duke	238	55	.812
6.	Arizona	218	65	.770
7.	Louisville	217	69	.759
8.	San Diego State	213	69	.755
9.	Stephen F. Austin	195	66	.747
10.	Wisconsin	212	74	.741

through March 17

## Wins Since the Start of the 2009-10 Season - NCAA

Rk	Team	Wins
1.	Kentucky	247
2.	Kansas	245
3.	Duke	238
4.	Gonzaga	237
5.	Wichita State	232
6.	Arizona	218
7.	Louisville	217
	North Carolina	217
9.	San Diego State	213
10.	Wisconsin	212

through March 17

## AP POLL MAINSTAY

- Duke's streak of 167 consecutive weeks ranked in the AP poll came to an end on Feb. 1, 2016.
- Duke's most recent streak was the second-longest stretch in program history and the fifth-longest consecutive weeks-ranked streak in NCAA history.
- After reentering the AP poll on Feb. 15, 2016, the Blue Devils have been ranked in 391 of the last 394 AP polls.

### Consecutive Weeks in AP Top 25 Rankings - All-Time

1. UCLA	221 (1966-80)
2. Duke	200 (1996-07)
3. North Carolina	172 (1999-00)
4. North Carolina	171 (1972-82)
5. Duke	167 (2007-16)
6. Marquette	166 (1969-79)
7. Kentucky	164 (1990-99)
8. Kansas	161 (2008-present)
9. Kansas	145 (1991-99)
10. Duke	143 (1986-95)

as of March 13, 2017

## ACC DOMINANCE

- Duke has won 268 league games and eight regular season ACC championships since 1997.
- The Blue Devils have also been outstanding in ACC Tournament play with 11 tournament crowns in the past 21 seasons.

### ACC Composite Regular Season Standings - 1997-Present

Team	W	L	Pct.
Duke	268	78	.775
North Carolina	235	111	.679
Louisville	36	18	.667
Notre Dame	43	29	.597
Syracuse	42	30	.583
Virginia	170	176	.491
Miami	105	111	.486
Florida State	157	189	.454
Wake Forest	152	194	.439
Pittsburgh	31	41	.431
NC State	145	201	.419
Clemson	142	204	.410
Virginia Tech	89	129	.408
Georgia Tech	127	219	.367
Boston College	70	132	.347

through March 17

### ACC Tournament Records - 1997-Present

Team	W	L	Pct.
Duke	44	10	.815
Notre Dame	6	3	.667
North Carolina	33	16	.673
NC State	26	21	.553
Miami	13	12	.530
Pittsburgh	4	4	.500
Florida State	16	20	.444
Virginia Tech	9	13	.409
Boston College	8	12	.400
Virginia	11	20	.355
Georgia Tech	11	21	.344
Wake Forest	9	20	.310
Clemson	7	21	.250
Syracuse	0	3	.000
Louisville	0	2	.000

through March 17

## CAMERON INDOOR STADIUM

- Duke has posted an 862-158 (.845) record at Cameron Indoor Stadium, including a 504-63 (.889) mark under Coach K.
- The Blue Devils have 18 undefeated home seasons, including 11 under Coach K.
- Duke has won 263 of its past 266 non-conference games at home.

## HOME COURT ADVANTAGE

Duke is 125-8 (.940) at Cameron Indoor Stadium this decade (since the 2009-10 season), the third-best home winning percentage in the NCAA over that stretch.

### NCAA • Home Winning Percentages • Since 2009-10

School	W-L	Pct.
1. Kansas	125-4	.969
2. Kentucky	134-6	.957
3. Duke	125-8	.940
4. Wichita State	123-10	.925
5. Gonzaga	113-11	.911
6. Stephen F. Austin	109-11	.908
7. Arizona	122-13	.904
8. VCU	114-14	.891
9. San Diego State	116-15	.885
10. Notre Dame	126-18	.875
Saint Mary's	126-18	.875

through March 17

## NON-CON HOME WIN STREAK

- Duke has won an NCAA-best 132 consecutive non-conference home games. Duke's last home loss against a non-conference foe was an 83-82 decision against St. John's on Feb. 26, 2000.
- Duke has also won 124 straight games at Cameron against unranked non-conference opponents (also dating back to the 83-82 loss to St. John's on Feb. 26, 2000).

### NCAA • Non-Conference Home Win Streaks

Rk	Team	No	Next Game
1.	Duke	132	Next season
2.	Baylor	42	Next season
3.	Arizona	40	Next season
4.	Butler	35	Next season
5.	Villanova	30	Next season

through March 17

## DUKE ON THE ROAD

- Duke is 493-207 (.704) outside of Cameron Indoor Stadium under Coach K, including a 312-107 (.745) mark since the 1996-97 season.
- The Blue Devils are 256-74 (.776) in neutral settings and 237-133 (.642) in road games under Krzyzewski.
- In ACC regular season play, Duke is 171-112 (.606) away from home under Coach K. The Blue Devils are 115-58 (.665) in ACC road games since the 1996-97 season.
- Mike Krzyzewski has won an ACC-record 171 conference road games. Coach K has also won 15 road games against AP top-five teams, the most in the history of the AP poll.

### AP Top-Five Road Wins, All-Time

	Coach	Schools	Wins
1.	Mike Krzyzewski	Duke	15
2.	Dean Smith	North Carolina	14
3.	Gary Williams	Maryland	8
4.	Jim Boeheim	Syracuse	6
	Rick Barnes	PC/Clemson/Texas	6
	Digger Phelps	Notre Dame	6

through March 17

## DUKE VS. RANKED OPPONENTS

- Duke is 217-142 (.604) vs. ranked teams under Coach K with a 136-69 (.663) mark since the 1996-97 season.
- Duke is 78-44 (.639) against ranked ACC teams and 58-25 (.699) vs. ranked non-league foes since the 1996-97 season.
- Duke has won 45 of its past 70 games when both teams have been ranked in the top 10. The Blue Devils are 77-55 (.583) overall under Coach K when both teams are ranked in the top 10.
- Duke is 27-14 under Coach K when both teams are ranked in the top five.

## DUKE VS. UNRANKED OPPONENTS

- Under Mike Krzyzewski, Duke is 782-128 (.859) vs. unranked competition, including a 487-60 (.890) record since the 1996-97 season.
- Duke is 233-43 (.844) vs. unranked ACC teams and 254-17 (.937) vs. unranked non-conference opponents since the 1996-97 season.
- Since 1996-97, the Blue Devils are 256-19 (.931) at home vs. unranked foes and 231-41 (.849) on the road or at neutral sites.

## THREE-POINT STREAK

- Duke has connected on at least one three-pointer in 983 consecutive games, the fourth-longest streak in the nation.

### Consecutive Games with a 3PT FG

Rk	Team	Games
1.	UNLV	1,003
2.	Kentucky	997
3.	Vanderbilt	996
4.	Duke	983
5.	Western Kentucky	929

through March 17

## SELLOUT STREAK

- Duke has sold out 422 consecutive games at Cameron Indoor Stadium. The last time Duke did not have a sellout at home was on Nov. 16, 1990, against Boston College.
- The Blue Devils continue to be one of the nation's most popular draws, playing in front of sellout crowds in 480 of their past 593 games.

## MCDONALD'S ALL-AMERICANS

- With 2016 McDonald's All-Americans **Marques Bolden**, **Frank Jackson** and **Jayson Tatum** arriving on campus, Duke will have eight McDonald's All-Americans on its roster in 2016-17.
- Duke has now had seven or more McDonald's All-America selections on its roster 12 times under head coach **Mike Krzyzewski**
- Duke's eight active McDonald's All-Americans leads the nation heading into the 2016-17 season.

### Duke Rosters with 7+ McDonald's All-America Selections

Year	No	NCAA	ACC	Record
1988-89	7	Final Four	Finals	28-8
1989-90	7	Runner-up	QF	29-9
1997-98	8	Elite Eight	Finals	32-4
1998-99	7	Runner-up	Champion	37-2
2000-01	7	Champion	Champion	35-4
2002-03	7	Sweet 16	Champion	26-7
2003-04	7	Final Four	Finals	31-6
2007-08	8	2nd Round	Semifinals	28-6
2008-09	7	Sweet 16	Champion	30-7
2014-15	9	Champion	Semifinals	35-4
2015-16	7	Sweet 16	QF	25-11
2016-17	8	-	-	-

### Active McDonald's All-Americans, 2016-17 Season

School	All-Americans
1. Duke	8
2. North Carolina	6
3. Kentucky	5
4. Kansas	4
UCLA	4

## INTERNATIONAL EXPERIENCE

- Duke has a total of seven players on its 2016-17 roster who have international basketball experience, including six who have played in the USA Basketball system.
- **Harry Giles** and **Jayson Tatum** have both won three gold medals representing the U.S. in international competition, while **Chase Jeter** and **Luke Kennard** have one gold medal apiece.
- **Marques Bolden** and **Frank Jackson** made their USA Basketball debuts in 2016, helping the U.S. win the 2016 Nike Hoop Summit.
- **Jack White** has represented Australia at three international competitions since 2013.

## GOING OUT WITH GOLD

- **Mike Krzyzewski** finished his tenure as U.S. National Team head coach with a flourish on Aug. 21, 2016, as the USA defeated Serbia for the gold medal at the Rio Olympics.
- With the win, Coach K became first coach - man or woman - to lead a country to three Olympic basketball gold medals (and did so consecutively).
- Coach K was 24-0 in the Olympics as head coach of the U.S. National Team. He was part of five Olympic gold medal-winning coaching staffs for the U.S., helping his country compile a 40-0 record in those tournaments.
- Krzyzewski concluded his tenure as U.S. National Team head coach with an 88-1 record, finishing it off with a National Team-record 76-game winning streak intact. He led the team to six gold medals and one bronze.

## RACKING UP MAJOR TITLES

- Duke head coach **Mike Krzyzewski** has won five NCAA titles, three Olympic gold medals and two FIBA World Cup/World Championship crowns for a total of 10 major championships.
- Coach K's 10 titles tie him for the second-most major championships all-time (NBA titles, NCAA titles, Olympic gold medals, FIBA World Cup titles).

### Total Major Championships, Head Coaches

Rk	Coach	Titles
1.	Phil Jackson	11 (all NBA)
2.	<b>Mike Krzyzewski</b>	10 (5 NCAA, 3 OLY, 2 WC)
	John Wooden	10 (all NCAA)
4.	Red Auerbach	9 (all NBA)
5.	John Kundla	5 (all NBA)
	Gregg Popovich	5 (all NBA)
	Pat Riley	5 (all NBA)

## WELCOME TO THE BROTHERHOOD

- Duke signed three student-athletes to National Letters of Intent during the 2016 early signing period: **Wendell Carter Jr.**, **Alex O'Connell** and **Gary Trent Jr.**
- The trio stands at No. 3 on the ESPN RecruitingNation Class Rankings.
- Carter is rated as the No. 3 prospect in the class by ESPN and owns a pair of gold medals with USA Basketball.
- O'Connell is ranked as the No. 88 prospect in the class by ESPN. His father, David, played at Duke from 1973-76.
- Trent is rated as the No. 8 player in the class by ESPN and also owns two gold medals with USA Basketball. He was named MVP of the 2015 FIBA Americas U16 Championship.

## CAREER RECORDS WATCH

### Points

Rk	Player, Years	PTS
30.	Carlos Boozer, 2000-02	1,506
31.	Vince Taylor, 1979-82	1,455
	Chris Carrawell, 1996-00	1,455
33.	Mike Lewis, 1966-68	1,417
34.	<b>Grayson Allen, 2015-present</b>	<b>1,404</b>
35.	Phil Henderson, 1987-90	1,397
36.	Seth Curry, 2011-13	1,394

47.	Greg Paulus, 2006-09	1,193
48.	Tommy Amaker, 1984-87	1,168
49.	Carroll Youngkin, 1959-61	1,154
50.	Chris Redding, 1972-74	1,141
51.	Bob Fleischer, 1973-75	1,139
52.	Alaa Abdelnaby, 1987-90	1,137
53.	<b>Luke Kennard, 2016-present</b>	<b>1,136</b>
54.	Willie Hodge, 1973-76	1,117
55.	Nate James, 1997-01	1,116
56.	Howard Hurt, 1959-61	1,095
	Kevin Strickland, 1985-88	1,095
58.	Chris Collins, 1993-96	1,091
59.	<b>Amile Jefferson, 2013-present</b>	<b>1,065</b>
60.	Jay Bilas, 1983-86	1,062
61.	Kenny Dennard, 1978-81	1,057

### Rebounds

Rk	Player, Years	REB
10.	Ronnie Mayer, 1953-56	954
11.	<b>Amile Jefferson, 2013-present</b>	<b>929</b>
12.	Bernie Janicki, 1952-54	923
13.	Shane Battier, 1998-01	887

## Offensive Rebounds

Rk	Player, Years	OREB
1.	Shelden Williams, 2003-06	447
2.	Christian Laettner, 1989-92	374
3.	Kyle Singler, 2008-11	360
4.	<b>Amile Jefferson, 2013-present</b>	<b>356</b>
5.	Shane Battier, 1998-01	338

## Blocked Shots

Rk	Player, Years	BLK
6.	Christian Laettner, 1989-92	145
7.	Grant Hill, 1991-94	133
8.	<b>Amile Jefferson, 2013-present</b>	<b>132</b>
9.	Shavlik Randolph, 2003-05	129
10.	Josh McRoberts, 2005-07	128

## Games Played

Rk	Player, Years	GP
1.	<b>Amile Jefferson, 2013-present</b>	<b>149</b>
2.	Christian Laettner, 1989-92	148
	Kyle Singler, 2008-11	148
4.	Greg Koubek, 1988-91	147
5.	Shane Battier, 1998-01	146
6.	Chris Duhon, 2001-04	144
	Jon Scheyer, 2007-10	144
8.	Danny Ferry, 1986-89	143
	Nolan Smith, 2008-11	143
	Quinn Cook, 2012-15	143
NR.	<b>Matt Jones, 2014-17</b>	<b>142</b>

## SEASON RECORDS WATCH

### Points

Rk	Player, Year	PTS
12.	Jeff Mullins, 1964	750
13.	Art Heyman, 1963	747
14.	Jason Williams, 2002	746
15.	Jon Scheyer, 2010	728
16.	J.J. Redick, 2005	721
17.	<b>Luke Kennard, 2017</b>	<b>711</b>
18.	Jim Spanarkel, 1978	708
19.	Kyle Singler, 2010	707

### Three-Point Field Goals

Rk	Player, Year	3FG
8.	J.J. Redick, 2004	102
	Quinn Cook, 2015	102
9.	J.J. Redick, 2003	95
	Seth Curry, 2013	95
NR.	<b>Luke Kennard, 2017</b>	<b>87</b>

## Blocked Shots

Rk	Player, Year	BLK
13.	Cherokee Parks, 1993	64
14.	Mason Plumlee, 2011	62
15.	Shavlik Randolph, 2004	61
16.	Marshall Plumlee, 2016	59
	<b>Amile Jefferson, 2017</b>	<b>59</b>
18.	Cherokee Parks, 1995	55
	Mason Plumlee, 2012	55

## Steals

Rk	Player, Year	STL
18.	Bobby Hurley, 1990	67
19.	Shane Battier, 1999	65
	Daniel Ewing, 2005	65
	Jon Scheyer, 2010	65
NR.	<b>Matt Jones, 2017</b>	<b>61</b>

## Minutes Played

Rk	Player, Year	MIN
8.	Johnny Dawkins, 1986	1,324
9.	Tyus Jones, 2015	1,322
10.	<b>Grayson Allen, 2016</b>	<b>1,317</b>
NR.	<b>Luke Kennard, 2017</b>	<b>1,286</b>

**Double-Figure Scoring Games**

<i>Rk</i>	<i>Player, Year</i>	<i>GMS</i>
6.	Shane Battier, 2001	36
	Jason Williams, 2001	36
	Nolan Smith, 2010	36
	Kyle Singler, 2010	36
<b>NR.</b>	<b>Luke Kennard, 2017</b>	<b>34</b>

**FRESHMAN RECORDS WATCH****Points**

<i>Rk</i>	<i>Player, Year</i>	<i>PTS</i>
7.	Johnny Dawkins, 1983	506
8.	J.J. Redick, 2003	495
9.	Jason Williams, 2000	492
	Justise Winslow, 2015	492
<b>NR.</b>	<b>Jayson Tatum, 2017</b>	<b>473</b>

**Scoring Average**

<i>Rk</i>	<i>Player, Year</i>	<i>PPG</i>
1.	Jabari Parker, 2014	19.1
2.	Johnny Dawkins, 1983	18.1
3.	Jahlil Okafor, 2015	17.3
	Brandon Ingram, 2016	17.3
5.	Gene Banks, 1978	17.1
<b>6.</b>	<b>Jayson Tatum, 2017</b>	<b>16.9</b>
7.	Austin Rivers, 2012	15.5

**Three-Point Field Goals**

<i>Rk</i>	<i>Player, Year</i>	<i>3FG</i>
<b>7.</b>	<b>Luke Kennard, 2016</b>	<b>55</b>
8.	Kyle Singler, 2008	51
9.	Rasheed Sulaimon, 2013	49
	Frank Jackson, 2017	49

**Free Throws Made**

<i>Rk</i>	<i>Player, Year</i>	<i>FTM</i>
1.	Jabari Parker, 2014	160
2.	Tyus Jones, 2015	144
3.	Austin Rivers, 2012	121
<b>4.</b>	<b>Jayson Tatum, 2017</b>	<b>117</b>
5.	Brandon Ingram, 2016	116

**Free Throw Percentage**

<i>Rk</i>	<i>Player, Year</i>	<i>FT PCT</i>
1.	J.J. Redick, 2003	.919
2.	Kyrie Irving, 2010	.901
3.	Tyus Jones, 2015	.889
	Luke Kennard, 2016	.889
<b>5.</b>	<b>Jayson Tatum, 2017</b>	<b>.854</b>
6.	Jon Scheyer, 2007	.846

**Rebound Average**

<i>Rk</i>	<i>Player, Year</i>	<i>RPG</i>
1.	Mike Gminski, 1977	10.7
2.	Jabari Parker, 2014	8.7
3.	Gene Banks, 1978	8.6
4.	Jahlil Okafor, 2015	8.5
<b>5.</b>	<b>Jayson Tatum, 2017</b>	<b>7.5</b>
6.	Elton Brand, 1998	7.3
7.	Luol Deng, 2004	6.9

**Rebounds**

<i>Rk</i>	<i>Player, Year</i>	<i>REB</i>
8.	Shane Battier, 1998	230
9.	Danny Ferry, 1986	221
10.	Kenny Dennard, 1978	215
<b>NR.</b>	<b>Jayson Tatum, 2017</b>	<b>210</b>

**Blocked Shots**

<i>Rk</i>	<i>Player, Year</i>	<i>BLK</i>
8.	Luol Deng, 2004	39
9.	Cherokee Parks, 1992	35
10.	Justise Winslow, 2015	34
<b>NR.</b>	<b>Jayson Tatum, 2017</b>	<b>33</b>

**Double-Figure Scoring Games**

<i>Rk</i>	<i>Player, Year</i>	<i>GMS</i>
9.	Johnny Dawkins, 1983	37
10.	Grant Hill, 1991	26
<b>NR.</b>	<b>Jayson Tatum, 2017</b>	<b>25</b>

**20-Point Games**

<i>Rk</i>	<i>Player, Year</i>	<i>20 PT GM</i>
8.	Carlos Boozer, 2000	8
	Luol Deng, 2004	8
<b>10.</b>	<b>Luke Kennard, 2016</b>	<b>7</b>
	Jayson Tatum, 2017	7

## DUKE IN THE NCAA TOURNAMENT

NCAA Tournament Appearances	41
National Championships	5
Championship Game Appearances	11
Final Four Appearances	16
Elite Eight Appearances	20
Sweet 16 Appearances	25
Times Advanced in NCAA Tournament	33
Overall NCAA Tournament Record	108-35 (.755)
As an at-large bid	44-18 (.710)
As an automatic bid	64-17 (.790)
NCAA Record under Krzyzewski	91-27 (.771)

### As a Participant (includes Final Four games)

Out of East Region	55-14 (.797)
Out of South Region*	25-6 (.806)
Out of Southeast Region	6-3 (.667)
Out of Mideast Region	2-1 (.667)
Out of Midwest Region	13-5 (.722)
Out of West Region	7-6 (.538)

\* - will consider the 2004/2006 Atlanta Region and the 2005 Austin Region the South Region

### By Decade

1950-59	0-1 (.000)
1960-69	11-4 (.733)
1970-79	4-2 (.667)
1980-89	18-7 (.720)
1990-99	32-7 (.821)
2000-09	23-9 (.719)
2010-p	20-5 (.800)

### NCAA Appearances (41)

1955, 1960, 1963, 1964, 1966, 1978, 1979, 1980, 1984, 1985, 1986, 1987, 1988, 1989, 1990, 1991, 1992, 1993, 1994, 1996, 1997, 1998, 1999, 2000, 2001, 2002, 2003, 2004, 2005, 2006, 2007, 2008, 2009, 2010, 2011, 2012, 2013, 2014, 2015, 2016, 2017

### NCAA Titles (5)

1991, 1992, 2001, 2010, 2015

### Title Game Appearances (11)

1964, 1978, 1986, 1990, 1991, 1992, 1994, 1999, 2001, 2010, 2015

### Final Four Appearances (16)

1963, 1964, 1966, 1978, 1986, 1988, 1989, 1990, 1991, 1992, 1994, 1999, 2001, 2004, 2010, 2015

### Regional Championships (16)

1963 (East), 1964 (East), 1966 (East), 1978 (East), 1986 (East), 1988 (East), 1989 (East), 1990 (East), 1991 (Midwest), 1992 (East), 1994 (Southeast), 1999 (East), 2001 (East), 2004 (Atlanta/South), 2010 (South), 2015 (South)

### Elite Eight Appearances (20)

1960, 1963, 1964, 1966, 1978, 1980, 1986, 1988, 1989, 1990, 1991, 1992, 1994, 1998, 1999, 2001, 2004, 2010, 2013, 2015  
*Elite Eight Records begin in 1951, the first year that all teams in the tournament would be required to win at least one game to advance to the Elite Eight.*

### Sweet 16 Appearances (25)

1978, 1980, 1986, 1987, 1988, 1989, 1990, 1991, 1992, 1994, 1998, 1999, 2000, 2001, 2002, 2003, 2004, 2005, 2006, 2009, 2010, 2011, 2013, 2015, 2016

*Sweet 16 Records begin in 1975, the first year that all teams in the tournament would be required to win at least one game to advance to the Sweet 16.*

*Duke was also among the final 16 teams remaining in the NCAA Tournament field in 1955, 1960, 1963, 1964 and 1966.*

## K LEADS THE WAY

• Duke head coach **Mike Krzyzewski** has won a record 91 NCAA Tournament games. Contextually, only one other active coach (Roy Williams) has coached in 90 NCAA Tournament contests.

• Dean Smith is the only coach other than Krzyzewski and Williams to coach in at least 90 NCAA Tournament games.

• Krzyzewski has coached in a record 118 NCAA Tournament games, 24 more than the second-place Smith.

## DUKE IN THE NCAA TOURNAMENT

• Duke has had longstanding success in the NCAA Tournament, ranking in the top 10 all-time in NCAA Tournament appearances, games played and wins.

• Duke is making its 22nd consecutive NCAA Tournament appearance in 2017. The Blue Devils have played in 33 of the past 34 NCAA Tournaments under head coach **Mike Krzyzewski** and 41 times overall.

• Duke is 108-35 (.755) all-time in the NCAA Tournament, which ranks first among programs in winning percentage and third in wins.

• Duke has received a No. 1 or No. 2 seed in 17 of the past 21 seasons and 11 of the past 14 seasons.

• Since 1985, Duke has been a top-three seed 28 times, four more than the next-closest school (Kansas, 24).

• Duke has advanced to the Final Four 15 times, tied for third-most in NCAA history.

### All-Time NCAA Tournament Appearances

1. Kentucky*	56
2. North Carolina	48
3. Kansas	46
UCLA*	46
5. Louisville	42
6. Duke	41
7. Indiana	39
8. Syracuse	38
9. Notre Dame	36
Villanova	36

through 2017

\* does not include vacated years

### Current Consecutive NCAA Tournament Appearances

1. Kansas	28
2. Duke	22
3. Michigan State	20
4. Gonzaga	19
Wisconsin	19

### NCAA Tournament Games

1. Kentucky*	171
2. North Carolina	163
3. Kansas	145
4. Duke	143
5. UCLA*	138
6. Louisville	118
7. Syracuse	103
8. Indiana	100
9. Michigan State	93
10. Connecticut	86

through March 17

### NCAA Tournament Wins

1. Kentucky*	122
2. North Carolina	118
3. Duke	108
4. Kansas	101
5. UCLA*	100
6. Louisville	76
7. Indiana	66
8. Syracuse	65
8. Michigan State	64
10. Connecticut*	57

through March 17

### NCAA Tournament Winning Percentage

1. Duke	.755 (108-35)
2. North Carolina	.728 (118-44)
3. Florida	.727 (40-15)
4. UCLA*	.725 (100-38)
5. Kentucky*	.713 (122-49)
6. Kansas	.697 (101-44)
7. Michigan State	.688 (64-29)
8. Michigan*	.676 (46-22)
9. Connecticut*	.663 (57-29)
10. Indiana	.660 (66-34)

through March 17

### NCAA Sweet 16 Appearances

1. North Carolina	27
2. Duke	25
3. Kentucky*	24
4. Louisville	21
5. Kansas	21
6. Syracuse	19
7. UCLA*	18
8. Arizona	17
Indiana	17
Michigan State	17

through March 17

*Sweet 16 Records begin in 1975, the first year that all teams in the tournament would be required to win at least one game to advance to the Sweet 16. Duke was also among the final 16 teams remaining in the NCAA Tournament field in 1955, 1960, 1963, 1964 and 1966.*

### NCAA Sweet 16 Appearances - Since 1998

1. Duke	15
2. Michigan State	13
3. Kansas	11
Kentucky	11
5. Arizona	10
North Carolina	10
7. Connecticut	9
Syracuse	9
UCLA	9
Wisconsin	9

through March 17

### NCAA Sweet 16 Appearances by Coach

1. ^ Mike Krzyzewski (Duke)	23
2. ^ Jim Boeheim (Syracuse)	18
3. ^ Roy Williams (Kansas, North Carolina)	17
4. Dean Smith (North Carolina)	16
5. Bob Knight (Indiana, Texas Tech)	14
6. ^ Rick Pitino (Providence, Kentucky, Louisville)	13
^ Tom Izzo (Michigan State)	13
Jim Calhoun (Connecticut)	13
Denny Crum (Louisville)	13
10. Lute Olson (Iowa, Arizona)	12
^ John Calipari (UMass, Memphis, Kentucky)	12
Eddie Sutton (Ark., Kentucky, Ok. State)	12

^ active coach

through March 17



#### NCAA Sweet 16 Appearances by Coach - Since 1998

1. ^ Mike Krzyzewski (Duke)	15
2. ^ Tom Izzo (Michigan State)	13
3. ^ Roy Williams (Kansas, North Carolina)	11
^ Bill Self (Tulsa, Illinois, Kansas)	11
5. ^ Jim Boeheim (Syracuse)	9
^ John Calipari (Memphis, Kentucky)	9
7. Billy Donovan (Florida)	8
Jim Calhoun (Connecticut)	8
9. ^ Rick Pitino (Louisville)	7
10. ^ Thad Matta (Ohio State)	6
Bo Ryan (Wisconsin)	6
^ Sean Miller (Arizona)	6

through March 17

^ active coach

#### NCAA Elite Eight Appearances

1. Kentucky	32
2. North Carolina	25
3. Duke	20
Kansas	20
UCLA*	20

through March 17

Elite Eight Records begin in 1951, the first year that all teams in the tournament would be required to win at least one game to advance to the Elite Eight.

#### NCAA Elite Eight Appearances - Since 1998

1. Kentucky	9
Michigan State	9
North Carolina	9
4. Connecticut	8
Kansas	8
6. Duke	7
Florida	7
Arizona	7
9. Louisville	6
10. Ohio State	4
Syracuse	4

through March 17

#### NCAA Elite Eight Appearances by Active Coach

1. Mike Krzyzewski (Duke)	14
2. Roy Williams (Kansas, North Carolina)	12
3. Rick Pitino (Providence, Kentucky, Louisville)	11
4. John Calipari (UMass, Memphis, Kentucky)	10
5. Tom Izzo (Michigan State)	9

through March 17

#### NCAA Final Four Appearances

1. North Carolina	19
2. UCLA*	17
Kentucky*	17
4. Duke	16
5. Kansas	14
6. Ohio State	11
7. Louisville	10
8. Michigan State	9
9. Indiana	8
10. Arkansas	6
Cincinnati	6
Oklahoma State	6

through March 17

#### NCAA Final Four Appearances - Since 1998

1. Michigan State	7
2. North Carolina	6
3. Duke	5
Connecticut	5
Kentucky	5
6. Florida	4
Kansas	4
8. Louisville	3
Ohio State	3
UCLA	3

through March 17

#### NCAA Final Four Appearances by Coach

1. ^ Mike Krzyzewski (Duke)	12
John Wooden (UCLA)	12
3. Dean Smith (North Carolina)	11
4. ^ Roy Williams (Kansas, North Carolina)	8
5. ^ Tom Izzo (Michigan State)	7
^ Rick Pitino (Providence, Kentucky, Louisville)	7
7. Denny Crum (Louisville)	6
Adolph Rupp (Kentucky)	6
9. Bob Knight (Indiana)	5
Guy Lewis (Houston)	5
Lute Olson (Iowa, Arizona)	5

^ active coach

through March 17

#### NCAA Final Four Wins by Coach

1. John Wooden (UCLA)	21
2. Mike Krzyzewski (Duke)	14
3. Adolph Rupp (Kentucky)	9
4. Dean Smith (North Carolina)	8
5. Bob Knight (Indiana)	7
Roy Williams (Kansas, North Carolina)	7

through March 17

#### NCAA Final Four Games by Coach

1. John Wooden (UCLA)	24
2. Mike Krzyzewski (Duke)	21
3. Dean Smith (North Carolina)	19
4. Roy Williams (Kansas, North Carolina)	13
5. Adolph Rupp (Kentucky)	11

through March 17

#### NCAA Championship Game Appearances

1. UCLA*	12
Kentucky	12
3. Duke	11
4. North Carolina	10
5. Kansas	9

\* does not include vacated years

through March 17

#### NCAA Championship Game Appearances by Coach

1. John Wooden (UCLA)	12
2. Mike Krzyzewski (Duke)	9
3. Dean Smith (North Carolina)	8

through March 17

#### NCAA Championship Game Appearances by Active Coach

1. Mike Krzyzewski (Duke)	9
2. Roy Williams (Kansas, North Carolina)	5
3. Jim Boeheim (Syracuse)	3
Rick Pitino (Kentucky, Louisville)	3

through March 17

#### NCAA Titles by Coach

1. John Wooden (UCLA)	10
2. Mike Krzyzewski (Duke)	5
3. Adolph Rupp (Kentucky)	4

through March 17

#### NCAA Titles by School

1. UCLA	11
2. Kentucky	8
3. Duke	5
North Carolina	5
Indiana	5

through March 17

#### NCAA TOURNEY WINS SINCE 2000

• Duke has 43 NCAA Tournament wins this millennium, tied for the most nationally in that timeframe.

• The Blue Devils' total is one more than the next-best ACC team - North Carolina (42) - since 2000.

• Duke's three national titles since 2000 are tied with Connecticut for the most nationally in that span.

#### NCAA Tournament Wins - Since 2000

1. Duke	43
Kansas	43
3. North Carolina	42
4. Michigan State	41
5. Kentucky	38
6. Florida	34
7. Connecticut	33
8. Wisconsin	32
9. Arizona	30
10. Syracuse	28

through March 17

#### TOP-THREE SEEDS THE NORM

• Duke was a No. 8 seed in the 1996 NCAA Tournament. In the 21 NCAA Tournaments since then, the Blue Devils have been a top-three seed 19 times overall and in nine of the last 10 years.

#### Duke NCAA Tournament Seed Breakdown since 1997

No. 1 seed: 11 times (last 2015)

No. 2 seed: 6 times (last 2017)

No. 3 seed: 2 times (last 2014)

No. 4 seed: 1 time (last 2016)

No. 6 seed: 1 time (last 2007)

#### COACH K IN THE NCAA TOURNEY

• Mike Krzyzewski has an NCAA-best 91 tournament victories to his credit. On the strength of a 63-55 win over Mississippi State on March 20, 2005, Coach K passed Dean Smith as the winningest coach in NCAA Tournament history.

• Coach K's .771 NCAA Tournament winning percentage (91-27) is the highest among all active coaches (minimum of 20 games).

• Krzyzewski has coached in more NCAA Tournament games (118) than any NCAA coach. He also holds the NCAA record with 33 tournament appearances, including each of the past 22 seasons at Duke.

#### Most NCAA Tournament Wins

1. ^ Mike Krzyzewski (Duke)	91
2. ^ Roy Williams (Kansas, North Carolina)	71
3. Dean Smith (North Carolina)	65
4. ^ Rick Pitino (BU, Providence, Kentucky, Louisville)	54
5. ^ Jim Boeheim (Syracuse)	53

through March 17

### Highest NCAA Tournament Winning Percentage

1.	John Wooden (UCLA)	.825 (47-10)
2.	<b>^ Mike Krzyzewski (Duke)</b>	<b>.771 (91-27)</b>
3.	^ Rick Pitino (BJ, Prov., Kentucky, Louisville)	.750 (54-18)
4.	^ Roy Williams (Kansas, North Carolina)	.747 (71-24)
5.	Billy Donovan (Florida)	.745 (35-12)
6.	^ John Calipari (UMass, Memphis, Kentucky)	.741 (40-14)
7.	^ Tom Izzo (Michigan State)	.723 (47-18)

minimum 20 games  
through March 17

### NCAA Tournament Games by Coach

1.	<b>^ Mike Krzyzewski (Duke)</b>	<b>118</b>
2.	^ Roy Williams (Kansas, North Carolina)	95
3.	Dean Smith (North Carolina)	92
4.	^ Jim Boeheim (Syracuse)	84
5.	Lute Olson (Iowa, Arizona)	73

^ active coach  
through March 17

### NCAA Tournament Appearances by Coach

1.	<b>^ Mike Krzyzewski (Duke)</b>	<b>33</b>
2.	^ Jim Boeheim (Syracuse)	32
3.	Bob Knight (Indiana, Texas Tech)	28
4.	Lute Olsen (Iowa, Arizona)	27
	Dean Smith (North Carolina)	27

^ active coach  
through 2017

### Consecutive NCAA Tournament Appearances by Coach

1.	Dean Smith (North Carolina - 1975-97)	23
2.	<b># Mike Krzyzewski (Duke - 1996-p.)</b>	<b>22</b>
3.	Roy Williams (Kansas, North Carolina - 1990-2009)	20
4.	# Tom Izzo (Michigan State - 1998-p.)	20
5.	# Bill Self (Tulsa, Illinois, Kansas - 1999-p.)	19

# active streak  
through 2017

### UNRIVALED LONGEVITY

- Mike Krzyzewski led Duke to its fifth NCAA championship in 2015, extending his own record for length of time between a coach's first and most recent national title to 25 years.
- Coach K and Connecticut's Jim Calhoun are the only coaches in NCAA history to win national championships in three decades: the 1990s, the 2000s and the 2010s.

### Most Seasons between

#### First and Most Recent NCAA Championships

1.	<b>Mike Krzyzewski, Duke</b>	<b>25 (1991-2015)</b>
2.	Branch McCracken, Indiana	14 (1940-1953)
3.	Jim Calhoun, Connecticut	13 (1999-2011)
4.	Bob Knight, Indiana	12 (1976-1987)
	Dean Smith, North Carolina	12 (1982-1993)
	John Wooden, UCLA	12 (1964-1975)

### DECADES OF TOURNAMENT SUCCESS

- Duke has ranked in the top 10 in NCAA Tournament winning percentage by decade in each decade of Mike Krzyzewski's tenure.
- Duke is the only team to rank in the top 10 in NCAA Tournament winning percentage in each decade since the start of the 1980s.

### NCAA Tournament Winning Pct. by Decade National Rank

Decade	Win Pct.	National Rank
1980-89	.720 (18-7)	T-7th
1990-99	.821 (32-7)	3rd
2000-09	.719 (23-9)	7th
2010-present	.800 (20-5)	3rd

through March 17

### DUKE NCAA TOURNAMENT SEED GRID

Opp.	1	2	3	4	5	6	7	8	9	10	11	12	13	14	15	16	Total
1	3-1	5-3	2-0	4-1	3-4	3-0	3-0	9-0	4-0	--	--	2-0	--	--	--	13-0	51-9
2	4-2	--	3-2	1-0	--	1-1	6-1	--	--	0-2	3-0	--	--	--	9-1	--	27-9
3	1-1	0-1	--	1-0	--	1-2	1-0	--	--	--	1-1	--	--	4-1	--	--	9-6
4	1-1	--	--	--	--	0-1	--	--	--	--	2-0	1-0	--	--	--	--	4-2
5	0-1	--	--	--	--	--	--	--	--	--	1-0	1-0	--	--	--	--	2-1
6	--	--	--	--	--	--	--	--	--	--	0-1	--	--	--	--	--	0-1
7	--	--	--	--	--	--	--	--	--	--	--	--	--	--	--	--	0-0
8	--	--	--	--	--	--	--	--	0-1	--	--	--	--	--	--	--	0-1
Totals	9-6	5-4	5-2	6-1	3-4	5-4	10-1	9-0	4-1	0-2	4-2	5-0	2-0	4-1	9-1	13-0	93-28

NCAA seeding process began in 1979

## NCAA TOURNAMENT RESULTS

Round	Date	Site	Opponent	W/L	Score	DU High
<b>1955 • East Regional</b>						
First Round	3/8	New York, N.Y.	Villanova	L	73-74	22 - Tobin

### 1960 • East Regional

First Round	3/8	New York, N.Y.	Princeton	W	84-60	26 - Kistler
Reg. Semifinal	3/11	Charlotte, N.C.	St. Joseph's	W	58-56	22 - Youngkin
Reg. Final	3/12	Charlotte, N.C.	New York U.	L	59-74	20 - Kistler

### 1963 • East Regional

Reg. Semifinal	3/15	College Park, Md.	New York U.	W	81-76	25 - Mullins
Reg. Final	3/16	College Park, Md.	St. Joseph's	W	73-59	24 - Mullins
Nat. Semifinal	3/22	Louisville, Ky.	Loyola, Ill.	L	75-94	29 - Heyman
Nat. Consol.	3/23	Louisville, Ky.	Oregon State	W	85-63	22 - Heyman

### 1964 • East Regional

Reg. Semifinal	3/13	Raleigh, N.C.	Villanova	W	87-73	43 - Mullins
Reg. Final	3/14	Raleigh, N.C.	Connecticut	W	101-54	30 - Mullins
Nat. Semifinal	3/20	Kansas City, Mo.	Michigan	W	91-80	25 - Buckley
Nat. Final	3/21	Kansas City, Mo.	UCLA	L	83-98	22 - Mullins

### 1966 • East Regional

Reg. Semifinal	3/11	Raleigh, N.C.	St. Joseph's	W	76-74	22 - Verga
Reg. Final	3/12	Raleigh, N.C.	Syracuse	W	91-81	22 - Marin
Nat. Semifinal	3/18	College Park, Md.	Kentucky	L	79-83	29 - Marin
Nat. Consol.	3/19	College Park, Md.	Utah	W	79-77	23 - Marin

### 1978 • East Regional

First Round	3/12	Charlotte, N.C.	Rhode Island	W	63-62	25 - Gminski
Reg. Semifinal	3/17	Providence, R.I.	Pennsylvania	W	84-80	21 - two players
Reg. Final	3/19	Providence, R.I.	Villanova	W	90-72	23 - Spanarkel
Nat. Semifinal	3/25	St. Louis, Mo.	Notre Dame	W	90-86	29 - Gminski
Nat. Final	3/27	St. Louis, Mo.	Kentucky	L	88-94	22 - Banks

### 1979 • East Regional Seed: #2

Second Round	3/11	Raleigh, N.C.	St. John's <sup>OE</sup>	L	78-80	24 - Banks
--------------	------	---------------	--------------------------	---	-------	------------

### 1980 • Midwest Regional Seed: #4

Second Round	3/8	W. Lafayette, Ind.	Pennsylvania <sup>2ME</sup>	W	52-42	19 - Gminski
Reg. Semifinal	3/13	Lexington, Ky.	Kentucky <sup>ME</sup>	W	55-54	17 - Gminski
Reg. Final	3/15	Lexington, Ky.	Purdue <sup>ME</sup>	L	60-68	17 - Gminski

### 1984 • West Regional Seed: #3

Second Round	3/18	Pullman, Wash.	Washington <sup>6W</sup>	L	78-80	22 - Dawkins
--------------	------	----------------	--------------------------	---	-------	--------------

### 1985 • Midwest Regional Seed: #3

First Round	3/15	Houston, Texas	Pepperdine <sup>4MW</sup>	W	75-62	22 - Henderson
Second Round	3/17	Houston, Texas	Boston College <sup>1MW</sup>	L	73-74	18 - Dawkins

### 1986 • East Regional Seed: #1

First Round	3/13	Greensboro, N.C.	Miss. Valley St. <sup>16E</sup>	W	85-78	27 - Dawkins
Second Round	3/15	Greensboro, N.C.	Old Dominion <sup>8E</sup>	W	89-61	25 - Dawkins
Reg. Semifinal	3/21	E. Rutherford, N.J.	DePaul <sup>12E</sup>	W	74-67	25 - Dawkins
Reg. Final	3/23	E. Rutherford, N.J.	Navy <sup>7E</sup>	W	71-50	28 - Dawkins
Nat. Semifinal	3/29	Dallas, Texas	Kansas <sup>MW</sup>	W	71-67	24 - Dawkins
Nat. Final	3/31	Dallas, Texas	Louisville <sup>2W</sup>	L	69-72	24 - Dawkins

### 1987 • Midwest Regional Seed: #5

First Round	3/12	Indianapolis, Ind.	Texas A&M <sup>12MW</sup>	W	58-51	20 - Strickland
Second Round	3/14	Indianapolis, Ind.	Xavier <sup>13MW</sup>	W	65-60	20 - Amaker
Reg. Semifinal	3/20	Cincinnati, Ohio	Indiana <sup>MW</sup>	L	82-88	23 - Amaker

### 1988 • East Regional Seed: #2

First Round	3/17	Chapel Hill, N.C.	Boston U. <sup>15E</sup>	W	85-69	21 - Ferry
Second Round	3/19	Chapel Hill, N.C.	SMU <sup>7E</sup>	W	94-79	31 - Strickland
Reg. Semifinal	3/24	E. Rutherford, N.J.	Rhode Island <sup>11E</sup>	W	73-72	17 - Ferry
Reg. Final	3/26	E. Rutherford, N.J.	Temple <sup>1E</sup>	W	63-53	21 - Strickland
Nat. Semifinal	4/2	Kansas City, Mo.	Kansas <sup>6MW</sup>	L	59-66	19 - Ferry

### 1989 • East Regional Seed: #2

First Round	3/16	Greensboro, N.C.	S.C. State <sup>15E</sup>	W	90-69	22 - Henderson
Second Round	3/18	Greensboro, N.C.	West Virginia <sup>7E</sup>	W	70-63	20 - Ferry
Reg. Semifinal	3/24	E. Rutherford, N.J.	Minnesota <sup>11E</sup>	W	87-70	21 - two players
Reg. Final	3/26	E. Rutherford, N.J.	Georgetown <sup>1E</sup>	W	85-77	24 - Laettner
Nat. Semifinal	4/1	Seattle, Wash.	Seton Hall <sup>3W</sup>	L	78-95	34 - Ferry

### 1990 • East Regional Seed: #3

First Round	3/16	Atlanta, Ga.	Richmond <sup>14E</sup>	W	81-46	22 - Abdelnaby
Second Round	3/18	Atlanta, Ga.	St. John's <sup>5E</sup>	W	76-72	22 - Brickey
Reg. Semifinal	3/22	E. Rutherford, N.J.	UCLA <sup>7E</sup>	W	90-81	28 - Henderson
Reg. Final	3/24	E. Rutherford, N.J.	Connecticut <sup>1E</sup>	W	79-78	27 - Abdelnaby
Nat. Semifinal	3/31	Denver, Colo.	Arkansas <sup>6MW</sup>	W	97-83	28 - Henderson
Nat. Final	4/2	Denver, Colo.	UNLV <sup>W</sup>	L	73-103	21 - Henderson

Round	Date	Site	Opponent	W/L	Score	DU High
<b>1991 • Midwest Regional Seed: #2 • National Champion</b>						
First Round	3/14	Minneapolis, Minn.	N.E. Louisiana <sup>5MW</sup>	W	102-73	22 - Laettner
Second Round	3/16	Minneapolis, Minn.	Iowa <sup>TMW</sup>	W	85-70	19 - Laettner
Reg. Semifinal	3/22	Pontiac, Mich.	Connecticut <sup>1MW</sup>	W	81-67	19 - Laettner
Reg. Final	3/24	Pontiac, Mich.	St. John's <sup>4MW</sup>	W	78-61	20 - Hurley
Nat. Semifinal	3/30	Indianapolis, Ind.	UNLV <sup>W</sup>	W	79-77	28 - Laettner
Nat. Final	4/1	Indianapolis, Ind.	Kansas <sup>35E</sup>	W	72-65	18 - Laettner

### 1992 • East Regional Seed: #1 • National Champion

First Round	3/19	Greensboro, N.C.	Campbell <sup>16E</sup>	W	82-56	22 - Laettner
Second Round	3/21	Greensboro, N.C.	Iowa <sup>9E</sup>	W	75-62	21 - Davis
Reg. Semifinal	3/26	Philadelphia, Pa.	Seton Hall <sup>4E</sup>	W	81-69	16 - two players
Reg. Final	3/28	Philadelphia, Pa.	Kentucky (ot) <sup>2E</sup>	W	104-103	31 - Laettner
Nat. Semifinal	4/4	Minneapolis, Minn.	Indiana <sup>2W</sup>	W	81-78	26 - Hurley
Nat. Final	4/6	Minneapolis, Minn.	Michigan <sup>65E</sup>	W	71-51	19 - Laettner

### 1993 • Midwest Regional Seed: #3

First Round	3/18	Chicago, Ill.	S. Illinois <sup>14MW</sup>	W	105-70	25 - Hurley
Second Round	3/20	Chicago, Ill.	California <sup>6MW</sup>	L	77-82	32 - Hurley

### 1994 • Southeast Regional Seed: #2

First Round	3/18	St. Petersburg, Fla.	Texas Southern <sup>15SE</sup>	W	82-70	20 - Collins
Second Round	3/20	St. Petersburg, Fla.	Michigan State <sup>7SE</sup>	W	85-74	25 - Hill
Reg. Semifinal	3/24	Knoxville, Tenn.	Marquette <sup>65E</sup>	W	59-49	22 - Hill
Reg. Final	3/26	Knoxville, Tenn.	Purdue <sup>5E</sup>	W	69-60	19 - two players
Nat. Semifinal	4/2	Charlotte, N.C.	Florida <sup>3E</sup>	W	70-65	25 - Hill
Nat. Final	4/4	Charlotte, N.C.	Arkansas <sup>1MW</sup>	L	72-76	15 - Lang

### 1996 • Southeast Regional Seed: #8

First Round	3/14	Indianapolis, Ind.	E. Michigan <sup>9SE</sup>	L	60-75	15 - two players
-------------	------	--------------------	----------------------------	---	-------	------------------

### 1997 • Southeast Regional Seed: #2

First Round	3/14	Charlotte, N.C.	Murray State <sup>105E</sup>	W	71-68	25 - Capel
Second Round	3/16	Charlotte, N.C.	Providence <sup>105E</sup>	L	87-98	26 - Capel

### 1998 • South Regional Seed: #1

First Round	3/13	Lexington, Ky.	Radford <sup>16S</sup>	W	99-63	23 - McLeod
Second Round	3/15	Lexington, Ky.	Oklahoma State <sup>6S</sup>	W	79-73	22 - McLeod
Reg. Semifinal	3/20	St. Petersburg, Fla.	Syracuse <sup>5S</sup>	W	80-67	20 - Brand
Reg. Final	3/22	St. Petersburg, Fla.	Kentucky <sup>2S</sup>	L	84-86	19 - McLeod

### 1999 • East Regional Seed: #1

First Round	3/12	Charlotte, N.C.	Florida A&M <sup>16E</sup>	W	99-58	17 - Brand
Second Round	3/14	Charlotte, N.C.	Tulsa <sup>9E</sup>	W	97-56	19 - Avery
Reg. Semifinal	3/19	E. Rutherford, N.J.	SW Missouri St. <sup>12E</sup>	W	78-61	24 - Langdon
Reg. Final	3/21	E. Rutherford, N.J.	Temple <sup>6E</sup>	W	85-64	23 - Langdon
Nat. Semifinal	3/27	St. Petersburg, Fla.	Michigan State <sup>1MW</sup>	W	68-62	18 - Brand
Nat. Final	3/29	St. Petersburg, Fla.	Connecticut <sup>1W</sup>	L	74-77	25 - Langdon

### 2000 • East Regional Seed: #1

First Round	3/17	Winston-Salem, N.C.	Lamar <sup>16E</sup>	W	82-55	18 - Williams
Second Round	3/19	Winston-Salem, N.C.	Kansas <sup>9E</sup>	W	69-64	21 - Battier
Reg. Semifinal	3/24	Syracuse, N.Y.	Florida <sup>5E</sup>	L	78-87	20 - Battier

### 2001 • East Regional Seed: #1 • National Champion

First Round	3/15	Greensboro, N.C.	Monmouth <sup>16E</sup>	W	95-52	22 - Williams
Second Round	3/17	Greensboro, N.C.	Missouri <sup>9E</sup>	W	94-81	31 - Williams
Reg. Semifinal	3/22	Philadelphia, Pa.	UCLA <sup>4E</sup>	W	76-63	34 - Williams
Reg. Final	3/24	Philadelphia, Pa.	USC <sup>6E</sup>	W	79-69	28 - Williams
Nat. Semifinal	3/31	Minneapolis, Minn.	Maryland <sup>3W</sup>	W	95-84	25 - Battier
Nat. Final	4/2	Minneapolis, Minn.	Arizona <sup>2MW</sup>	W	82-72	21 - Dunleavy

### 2002 • South Regional Seed: #1

First Round	3/14	Greenville, S.C.	Winthrop <sup>16S</sup>	W	84-37	19 - two players
Second Round	3/16	Greenville, S.C.	Notre Dame <sup>6S</sup>	W	84-77	18 - two players
Reg. Semifinal	3/21	Lexington, Ky.	Indiana <sup>5S</sup>	L	73-74	19 - Boozer

### 2003 • West Regional Seed: #3

First Round	3/20	Salt Lake City, Utah	Colorado State <sup>4W</sup>	W	67-57	23 - Jones
Second Round	3/22	Salt Lake City, Utah	C. Michigan <sup>1W</sup>	W	86-60	28 - Jones
Reg. Semifinal	3/27	Anaheim, Calif.	Kansas <sup>2W</sup>	L	65-69	23 - Jones

### 2004 • Atlanta (South) Regional Seed: #1

First Round	3/18	Raleigh, N.C.	Alabama State <sup>16S</sup>	W	96-61	20 - Randolph
Second Round	3/20	Raleigh, N.C.	Seton Hall <sup>8S</sup>	W	90-62	21 - Redick
Reg. Semifinal	3/26	Atlanta, Ga.	Illinois <sup>4S</sup>	W	72-62	18 - Deng
Reg. Final	3/28	Atlanta, Ga.	Xavier <sup>7S</sup>	W	66-63	19 - Deng
Nat. Semifinal	4/3	San Antonio, Texas	Connecticut <sup>2W</sup>	L	78-79	16 - Deng

## NCAA TOURNAMENT BREAKDOWN

### Duke vs. Opponents in the NCAA Tournament

Alabama State	1-0	Murray State	1-0
Albany	1-0	Navy	1-0
Arizona	1-1	Nevada-Las Vegas	1-1
Arkansas	1-1	New York	1-1
Arkansas Pine-Bluff	1-0	Notre Dame	2-0
Baylor	1-0	Oklahoma State	1-0
Belmont	1-0	Old Dominion	1-0
Binghamton	1-0	Oregon	0-1
Boston College	0-1	Oregon State	1-0
Boston University	1-0	Pennsylvania	2-0
Butler	1-0	Pepperdine	1-0
California	1-1	Princeton	1-0
Campbell	1-0	Providence	0-1
Central Michigan	1-0	Purdue	2-1
Colorado State	1-0	Radford	1-0
Connecticut	3-2	Rhode Island	2-0
Creighton	1-0	Richmond	1-0
Delaware State	1-0	Robert Morris	1-0
DePaul	1-0	San Diego State	1-0
Eastern Michigan	0-1	St. John's	2-1
Florida	1-1	St. Joseph's	3-0
Florida A&M	1-0	Seton Hall	2-1
Georgetown	1-0	S.C. State	1-0
George Washington	1-0	Southern	1-0
Gonzaga	1-0	Southern Cal	1-0
Hampton	1-0	Southern Illinois	1-0
Illinois	1-0	SMU	1-0
Indiana	1-2	SW Missouri State	1-0
Iowa	2-0	Syracuse	2-0
Kansas	3-2	Temple	2-0
Kentucky	2-3	Texas	1-0
Lamar	1-0	Texas A&M	1-0
Lehigh	0-1	Texas Southern	1-0
Louisiana-Monroe	1-0	Troy	1-0
Louisiana State	0-1	Tulsa	1-0
Louisville	0-2	UCLA	2-1
Loyola (Ill.)	0-1	UNC Wilmington	1-0
Marquette	1-0	Utah	2-0
Maryland	1-0	VCU	0-1
Mercer	0-1	Villanova	2-2
Michigan	3-0	Washington	0-1
Michigan State	4-1	West Virginia	2-1
Minnesota	1-0	Winthrop	1-0
Mississippi State	1-0	Wisconsin	1-0
Mississippi Valley State	1-0	Xavier	2-0
Missouri	1-0	Yale	1-0
Monmouth	1-0		

### Duke vs. Conferences in the NCAA Tournament

America East	3-0	Midwestern	4-0
Atlantic Coast	1-0	Missouri Valley	3-0
Atlantic 10	7-0	Mountain West	2-0
A-Sun	1-1	Northeast	2-0
Big East	10-8	Ohio Valley	1-0
Big Eight	2-1	Patriot	0-1
Big South	3-0	Pac-12	7-5
Big Ten	15-4	Southeastern	5-6
Big 12	5-1	Southwest	3-0
Big West	1-1	Southwestern Athletic	5-0
Colonial	3-1	Sun Belt	2-0
East Coast	3-0	West Coast	2-0
ECAC	1-0	Western Athletic	2-0
Great Midwest	1-0	Yankee	1-0
Horizon League	2-0		
Independents	6-4	<i>Conference based on what league</i>	
Ivy League	4-0	<i>opponent was in at the time of</i>	
Metro	0-1	<i>the game</i>	
Mid-American	1-1		

### Duke Record by State in the NCAA Tournament

California	0-3	New Jersey	10-0
Colorado	1-1	New York	1-3
District of Columbia	1-1	North Carolina	34-6
Florida	6-2	Ohio	0-1
Georgia	4-1	Pennsylvania	6-0
Illinois	1-1	Rhode Island	4-0
Indiana	10-2	South Carolina	3-0
Kentucky	4-3	Tennessee	2-0
Maryland	3-1	Texas	6-4
Michigan	2-0	Utah	2-0
Minnesota	6-0	Washington	0-2
Missouri	2-3		

## NCAA TOURNAMENT RESULTS

Round Date Site Opponent W/L Score DU High

### 2005 • Austin (South) Regional Seed: #1

First Round	3/18	Charlotte, N.C.	Delaware State <sup>16S</sup>	W	57-46	14 - Williams
Second Round	3/20	Charlotte, N.C.	Mississippi State <sup>9S</sup>	W	63-55	22 - Ewing
Reg. Semifinal	3/26	Austin, Texas	Michigan State <sup>5S</sup>	L	68-78	19 - Williams

### 2006 • Atlanta (South) Regional Seed: #1

First Round	3/16	Greensboro, N.C.	Southern <sup>16S</sup>	W	70-54	29 - two players
Second Round	3/18	Greensboro, N.C.	George Washington <sup>8S</sup>	W	74-61	20 - Redick
Reg. Semifinal	3/23	Atlanta, Ga.	LSU <sup>4S</sup>	L	54-62	23 - Williams

### 2007 • Buffalo (West) Regional Seed: #6

First Round	3/15	Buffalo, N.Y.	VCU <sup>11W</sup>	L	77-79	25 - Paulus
-------------	------	---------------	--------------------	---	-------	-------------

### 2008 • West Regional Seed: #2

First Round	3/20	Washington, D.C.	Belmont <sup>15W</sup>	W	71-70	21 - Henderson
Second Round	3/22	Washington, D.C.	West Virginia <sup>7W</sup>	L	67-73	18 - Henderson

### 2009 • East Regional Seed: #2

First Round	3/19	Greensboro, N.C.	Binghamton <sup>5E</sup>	W	86-62	15 - Scheyer
Second Round	3/21	Greensboro, N.C.	Texas <sup>7E</sup>	W	74-69	24 - Henderson
Reg. Semifinal	3/26	Boston, Mass.	Villanova <sup>3E</sup>	L	54-77	15 - Singler

### 2010 • South Regional Seed: #1

First Round	3/19	Jacksonville, Fla.	Arkansas Pine-Bluff <sup>6S</sup>	W	74-44	22 - Singler
Second Round	3/21	Jacksonville, Fla.	California <sup>8S</sup>	W	68-53	20 - Smith
Reg. Semifinal	3/26	Houston, Texas	Purdue <sup>4S</sup>	W	70-57	24 - Singler
Reg. Final	3/28	Houston, Texas	Baylor <sup>3S</sup>	W	78-71	29 - Smith
Nat. Semifinal	4/3	Indianapolis, Ind.	West Virginia <sup>2E</sup>	W	78-57	23 - Scheyer
Nat. Final	4/5	Indianapolis, Ind.	Butler <sup>5W</sup>	W	61-59	19 - Singler

### 2011 • West Regional Seed: #1

Second Round	3/18	Charlotte, N.C.	Hampton <sup>16W</sup>	W	87-45	14 - Irving
Third Round	3/20	Charlotte, N.C.	Michigan <sup>9W</sup>	W	73-71	24 - Smith
Reg. Semifinal	3/24	Anaheim, Calif.	Arizona <sup>5W</sup>	L	77-93	28 - Irving

### 2012 • South Regional Seed: #2

Second Round	3/16	Greensboro, N.C.	Lehigh <sup>15S</sup>	L	70-75	19 - two players
--------------	------	------------------	-----------------------	---	-------	------------------

### 2013 • Midwest Regional Seed: #2

Second Round	3/22	Philadelphia, Pa.	Albany <sup>15MW</sup>	W	73-61	26 - Curry
Third Round	3/24	Philadelphia, Pa.	Creighton <sup>7MW</sup>	W	66-50	21 - Sulaimon
Reg. Semifinal	3/29	Indianapolis, Ind.	Michigan State <sup>3MW</sup>	W	71-61	29 - Curry
Reg. Final	3/31	Indianapolis, Ind.	Louisville <sup>11MW</sup>	L	63-85	17 - Plumlee

### 2014 • Midwest Regional Seed: #3

Second Round	3/21	Raleigh, N.C.	Mercer <sup>14MW</sup>	L	71-78	23 - Cook
--------------	------	---------------	------------------------	---	-------	-----------

### 2015 • South Regional Seed: #1

Second Round	3/20	Charlotte, N.C.	Robert Morris <sup>16S</sup>	W	85-56	22 - Cook
Third Round	3/22	Charlotte, N.C.	San Diego State <sup>8S</sup>	W	68-49	26 - Okafor
Reg. Semifinal	3/27	Houston, Texas	Utah <sup>5S</sup>	W	63-57	21 - Winslow
Reg. Final	3/29	Houston, Texas	Gonzaga <sup>2S</sup>	W	66-52	16 - two players
Nat. Semifinal	4/4	Indianapolis, Ind.	Michigan State <sup>7E</sup>	W	81-61	19 - Winslow
Nat. Final	4/6	Indianapolis, Ind.	Wisconsin <sup>1W</sup>	W	68-63	23 - T. Jones

### 2016 • West Regional Seed: #4

First Round	3/17	Providence, R.I.	UNC Wilmington <sup>13W</sup>	W	93-85	23 - two players
Second Round	3/19	Providence, R.I.	Yale <sup>12W</sup>	W	71-64	29 - Allen
Reg. Semifinal	3/24	Anaheim, Calif.	Oregon <sup>11W</sup>	L	68-82	24 - Ingram

### 2017 • East Regional Seed: #2

First Round	3/17	Greenville, S.C.	Troy <sup>15E</sup>	W	87-65	21 - Allen
-------------	------	------------------	---------------------	---	-------	------------

## NCAA TOURNAMENT RECORDS - GAME

Team	
<b>Most Points Scored</b>	
Duke vs. Southern Illinois, 3/18/1993	105
Opp 2x; last by Kentucky, 3/28/1992	103
<b>Fewest Points Scored</b>	
Duke vs. Pennsylvania, 3/8/1980	52
Opp by Winthrop, 3/14/2002	37
<b>Largest Victory Margin</b>	
Duke vs. Connecticut, 3/14/1964 [t-6]	[101-54] 47
vs. Winthrop, 3/14/2002 [t-6]	[84-37] 47
Opp by UNLV, 4/2/1990	[101-71] 30
<b>Largest Halftime Margin</b>	
Duke vs. Winthrop, 3/14/2002	[52-15] 37
<b>Most Field Goals Made</b>	
Duke 2x; last vs. Northeast Louisiana, 3/14/1991	43
Opp by Kentucky, 3/27/1978	39
<b>Most Field Goal Attempts</b>	
Duke vs. Loyola-Chicago, 3/22/1963	82
Opp by Oregon State, 3/23/1963	87
<b>Highest Field Goal Pct.</b>	
Duke vs. Southern Illinois, 3/18/1993	.632 [36-of-57]
Opp by Washington, 3/18/1984	.705 [31-of-44]
<b>Fewest Field Goals Made</b>	
Duke 2x; last vs. Villanova, 3/26/2009	16
Opp 2x; by Creighton, 3/24/2013	16
<b>Fewest Field Goal Attempts</b>	
Duke vs. Texas A&M, 3/12/1987	36
Opp by Mercer, 3/21/2014	45
<b>Most 3-Point Field Goals</b>	
Duke vs. Monmouth, 3/15/2001 [t-2]	18
Opp 3x; last by UNC Wilmington, 3/17/2016	11
<b>Most 3-Point Attempts</b>	
Duke vs. Monmouth, 3/15/2001 [t-10]	38
Opp 2x; last by Temple, 3/21/1999	27
<b>Highest 3-Point Pct.</b>	
Duke vs. Southern Illinois, 3/18/1993 [8]	.737 [14-of-19]
Opp by Arizona, 3/24/2011	.600 [9-of-15]
<b>Most Free Throws Made</b>	
Duke vs. Seton Hall, 3/20/2004	34
Opp by Lehigh, 3/16/2012	25
<b>Most Free Throw Attempts</b>	
Duke vs. UNC Wilmington, 3/17/2016	43
Opp by Villanova, 3/8/1955	42
<b>Highest Free Throw Pct.</b>	
Duke vs. San Diego State, 3/22/2015	1.000 [2-of-2]
Opp by Temple, 3/26/1988	.929 [13-of-14]
<b>Most Rebounds</b>	
Duke vs. Connecticut, 3/14/1964	60
Opp by Oregon State, 3/23/1963	54
<b>Most Assists</b>	
Duke vs. Robert Morris, 3/20/2015	28
Opp by UCLA, 3/21/1964	22

Most Steals	
Duke 4x; last vs. UCLA, 3/22/2001 [t-9]	17
Opp by UNLV, 4/2/1990	16
<b>Most Blocked Shots</b>	
Duke vs. Temple, 3/26/1988 [t-10]	11
Opp by Iowa, 3/21/1992	10

### Individual

Points	
1. Jeff Mullins vs. Villanova, 3/13/1964	43
2. Danny Ferry vs. Seton Hall, 4/1/1989	34
Jason Williams vs. UCLA, 3/22/2001	34
4. Bobby Hurley vs. California, 3/20/1993	32
5. Kevin Strickland vs. SMU, 3/19/1988	31
Christian Laettner vs. Kentucky, 3/28/1992	31
Jason Williams vs. Missouri, 3/17/2001	31

Field Goals Made	
1. Jeff Mullins vs. Villanova, 3/13/1964	19
2. Jeff Mullins vs. Connecticut, 3/14/1964	14
3. Mike Gminski vs. Notre Dame, 3/25/1978	13
Johnny Dawkins vs. Navy, 3/23/1986	13
Danny Ferry vs. Seton Hall, 4/1/1989	13

Field Goals Attempted	
1. Art Heyman vs. Loyola-Chicago, 3/22/1963	30
2. Danny Ferry vs. Seton Hall, 4/1/1989	29
3. Jeff Mullins vs. Villanova, 3/13/1964	28
4. Jack Marin vs. Utah, 3/19/1966	26
Jason Williams vs. USC, 3/24/01	26

Field Goal Pct.	
1. Christian Laettner vs. Kentucky, 3/28/1992 [t-1]	[10-10] 1.000
2. Marshall Plumlee vs. UNC Wilmington, 3/17/2016	[9-10] .900
3. Johnny Dawkins vs. Old Dominion, 3/15/1986 [10-12]	.833
4. Mason Plumlee vs. Albany, 3/22/2013	[9-11] .818
Jahlil Okafor vs. Robert Morris, 3/20/2015	[9-11] .818

*Minimum 10 field goal attempts*

3-Point Field Goals Made	
1. Quinn Cook vs. Mercer, 3/21/2014	7
2. Phil Henderson vs. UCLA, 3/22/1990	6
Bobby Hurley vs. Indiana, 4/4/1992	6
Bobby Hurley vs. Southern Illinois, 3/18/1993	6
Bobby Hurley vs. California, 3/20/1993	6
Jason Williams vs. UCLA, 3/22/2001	6
Jason Williams vs. Monmouth, 3/15/2001	6
Seth Curry vs. Michigan State, 3/29/2013	6
Quinn Cook vs. Robert Morris, 3/20/2015	6

3-Point Field Goal Attempts	
1. Bobby Hurley vs. California, 3/20/1993 [t-6]	18
2. Jason Williams vs. UCLA, 3/22/2001	13
3. Jason Williams vs. Missouri, 3/17/2001	12
J.J. Redick vs. Alabama State, 3/18/2004	12
Rasheed Sulaimon vs. Mercer, 3/21/2014	12

3-Point Field Goal Pct.	
1. Bobby Hurley vs. Southern Illinois, 3/18/1993	[6-7] .857
2. Trajan Langdon vs. Temple, 3/21/1999	[5-6] .833
3. Jeff Capel vs. Providence, 3/16/1997	[4-5] .800
4. J.J. Redick vs. Central Michigan, 3/22/2003	[5-7] .714
Grayson Allen vs. Yale, 3/19/2016	[5-7] .714

*Minimum five three-point field goal attempts*

Free Throws Made	
1. Grayson Allen vs. UNC Wilmington, 3/17/2016	15
2. Jim Spanarkel vs. Notre Dame, 3/25/1978	12
Christian Laettner vs. Kansas, 4/1/1991	12
Shane Battier vs. Missouri, 3/17/2001	12
Rasheed Sulaimon vs. Michigan State, 3/29/2013	12
5. Christian Laettner vs. Kentucky, 3/28/1992	10
Shane Battier vs. Kansas, 3/19/2000	10
Shane Battier vs. UCLA, 3/22/2001	10
Gerald Henderson vs. Texas, 3/21/2009	10

Free Throws Attempted	
1. Grayson Allen vs. UNC Wilmington, 3/17/2016	17
2. Art Heyman vs. St. Joseph's, 3/16/1963	15
3. Art Heyman vs. New York, 3/15/1963	14
David Henderson vs. Pepperdine, 3/15/1985	14
Shelden Williams vs. Delaware State, 3/18/2005	14
Rasheed Sulaimon vs. Michigan State, 3/29/2013	14

Free Throw Pct.	
1. Jim Spanarkel vs. Notre Dame, 3/25/1978 [t-1]	[12-12] 1.000
Christian Laettner vs. Kansas, 4/1/1991 [t-1]	[12-12] 1.000
Christian Laettner vs. Kentucky, 3/28/1992	[10-10] 1.000
Shelden Williams vs. G. Washington, 3/18/2006	[9-9] 1.000
Jon Scheyer vs. West Virginia, 3/22/08	[9-9] 1.000
Bobby Hurley vs. California, 3/20/1993	[8-8] 1.000

*Minimum eight made free throws*

Rebounds	
1. Jay Buckley vs. St. Joseph's, 3/16/1963	18
Shelden Williams vs. Southern, 3/16/2006	18
3. Jay Buckley vs. New York University, 3/15/1963	16
4. Mike Lewis vs. St. Joseph's, 3/11/1966	15
Jack Marin vs. St. Joseph's, 3/11/1966	15
Elton Brand vs. Michigan State, 3/27/1999	15
Shelden Williams vs. Mississippi State, 3/20/2005	15

Assists	
1. Quin Snyder vs. SMU, 3/19/1988	12
2. Quinn Cook vs. Albany, 3/22/2013	11
3. Bobby Hurley vs. Campbell, 3/19/1992	10
Bobby Hurley vs. Kentucky, 3/28/1992	10
5. Chris Duhon vs. Monmouth, 3/15/2001	9
Jason Williams vs. Missouri, 3/17/2001	9

Steals	
1. Grant Hill vs. California, 3/20/1993 [t-1]	8
2. Tommy Amaker vs. Old Dominion, 3/15/1986 [t-5]	7
Tommy Amaker vs. Louisville, 3/31/1986 [t-5]	7
4. Phil Henderson vs. Richmond, 3/16/1990	6
Grant Hill vs. Iowa, 3/16/1991	6
Chris Duhon vs. Central Michigan, 3/22/03	6

Blocked Shots	
1. Shane Battier vs. Kansas, 3/19/2000 [t-6]	8
2. Mike Gminski vs. Pennsylvania, 3/17/1978	7
Shelden Williams vs. George Washington, 3/18/2006	7
4. Cherokee Parks vs. Marquette, 3/24/1994	5
Elton Brand vs. SW Missouri State, 3/19/1999	5
Casey Sanders vs. Colorado State, 3/20/2003	5
Casey Sanders vs. Kansas, 3/27/2003	5
Shelden Williams vs. Xavier, 3/28/2004	5
Josh McRoberts vs. VCU, 3/15/2007	5
Marshall Plumlee vs. Yale, 3/19/2016	5

Minutes Played	
1. Bobby Hurley vs. Kentucky, 3/28/1992	45
2. Christian Laettner vs. Kentucky, 3/28/1992	43
Bobby Hurley vs. Connecticut, 3/24/1990	43
4. Phil Henderson vs. Connecticut, 3/24/1990	42
5. 43x; last Grayson Allen & Brandon Ingram vs. Yale, 3/19/2016	40

*Duke players all-time NCAA rank in parentheses*

## NCAA TOURNAMENT RECORDS - CAREER

### Points

Rk	Player, Years	Pts
1.	Christian Laettner, 1989-92 [1]	407
2.	Shane Battier, 1998-01 [13]	278
3.	Danny Ferry, 1986-89 [t-15] Grant Hill, 1991-94 [t-15]	269
5.	Jason Williams, 2000-02	243
6.	Bobby Hurley, 1990-93	239
7.	Phil Henderson, 1988-91	233
8.	J.J. Redick, 2003-06	223
9.	Johnny Dawkins, 1983-86	214
10.	Kyle Singler, 2008-11	209

### Scoring Average

Rk	Player, Years	G	Pts	Avg
1.	Jeff Mullins, 1962-64	8	200	25.0
2.	Johnny Dawkins, 1983-86	9	214	23.8
3.	Jason Williams, 2000-02	12	243	20.3
4.	Mike Gminski, 1977-80	9	178	19.8
5.	Christian Laettner, 1989-92	23	407	17.7
6.	Gene Banks, 1978-80	9	153	17.0
7.	Roshown McLeod, 1997-98	6	97	16.2
8.	J.J. Redick, 2003-06 Mark Alarie, 1983-86	14	223	15.9
10.	Jack Marin, 1964-66	8	122	15.3

### Field Goals Made

Rk	Player, Years	FG
1.	Christian Laettner, 1989-92 [t-3]	128
2.	Grant Hill, 1991-94	103
3.	Danny Ferry, 1986-89	101
4.	Shane Battier, 1998-01	88
5.	Phil Henderson, 1988-91 Johnny Dawkins, 1983-86	86

### Field Goal Attempts

Rk	Player, Years	FGA
1.	Danny Ferry, 1986-89	218
2.	Christian Laettner, 1989-92	213
3.	Jason Williams, 2000-02	207
4.	Grant Hill, 1991-94	196
5.	Phil Henderson, 1988-90	193

### Field Goal Pct.

Rk	Player, Years	FG	FGA	Pct
1.	Mason Plumlee, 2010-13	46	65	.708
2.	Kenny Derrard, 1978-80	28	43	.651
3.	Carlos Boozer, 2000-02	47	75	.627
4.	Elton Brand, 1998-99	55	88	.625
5.	Alaa Abdelnaby, 1987-90	63	102	.618
6.	Christian Laettner, 1989-92	128	213	.601

Minimum 25 field goals made

### 3-Point Field Goals Made

Rk	Player, Years	3FG
1.	Bobby Hurley, 1990-93 [2]	42
2.	J.J. Redick, 2003-06 [5]	39
3.	Jason Williams, 2000-02	36
4.	Trajan Langdon, 1995-99 Daniel Ewing, 2002-05	28

### 3-Point Field Goal Attempts

Rk	Player, Years	3FGA
1.	J.J. Redick, 2003-06 [1]	115
2.	Jason Williams, 2000-02 [2]	112
3.	Bobby Hurley, 1990-93	96
4.	Shane Battier, 1998-01	73
5.	Trajan Langdon, 1995-99	70

### 3-Point Field Goal Pct.

Rk	Player, Years	3FG	3FGA	Pct
1.	William Avery, 1998-99	20	37	.541
2.	Jeff Capel, 1994-97	19	38	.500
3.	Daniel Ewing, 2002-05	28	61	.459
4.	Bobby Hurley, 1990-93	42	96	.438
5.	Kyle Singler, 2008-11	25	61	.410
6.	Chris Collins, 1993-96 Trajan Langdon, 1995-97 Nolan Smith, 2008-11 Seth Curry, 2011-13	16	40	.400

Minimum 15 three-point field goals made

### Free Throws Made

Rk	Player, Years	FT
1.	Christian Laettner, 1989-92 [1]	142
2.	Shane Battier, 1998-01	75
3.	Shelden Williams, 2003-06	67
4.	Bobby Hurley, 1990-93	59
5.	Danny Ferry, 1986-89	57

### Free Throws Attempted

Rk	Player, Years	FTA
1.	Christian Laettner, 1989-92 [1]	167
2.	Shane Battier, 1998-01	91
3.	Shelden Williams, 2003-06	86
4.	Grant Hill, 1991-94	83
5.	Brian Davis, 1989-92	82

### Free Throw Pct.

Rk	Player, Years	FT	FTA	Pct
1.	Mark Alarie, 1983-86	37	43	.860
2.	Mike Gminski, 1977-80 J.J. Redick, 2003-06	36	42	.857
4.	Christian Laettner, 1989-92	142	167	.850
5.	Shane Battier, 1998-01	75	91	.824

Minimum 35 free throws made

### Rebounds

Rk	Player, Years	Reb
1.	Christian Laettner, 1989-92 [6]	169
2.	Shelden Williams, 2003-06 [19]	144
3.	Shane Battier, 1998-01 [t-20]	135
4.	Grant Hill, 1991-94	134
5.	Danny Ferry, 1986-89	131

### Rebound Average

Rk	Player, Years	G	Reb	Avg
1.	Jay Buckley, 1962-64	8	95	11.9
2.	Shelden Williams, 2003-06	14	144	10.3
3.	Elton Brand, 1998-99	10	86	8.6
4.	Gene Banks, 1978-81	9	76	8.4
5.	Mike Gminski, 1977-80 Mark Alarie, 1983-86	9	75	8.3

### Assists

Rk	Player, Years	Ast
1.	Bobby Hurley, 1990-93 [1]	145
2.	Grant Hill, 1991-94	86
3.	Chris Duhon, 2001-04	79
4.	Quinn Snyder, 1986-89	69
5.	Jason Williams, 2000-02	66

### Assists Per Game

Rk	Player, Years	G	Ast	Avg
1.	Bobby Hurley, 1990-93	20	145	7.3
2.	Jason Williams, 2000-02	12	66	5.5
3.	Quinn Cook, 2012-13	5	26	5.2
4.	Tommy Amaker, 1984-87	12	57	4.8
5.	Chris Duhon, 2001-04	17	79	4.7
6.	Quinn Snyder, 1986-89 Grant Hill, 1991-94	16	69	4.3

### Blocked Shots

Rk	Player, Years	Blk
1.	Shane Battier, 1998-01 [3]	42
2.	Shelden Williams, 2003-06 [t-4]	41
3.	Cherokee Parks, 1992-95	25
4.	Grant Hill, 1991-94 Casey Sanders, 2000-03	23

### Blocked Shots Per Game

Rk	Player, Years	G	Blk	Avg
1.	Shelden Williams, 2003-06	14	41	2.9
2.	Mike Gminski, 1977-80	9	22	2.4
3.	Shane Battier, 1998-01	19	42	2.2
4.	Cherokee Parks, 1992-95	14	25	1.8
5.	Elton Brand, 1998-99	10	17	1.7

### Steals

Rk	Player, Years	Stl
1.	Grant Hill, 1991-94 [1]	39
2.	Chris Duhon, 2001-04 [t-2]	38
3.	Tommy Amaker, 1984-87 [4]	36
4.	Christian Laettner, Duke, 1989-92 Bobby Hurley, 1990-93	32

### Steals Per Game

Rk	Player, Years	G	Stl	Avg
1.	Tommy Amaker, 1984-89	12	36	3.0
2.	Jason Williams, 2000-03	12	31	2.6
3.	Chris Duhon, 2001-04	17	38	2.2
4.	Grant Hill, 1991-94	20	39	2.0
5.	Daniel Ewing, 2002-05	14	27	1.9

### Games Played

Rk	Player, Years	GP
1.	Christian Laettner, 1989-92 [1]	23
2.	Greg Koubek, 1988-91 [t-2] Brian Davis, 1989-92 [t-2]	22
4.	Thomas Hill, 1990-93 [t-5] Bobby Hurley, 1990-93 [t-5] Grant Hill, 1991-94 [t-5] Antonio Lang, 1991-94 [t-5]	20

### Games Started

Rk	Player, Years	GS
1.	Christian Laettner, 1989-92 [1]	23
2.	Bobby Hurley, 1990-93	20
3.	Chris Duhon, 2001-04	17
4.	Robert Brickey, 1987-90	16
5.	Grant Hill, 1991-94 Chris Carrawell, 1997-00 Shane Battier, 1998-01	15

Duke players all-time NCAA rank in parentheses

## DUKE IN THE ACC TOURNAMENT

Appearances	64
Championships	20
Title Game Appearances	32
Title Game Record	20-12
Overall Record	99-44
Record under Coach K	61-22
Times as Number One Seed	17

### Record by Round

First Round	4-1
Second Round	2-0
Quarterfinals	41-19
Semifinals	32-12
Championship Game	20-12

### Record by Site

Atlanta, Ga.	10-4
Brooklyn, N.Y.	4-0
Charlotte, N.C.	19-8
Greensboro, N.C.	39-18
Landover, Md.	0-3
Raleigh, N.C.	23-9
Tampa, Fla.	0-1
Washington, D.C.	4-1

### Record by Decade

1950-59	6-6 (.500)
1960-69	22-6 (.786)
1970-79	6-9 (.400)
1980-89	14-7 (.667)
1990-99	12-8 (.600)
2000-09	24-3 (.889)
2010-p	15-5 (.750)

### Record vs. Opponents

Boston College	2-0
Clemson	7-4
Florida State	1-1
Georgia Tech	7-3
Louisville	1-0
< Maryland	11-8
Miami	2-0
North Carolina	13-8
Notre Dame	1-2
NC State	17-9
Pittsburgh	0-0
> South Carolina	6-1
Syracuse	0-0
Virginia	15-4
Virginia Tech	2-0
Wake Forest	14-4
< left the ACC in 2014	> left the ACC in 1971

### ACC Tournament Composite Records

Team	Won	Lost	Pct	Semis	Finals	Titles
Duke	99	44	.692	45	32	20
North Carolina	97	45	.683	49	34	18
Notre Dame	6	3	.667	3	2	1
NC State	71	54	.568	35	17	10
Miami	14	12	.538	3	1	1
Pittsburgh	4	4	.500	1	0	0
Georgia Tech	26	35	.426	11	7	3
Wake Forest	44	60	.423	27	10	4
Virginia Tech	9	13	.409	3	0	0
Florida State	17	25	.405	4	2	1
Boston College	8	12	.400	2	1	0
Virginia	38	62	.380	23	8	2
Clemson	19	64	.229	13	2	0
Syracuse	0	3	.000	0	0	0
Louisville	0	2	.000	0	0	0

through March 10

## DUKE ACC TOURNAMENT SEED GRID

Opp.	1	2	3	4	5	6	7	8	9	10	11	12	13	14	15	Total
Duke	1	--	5-3	3-0	4-3	7-0	0-1	1-0	11-1	4-0	--	0-0	2-0	--	--	37-8
	2	1-4	--	4-5	1-1	1-0	6-1	14-1	--	--	1-0	--	--	--	--	27-11
	3	1-2	2-1	1-0	2-0	1-0	6-4	4-0	--	--	--	1-0	--	--	--	16-6
	4	2-3	1-1	--	--	5-3	--	--	--	--	--	--	--	--	--	8-7
	5	1-0	--	--	1-2	--	--	--	--	--	--	2-0	--	--	--	4-2
	6	1-0	1-0	1-3	--	--	--	--	--	--	--	--	--	--	--	3-3
	7	--	0-3	--	--	--	--	--	--	0-1	--	--	--	--	--	0-4
	8	--	--	--	--	--	--	--	--	--	--	--	--	--	--	0-0
	9	0-1	--	--	--	--	--	1-0	--	--	--	--	--	--	--	1-1
	10	--	--	--	--	--	--	--	--	--	--	--	--	--	--	0-0
	11	--	--	--	--	--	--	--	--	--	--	--	--	--	--	0-0
	12	--	--	--	--	--	--	--	--	--	--	--	--	--	--	0-0
	13	--	--	--	--	--	--	--	--	--	--	--	--	--	--	0-0
	14	--	--	--	--	--	--	--	--	--	--	--	--	--	--	0-0
	15	--	--	--	--	--	--	--	--	--	--	--	--	--	--	0-0
Totals	6-10	9-8	10-8	7-6	14-3	12-6	19-1	12-1	4-0	1-1	1-0	4-0	0-0	0-0	0-0	99-44

## ACC TOURNAMENT HISTORY

- Duke has won a league-best 20 ACC Tournament championships and appeared in the title game 32 times in the event's 64 years. Fourteen of those titles and 20 of those title game appearances have come under head coach **Mike Krzyzewski**.
- Duke's 99 wins and .692 winning percentage are the best of any league team. Duke has more ACC Tournament titles than any other school and has the second-most semifinal (45) and finals (32) appearances.

## FIRST TO GO 4-FOR-4

- Duke's run to the 2017 ACC championship was historic in a number of ways, perhaps most of which was the fact that it became the first team in league history to take the crown by winning four games in as many days.
- Duke was also the first No. 5 seed in league history to win the ACC title.

## TATUM MAKES ACCT HISTORY


- Jayson Tatum** has scored 88 points in Duke's first three NCAA Tournament games, an average of 22.0 per contest.
- Tatum's 69 points in Duke's first three games in Brooklyn were the third-best three-game total by a freshman in ACC Tournament history.
- His 88 total points were the second-most by a freshman in a four-game tourney run. He was just shy of matching the record of 90 set by NC State's Brandon Costner in 2007.
- For his efforts, Tatum was an All-ACC Tournament first team selection.

## CARDIAC KIDS

- The young Blue Devils showed second-half fortitude in their final three wins on the way to the ACC Tournament title.
- Against No. 10 Louisville in the quarterfinals, Duke overcame a 12-point deficit in the second half.
- The Blue Devils were down by seven to No. 6 North Carolina at halftime of their semifinal matchup. Duke's deficit grew to as many as 13 before it ripped off an 18-4 run to take control.
- Down eight against Notre Dame with just under 12 minutes to play in the championship game, Duke roared back to win by six.

## COACH K THE STANDARD BEARER

- The 2017 ACC Tournament was one of milestones for Coach K. He passed Dean Smith for both all-time ACC Tournament wins and ACC championships in Brooklyn.
- Krzyzewski surpassed Smith in the wins column against Louisville in the quarters. His win total currently stands at 61 in the ACCT.
- Duke's 20th title was its 14th under Coach K, breaking a tie with Smith for the most championships by a coach.



# JAYSON TATUM

# #0

**F • 6-8 • 205 • FR-HS**  
**ST. LOUIS, MO. (CHAMINADE COLLEGE PREP)**

## HONORS & AWARDS

- USBWA All-District III
- Third-team All-ACC
- ACC All-Freshman Team
- All-ACC Tournament first team
- Julius Erving Award Finalist
- Wayman Tisdale Award Midseason Watch List
- ACC Freshman of the Week (12/12, 2/13, 2/20)
- USBWA National Freshman of the Week (12/13)
- Preseason All-ACC second team
- Wooden Award Preseason Top 50
- Naismith Trophy Preseason Watch List

### CAREER HIGHS

Points	28	at Virginia	2/15/17
Rebounds	14	at Notre Dame	1/30/17
Assists	6	at Syracuse	2/22/17
Steals	4 (3x)	last vs. Troy	3/17/17
Blocks	4 (2x)	last vs. Troy	3/17/17
FG Made	9	vs. Louisville	3/9/17
3FG Made	6	at Virginia	2/15/17
FT Made	9	vs. Boston College	1/7/17
Minutes	40 (2x)	last at Miami	2/25/17

### MISCELLANEOUS

	2016-17	Career
Double-figure points	25	25
20-pt games	7	7
Double-doubles	3	3
3 or more 3pt FG	4	4
2 or more blocks	9	9
2 or more steals	10	10
Dunks	17	17
Three-point plays	8	8

### GAME-BY-GAME

Opponent	FG	3FG	FT	O-D-T	PF	Pts	A	TO	B	S	MIN
Marist	-	-	-	-	-	-	-	-	-	-	-
Grand Canyon	-	-	-	-	-	-	-	-	-	-	-
vs. [7] Kansas	-	-	-	-	-	-	-	-	-	-	-
vs. Penn State	-	-	-	-	-	-	-	-	-	-	-
vs. [21] Rhode Island	-	-	-	-	-	-	-	-	-	-	-
William & Mary	-	-	-	-	-	-	-	-	-	-	-
Appalachian State	-	-	-	-	-	-	-	-	-	-	-
Michigan State	-	-	-	-	-	-	-	-	-	-	-
Maine	2-8	1-2	5-6	1-7-8	0	10	0	1	1	0	20*
vs. [21] Florida	7-12	0-0	8-8	0-8-8	3	22	2	2	1	2	29
vs. UNLV	5-11	1-3	2-2	0-5-5	2	13	3	1	2	2	24
Tennessee State	4-11	2-6	4-5	3-6-9	4	14	3	4	2	2	29*
vs. Elon	7-22	0-4	4-4	3-5-8	1	18	3	2	4	2	37*
at Virginia Tech	6-14	2-5	4-6	3-4-7	3	18	2	3	1	1	38*
Georgia Tech	8-15	1-7	2-3	2-4-6	3	19	4	2	2	4	28*
Boston College	6-9	1-2	9-10	1-5-6	4	22	3	5	2	4	30*
at [9] Florida State	7-17	3-6	4-5	0-4-4	2	21	0	4	0	1	38*
at [14] Louisville	3-11	0-1	5-6	0-5-5	4	11	0	3	0	1	31*
Miami	4-9	1-4	5-6	0-3-3	5	14	1	3	1	0	25*
NC State	7-14	1-4	1-2	1-8-9	3	16	3	2	2	1	31*
at Wake Forest	2-6	1-3	3-4	1-4-5	5	8	1	3	1	1	21*
at [20] Notre Dame	8-14	0-1	3-3	3-11-14	4	19	2	5	1	1	37*
Pittsburgh	4-7	2-3	2-2	3-3-6	3	12	2	1	1	1	35*
[8] North Carolina	5-14	2-6	7-8	1-8-9	2	19	5	2	2	0	32*
Clemson	3-8	1-3	2-2	1-6-7	1	9	2	2	1	0	39*
at [14] Virginia	8-12	6-7	6-6	0-8-8	1	28	0	3	1	1	36*
Wake Forest	6-11	3-5	4-4	1-6-7	4	19	2	1	0	0	35*
at Syracuse	8-17	3-7	0-0	4-9-13	2	19	6	4	0	1	40*
at Miami	4-16	0-7	0-0	3-4-7	0	8	2	0	1	1	40*
[15] Florida State	5-13	1-5	4-4	1-8-9	3	15	4	5	2	2	39*
at [5] North Carolina	4-13	2-4	3-4	1-4-5	3	13	1	2	0	1	30*
vs. Clemson	7-15	1-7	5-5	1-8-9	3	20	4	2	0	0	39*
vs. [10] Louisville	9-15	1-2	6-8	0-6-6	5	25	2	3	0	3	39*
vs. [6] North Carolina	8-15	1-4	7-7	1-6-7	4	24	2	3	0	2	36*
vs. [22] Notre Dame	7-11	0-2	5-7	1-7-8	3	19	1	2	1	1	39*
vs. Troy	5-13	1-3	7-10	3-9-12	4	18	1	1	4	4	35*

\* Indicates Games Started; [ ] AP Ranking

### EFFICIENCY EQUALS PRODUCTION

- Tatum has scored 18+ points in 16 games this season. In those contests, he is shooting .496 (112-of-226) from the floor and .862 (81-of-94) from the free throw line.
- Tatum's high-scoring games also go hand-in-hand with increased rebounding and steals numbers, as he averages 8.3 (132) and 2.4 (38), respectively.
- Those compare favorably to his .370 (47-of-127) field goal percentage, .837 (36-of-43) free throw percentage, 6.5 (78) rebound average and 1.0 (12) steal average in 12 games when scoring less than 18 points.

### STAT SHEET STUFFER

- The ultra-versatile Tatum has six games this season in which he has put up 10+ points, 5+ rebounds, 3+ assists, 2+ steals and 2+ blocks.
- There have been only 56 games in Duke history in which a player has accomplished that stat line. Tatum's six have are the third-most in program history.
- Tatum's six such games are also a Duke single-season record.

### 10+ Pts/5+ Rebs/3+ Ast/2+ Stl/2+ Blk, Career

Rk	Player, Seasons	No.
1.	Shane Battier, 1998-01	8
2.	Grant Hill, 1991-94	7
3.	Jayson Tatum, 2017-present	6
4.	Mike Gminski, 1977-80	4
	Shelden Williams, 2003-06	4

### 10+ Pts/5+ Rebs/3+ Ast/2+ Stl/2+ Blk, Season

Rk	Player, Seasons	No.
1.	Jayson Tatum, 2017	6
2.	Shane Battier, 2001	5
3.	Shelden Williams, 2006	4
4.	Mike Gminski, 1977-80	3
	Grant Hill, 1993	3

### CAREER STATISTICS

SEASON	GP-GS	MIN/AVG	FG-FGA	PCT.	3FG-FGA	PCT.	FT-FTA	PCT.	O-D-T	AVG.	PF-DQ	AS	TO	BS	ST	TP	AVG.
2016-17	28-26	932/33.3	159-353	.450	38-113	.336	117-137	.854	39-171-210	7.5	81-3	61	71	33	39	473	16.9
<b>TOTAL</b>	<b>28-26</b>	<b>932/33.3</b>	<b>159-353</b>	<b>.450</b>	<b>38-113</b>	<b>.336</b>	<b>117-137</b>	<b>.854</b>	<b>39-171-210</b>	<b>7.5</b>	<b>81-3</b>	<b>61</b>	<b>71</b>	<b>33</b>	<b>39</b>	<b>473</b>	<b>16.9</b>



## SCORING/REBOUNDING COMBO

• Tatum's scoring average of 16.9 points per game ranks second on the team and second among ACC freshmen. It would rank as the sixth-best freshman scoring average in program history.

### Duke • Freshman Scoring Average

Rk	Player, Season	PPG
1.	Jabari Parker, 2014	19.1
2.	Johnny Dawkins, 1983	18.1
3.	Jahlil Okafor, 2015	17.3
	Brandon Ingram, 2016	17.3
5.	Gene Banks, 1978	17.1
6.	Jayson Tatum, 2017	16.9
7.	Austin Rivers, 2012	15.5

### ACC • Freshman Scoring Average, 2016-17

Rk	Player, School	PPG
1.	Dennis Smith, NC State	18.1
2.	Jayson Tatum, Duke	16.9
3.	Josh Okogie, Georgia Tech	15.5
4.	Ky Bowman, Boston College	14.3
5.	Jonathan Isaac, Florida State	12.1

through March 17

• Tatum ranks second on the team and among ACC freshmen with an average of 7.5 rebounds per contest. That mark is currently fifth on Duke's freshman chart.

### Duke • Freshman Rebound Average

Rk	Player, Season	RPG
1.	Mike Gminski, 1977	10.7
2.	Jabari Parker, 2014	8.7
3.	Gene Banks, 1978	8.6
4.	Jahlil Okafor, 2015	8.5
5.	Jayson Tatum, 2017	7.5
6.	Elton Brand, 1998	7.3
7.	Luol Deng, 2004	6.9

### ACC • Freshman Rebound Average, 2016-17

Rk	Player, School	RPG
1.	Jonathan Isaac, Florida State	7.7
2.	Jayson Tatum, Duke	7.5
3.	Bruce Brown, Miami	5.6
4.	Tony Bradley, North Carolina	5.2

through March 17

• Tatum could become just the fifth Duke freshman in the Coach K Era to average at least 15.0 points and 6.0 rebounds per game.

### Duke • Freshmen w/ 15.0+ PPG, 6.0+ RPG under Coach K

Name, Season	PPG	RPG
Luol Deng, 2003-04	15.1	6.9
Jabari Parker, 2013-14	19.1	8.7
Jahlil Okafor, 2014-15	17.3	8.5
Brandon Ingram, 2015-16	17.3	6.8
Jayson Tatum, 2016-17	16.9	7.5

## PROWESS AT THE LINE

• Tatum is shooting .854 (117-of-137) from the free throw line this season. That would be the fifth-best by a freshman in Duke history (min. 60 FTM).

• He also ranks fourth in Duke freshman history with 117 free throws made.

### Duke • Freshman Free Throw Percentage

Rk	Player, Season	FT PCT
1.	J.J. Redick, 2003	.919 (102-111)
2.	Kyrie Irving, 2011	.901 (64-71)
3.	Tyus Jones, 2015	.889 (144-162)
	Luke Kennard, 2016	.889 (88-99)
5.	Jayson Tatum, 2017	.854 (117-137)
6.	Jon Scheyer, 2007	.846 (115-136)

### Duke • Freshman Free Throws Made

Rk	Player, Season	FTM
1.	Jabari Parker, 2015	160
2.	Tyus Jones, 2015	144
3.	Austin Rivers, 2012	121
4.	Jayson Tatum, 2017	117
5.	Brandon Ingram, 2017	116

## MINUTES PILING UP

• Since entering the lineup in early December, Tatum has averaged 33.3 minutes per game.

• He is on pace to become just the 14th freshman to average 30+ minutes per game under Coach K at Duke.

• Tatum has played 30+ minutes in 21 of his 28 games, including each of Duke's last 15 contests.

### Duke • Freshman 30+ MPG Under Coach K


Player, Season	MPG
Johnny Dawkins, 1982-83	35.8
Tommy Amaker, 1983-84	36.3
Bobby Hurley, 1989-90	33.4
Jason Williams, 1999-00	34.0
J.J. Redick, 2002-03	30.7
Luol Deng, 2003-04	31.1
Greg Paulus, 2005-06	32.3
Jon Scheyer, 2006-07	33.7
Austin Rivers, 2001-12	33.3
Jabari Parker, 2013-14	30.7
Tyus Jones, 2014-15	33.9
Jahlil Okafor, 2014-15	30.1
Brandon Ingram, 2015-16	34.6
Jayson Tatum, 2016-17	33.3

## SPECIAL NIGHT AT JPJ

• Tatum made Duke freshman history with his 6-of-7 outburst from three-point range in Duke's win at then-No. 14 Virginia on Feb. 15.

• His six triples tied Duke's single-game freshman record, placing him in a group of nine players (including current teammate Luke Kennard) to drop a half-dozen three-pointers in a game.

• Tatum's .857 three-point percentage on the night tied J.J. Redick's Duke single-game rookie record, set at Georgia Tech on Feb. 26, 2003.



# HARRY GILES

#1

F • 6-10 • 240 • FR-HS  
WINSTON-SALEM, N.C. (FOREST TRAIL)

## HONORS & AWARDS

Wooden Award Preseason Top 50  
Naismith Trophy Preseason Watch List

## FINDING HIS TOUCH

- Over his last 21 games, Giles is shooting .667 (38-of-57) from the floor. He has scored 86 points - an average of 4.1 - in those games.
- Over his first four collegiate games, Giles shot .333 (7-of-21) from the field and averaged 3.8 points.

## GOLDEN THREE TIMES

- Giles owns three gold medals as a member of the USA Basketball program: 2015 FIBA U19 World Championship, 2014 FIBA U17 World Championship and 2013 FIBA Americas U16 Championship.
- He was named to the 2015 FIBA U19 World Championship All-Tournament Team after averaging a double-double of 14.0 points and 10.6 rebounds to lead the U.S. to the gold medal.
- He has played in 16 games for USA Basketball, making nine starts and averaging 11.8 points and 8.0 rebounds per contest.

## CAREER HIGHS

Points	12	vs. Boston College	1/7/17
Rebounds	12	vs. Georgia Tech	1/4/17
Assists	2	vs. Louisville	3/9/17
Steals	2 (2x)	last vs. Louisville	3/9/17
Blocks	4	vs. North Carolina	3/10/17
FG Made	5 (2x)	last vs. Boston College	1/7/17
FT Made	2 (3x)	last vs. North Carolina	3/10/17
Minutes	24	vs. Boston College	1/7/17

## MISCELLANEOUS

	2016-17	Career
Double-figure points	2	2
Double-doubles	1	1
20-pt games	0	0
Dunks	15	15
5 or more rebounds	9	9
2 or more blocks	3	3
Three-point plays	1	1

## GAME-BY-GAME

Opponent	FG	3FG	FT	O-D-T	PF	Pts	A	TO	B	S	MIN
Marist	-	-	-	-	-	-	-	-	-	-	-
Grand Canyon	-	-	-	-	-	-	-	-	-	-	-
vs. [7] Kansas	-	-	-	-	-	-	-	-	-	-	-
vs. Penn State	-	-	-	-	-	-	-	-	-	-	-
vs. [21] Rhode Island	-	-	-	-	-	-	-	-	-	-	-
William & Mary	-	-	-	-	-	-	-	-	-	-	-
Appalachian State	-	-	-	-	-	-	-	-	-	-	-
Michigan State	-	-	-	-	-	-	-	-	-	-	-
Maine	-	-	-	-	-	-	-	-	-	-	-
vs. [21] Florida	-	-	-	-	-	-	-	-	-	-	-
vs. UNLV	-	-	-	-	-	-	-	-	-	-	-
Tennessee State	0-1	0-0	0-0	0-0-0	0	0	0	0	0	0	4
vs. Elon	0-2	0-0	1-2	1-1-2	2	1	0	0	0	0	6
at Virginia Tech	2-6	0-0	0-0	4-4-8	3	4	1	0	0	0	13
Georgia Tech	5-12	0-0	0-0	7-5-12	2	10	1	1	0	0	17*
Boston College	5-8	0-0	2-3	1-4-5	5	12	1	1	1	1	24*
at [9] Florida State	2-3	0-0	1-2	0-2-2	3	5	0	2	0	0	10*
at [14] Louisville	3-5	0-0	1-4	3-3-6	3	7	1	1	2	1	19*
Miami	1-2	0-0	0-0	1-2-3	3	2	0	0	0	0	8*
NC State	4-5	0-0	0-2	1-6-7	2	8	0	1	1	0	14
at Wake Forest	3-5	0-0	0-0	3-2-5	4	6	0	1	1	0	18
at [20] Notre Dame	1-2	0-0	2-2	2-3-5	4	4	1	1	0	0	9
Pittsburgh	2-2	0-0	1-1	0-0-0	1	5	0	0	0	0	7
[8] North Carolina	3-3	0-0	0-0	0-2-2	1	6	0	1	1	0	10
Clemson	0-1	0-0	0-0	1-4-5	1	0	0	1	2	0	10
at [14] Virginia	2-2	0-0	1-2	1-2-3	1	5	1	2	0	2	19
Wake Forest	1-1	0-0	0-0	0-0-0	3	2	0	1	0	0	4
at Syracuse	3-3	0-0	0-0	2-2-4	1	6	0	0	0	0	11
at Miami	1-4	0-0	0-2	5-3-8	1	2	0	1	0	1	19*
[15] Florida State	0-0	0-0	0-0	1-0-1	1	0	0	0	0	0	5
at [5] North Carolina	0-0	0-0	1-2	1-2-3	3	1	0	1	1	0	13
vs. Clemson	1-1	0-0	0-0	0-1-1	3	2	0	0	0	0	5
vs. [10] Louisville	2-4	0-0	0-0	1-2-3	3	4	2	0	1	2	15
vs. [6] North Carolina	2-3	0-0	2-2	1-6-7	3	6	0	0	4	1	15
vs. [22] Notre Dame	2-2	0-0	0-0	2-2-4	1	4	0	1	1	0	10
vs. Troy	0-1	0-0	0-0	1-0-1	3	0	1	2	1	0	6

\* Indicates Games Started; [ ] AP Ranking

## CAREER STATISTICS

SEASON	GP-GS	MIN/AVG	FG-FGA	PCT.	3FG-FGA	PCT.	FT-FTA	PCT.	O-D-T	AVG.	PF-DQ	AS	TO	BS	ST	TP	AVG.
2016-17	25-6	291/11.6	45-78	.577	0-0	.000	12-24	.500	39-58-97	3.9	57-1	9	18	16	8	102	4.1
<b>TOTAL</b>	<b>25-6</b>	<b>291/11.6</b>	<b>45-78</b>	<b>.577</b>	<b>0-0</b>	<b>.000</b>	<b>12-24</b>	<b>.500</b>	<b>39-58-97</b>	<b>3.9</b>	<b>57-1</b>	<b>9</b>	<b>18</b>	<b>16</b>	<b>8</b>	<b>102</b>	<b>4.1</b>



# CHASE JETER

#2

## HONORS & AWARDS

All-ACC Academic Team

**F/C • 6-10 • 230 • SO-1L**  
**LAS VEGAS, NEV. (BISHOP GORMAN)**

### CAREER HIGHS

Points	11	vs. Marist	11/11/16
Rebounds	8	vs. Marist	11/11/16
Assists	2 (2x)	last vs. Rhode Island	11/20/16
Steals	3	vs. Grand Canyon	11/12/16
Blocks	3 (2x)	last vs. Kansas	11/15/16
FG Made	4	vs. Marist	11/11/16
FT Made	5	vs. Kansas	11/15/16
Minutes	26	vs. Kansas	11/15/16

### MISCELLANEOUS

	2016-17	Career
Double-figure points	1	1
20-pt games	0	0
Dunks	6	11
5 or more rebounds	2	6
2 or more blocks	5	5
Charges drawn	5	13
Three-point plays	0	4

### GAME-BY-GAME

Opponent	FG	3FG	FT	O-D-T	PF	Pts	A	TO	B	S	MIN
Marist	4-4	0-0	3-4	5-3-8	1	11	1	0	2	0	18*
Grand Canyon	0-2	0-0	3-4	1-1-2	4	3	0	2	3	3	22*
vs. [7] Kansas	1-4	0-0	5-10	2-2-4	4	7	0	3	3	0	26*
vs. Penn State	0-0	0-0	1-2	0-0-0	0	1	1	0	0	0	6*
vs. [21] Rhode Island	0-1	0-0	0-0	0-1-1	2	0	2	0	0	0	8
William & Mary	2-3	0-0	2-2	1-2-3	3	6	1	1	1	0	13
Appalachian State	1-3	0-0	0-0	2-2-4	3	2	0	1	0	1	19
Michigan State	2-2	0-0	0-0	1-3-4	2	4	0	0	1	0	21
Maine	2-3	0-0	0-1	1-0-1	2	4	1	5	1	0	24*
vs. [21] Florida	0-0	0-0	0-0	0-0-0	1	0	0	1	0	0	1
vs. UNLV	1-2	0-0	0-1	0-3-3	2	2	0	0	2	0	15*
Tennessee State	0-0	0-0	0-0	0-2-2	1	0	0	1	0	1	10
vs. Elon	0-0	0-0	0-0	1-1-2	0	0	0	0	0	1	7
at Virginia Tech	0-0	0-0	0-0	0-1-1	1	0	0	0	1	0	6
Georgia Tech	-	-	-	-	-	-	-	-	-	-	-
Boston College	-	-	-	-	-	-	-	-	-	-	-
at [9] Florida State	0-2	0-0	1-2	4-2-6	3	1	0	1	2	1	25
at [14] Louisville	0-0	0-0	0-1	0-2-2	2	0	0	2	1	0	17
Miami	-	-	-	-	-	-	-	-	-	-	-
NC State	-	-	-	-	-	-	-	-	-	-	-
at Wake Forest	-	-	-	-	-	-	-	-	-	-	-
at [20] Notre Dame	-	-	-	-	-	-	-	-	-	-	-
Pittsburgh	-	-	-	-	-	-	-	-	-	-	-
[8] North Carolina	-	-	-	-	-	-	-	-	-	-	-
Clemson	-	-	-	-	-	-	-	-	-	-	-
at [14] Virginia	-	-	-	-	-	-	-	-	-	-	-
Wake Forest	-	-	-	-	-	-	-	-	-	-	-
at Syracuse	-	-	-	-	-	-	-	-	-	-	-
at Miami	-	-	-	-	-	-	-	-	-	-	-
[15] Florida State	-	-	-	-	-	-	-	-	-	-	-
at [5] North Carolina	-	-	-	-	-	-	-	-	-	-	-
vs. Clemson	-	-	-	-	-	-	-	-	-	-	-
vs. [10] Louisville	-	-	-	-	-	-	-	-	-	-	-
vs. [6] North Carolina	-	-	-	-	-	-	-	-	-	-	-
vs. [22] Notre Dame	-	-	-	-	-	-	-	-	-	-	-
vs. Troy	-	-	-	-	-	-	-	-	-	-	-

\* Indicates Games Started; [ ] AP Ranking

### CAREER STATISTICS

SEASON	GP-GS	MIN/AVG	FG-FGA	PCT.	3FG-FGA	PCT.	FT-FTA	PCT.	O-D-T	AVG.	PF-DQ	AS	TO	BS	ST	TP	AVG.
2015-16	32-0	254/7.9	21-38	.553	0-0	.000	20-37	.541	25-36-61	1.9	59-2	4	19	9	3	62	1.9
2016-17	16-6	238/14.9	13-26	.500	0-0	.000	15-27	.556	18-25-43	2.7	31-0	6	17	17	7	41	2.6
<b>TOTAL</b>	<b>48-6</b>	<b>492/10.3</b>	<b>34-64</b>	<b>.531</b>	<b>0-0</b>	<b>.000</b>	<b>35-64</b>	<b>.547</b>	<b>43-61-104</b>	<b>2.2</b>	<b>90-2</b>	<b>10</b>	<b>36</b>	<b>26</b>	<b>10</b>	<b>103</b>	<b>2.1</b>



# GRAYSON ALLEN

# #3

**G • 6-5 • 202 • JR-2L**  
**JACKSONVILLE, FLA. (PROVIDENCE SCHOOL)**

## HONORS & AWARDS

- \_\_\_\_ All-ACC Tournament second team
- \_\_\_\_ Preseason AP All-American
- \_\_\_\_ Preseason ACC Player of the Year
- \_\_\_\_ Preseason All-ACC first team
- \_\_\_\_ Wooden Award Preseason Top 50
- \_\_\_\_ Naismith Trophy Preseason Watch List
- \_\_\_\_ Jerry West Award Watch List
- \_\_\_\_ All-ACC Academic Team

### CAREER HIGHS

Points	34	vs. UNLV	12/10/16
Rebounds	11	vs. Buffalo	12/5/15
Assists	11	vs. Boston College	1/7/17
Steals	5	vs. Wake Forest	3/1/16
Blocks	2	vs. NC State	3/12/15
FG Made	12	vs. UNLV	12/10/16
3FG Made	7 (2x)	last vs. North Carolina	2/9/16
FT Made	15 (2x)	last vs. UNCW	3/17/15
Minutes	44	vs. Notre Dame	3/10/16

### MISCELLANEOUS

	2016-17	Career
Double-figure points	24	63
20-pt games	9	29
3 or more 3pt FG	12	29
5 or more assists	9	22
2 or more steals	7	21
Dunks	7	32
Three-point plays	9	28
Four-point plays	2	3

### DOUBLE-FIGURE EFFICIENCY

- Duke is 50-13 (.794) in Allen's career when he scores in double figures, including a 24-5 (.828) record when he reaches the 20-point mark.
- Over his career, Allen has been lethally efficient when he scores in double figures, shooting 47.9 percent from the field (383-of-800), 43.1 percent from three (169-of-392) and 84.0 percent from the free throw line (337-of-401).

### DOUBLE-DOUBLES, 6-5 OR SHORTER

- Allen is one of nine ACC players who stand 6-5 or shorter to register multiple double-doubles this season.

### GAME-BY-GAME

Opponent	FG	3FG	FT	O-D-T	PF	Pts	A	TO	B	S	MIN
Marist	3-11	2-5	8-9	1-3-4	1	16	3	2	1	1	22*
Grand Canyon	8-17	4-12	5-7	0-10-10	3	25	4	3	0	3	37*
vs. [7] Kansas	4-15	1-7	3-4	0-3-3	2	12	3	1	0	1	38*
vs. Penn State	4-10	1-6	3-3	0-8-8	0	12	4	3	0	2	35*
vs. [21] Rhode Island	3-11	0-5	4-4	0-5-5	2	10	3	1	0	2	39*
William & Mary	4-11	3-8	6-6	1-4-5	0	17	6	2	0	0	29*
Appalachian State	6-9	4-6	5-5	1-3-4	4	21	2	0	0	0	18*
Michigan State	7-21	5-11	5-7	0-3-3	4	24	4	4	0	2	37*
Maine	-	-	-	-	-	-	-	-	-	-	-
vs. [21] Florida	2-10	1-5	1-2	0-2-2	2	6	8	2	0	1	35*
vs. UNLV	12-16	6-9	4-5	2-2-4	2	34	1	2	0	0	29*
Tennessee State	2-7	1-6	7-11	2-3-5	3	12	2	0	0	0	35*
vs. Elon	1-8	1-6	0-0	0-3-3	3	3	2	0	0	0	21*
at Virginia Tech	-	-	-	-	-	-	-	-	-	-	-
Georgia Tech	3-5	2-4	7-7	1-2-3	0	15	7	1	0	1	27*
Boston College	5-9	2-6	0-2	0-5-5	2	12	11	5	0	3	37*
at [9] Florida State	2-6	0-3	5-7	0-3-3	3	9	5	3	0	0	26*
at [14] Louisville	6-11	2-3	9-12	2-7-9	3	23	3	6	0	0	36*
Miami	2-9	0-3	3-4	0-2-2	1	7	2	2	0	2	28*
NC State	4-13	1-9	4-5	0-1-1	1	13	2	2	0	0	26
at Wake Forest	5-13	5-11	4-4	3-3-6	4	19	3	4	0	1	33*
at [20] Notre Dame	6-13	3-7	6-6	0-5-5	3	21	3	3	1	0	36*
Pittsburgh	6-13	5-11	4-4	2-4-6	4	21	6	2	0	0	40*
[8] North Carolina	9-15	7-12	0-0	0-3-3	5	25	3	3	0	1	30*
Clemson	2-10	2-7	2-3	0-3-3	3	8	5	3	0	0	32*
at [14] Virginia	2-10	1-6	0-0	0-1-1	2	5	2	1	0	0	33*
Wake Forest	3-8	3-6	2-3	1-3-4	2	11	6	2	0	0	28*
at Syracuse	2-11	1-8	3-3	0-1-1	4	8	1	2	0	1	29*
at Miami	-	-	-	-	-	-	-	-	-	-	-
[15] Florida State	1-3	0-1	0-0	0-2-2	0	2	0	1	0	1	16
at [5] North Carolina	2-4	2-4	8-11	0-1-1	3	14	1	1	0	2	23
vs. Clemson	0-4	0-2	0-0	1-0-1	3	0	1	0	0	0	12
vs. [10] Louisville	5-12	2-3	6-7	2-2-4	3	18	1	2	0	0	28
vs. [6] North Carolina	5-10	5-6	3-4	1-1-2	3	18	5	2	0	0	30
vs. [22] Notre Dame	4-9	1-5	1-1	1-0-1	1	10	4	6	0	1	21
vs. Troy	6-10	5-9	4-6	1-4-5	0	21	4	0	0	1	28

\* Indicates Games Started; [ ] AP Ranking

### ACC • Double-Doubles (Players 6-5 or Shorter), 2016-17

Rk.	Name, School	Height	No.
1.	Bonzie Colson, Notre Dame	6-5	17
2.	Dennis Smith, Jr., NC State	6-3	4
3.	Torin Dorn, NC State	6-5	3
	Josh Okogie, Georgia Tech	6-4	3
	Frank Howard, Syracuse	6-5	3
6.	Grayson Allen, Duke	6-5	2
	Bruce Brown, Miami	6-5	2
	John Gillon, Syracuse	6-0	2
	Ky Bowman, Boston College	6-1	2

through March 17

### LOFTY COMPANY AT THE STRIPE

- Allen's career free throw percentage of 82.7 currently ranks seventh in program history (min. 200 FTM).

### Duke • Free Throw Percentage, Career

Rk.	Player, Years	FT	FTA	PCT
1.	J.J. Redick, 2003-06	662	726	.912
2.	Luke Kennard, 2016-pres.	240	278	.863
3.	Trajan Langdon, 1995-99	386	448	.862
4.	Jon Scheyer, 2006-2010	608	706	.861
5.	Quinn Cook, 2012-15	267	313	.853
6.	Tom Emma, 1980-83	214	254	.843
7.	Grayson Allen, 2015-pres.	378	457	.827
8.	Seth Curry, 2011-13	293	355	.825

### POINTS-ASSISTS COMBOS

- Allen has accrued 472 points and 117 assists this season after posting 779 points and 127 assists in 2015-16.
- He needs 28 points to become just the sixth Duke player under Coach K to record consecutive seasons with 500+ points and 100+ assists.
- That select list already includes Johnny Dawkins (1983-86), Danny Ferry (1988-89), Jason Williams (2001-02), Jon Scheyer (2009-10) and Nolan Smith (2010-11).

### CAREER STATISTICS

SEASON	GP-GS	MIN/AVG	FG-FGA	PCT.	3FG-FGA	PCT.	FT-FTA	PCT.	O-D-T	AVG.	PF-DQ	AS	TO	BS	ST	TP	AVG.
2014-15	35-0	322/9.2	45-106	.425	18-52	.346	45-53	.849	9-26-35	1.0	42-2	14	15	5	10	153	4.4
2015-16	36-35	1317/36.6	239-513	.466	90-216	.417	211-252	.837	24-141-165	4.6	98-4	127	72	5	47	779	21.6
2016-17	33-25	974/29.5	136-344	.395	78-212	.368	122-152	.803	22-102-124	3.8	76-1	117	71	2	26	472	14.3
<b>TOTAL</b>	<b>104-60</b>	<b>2613/25.1</b>	<b>420-963</b>	<b>.436</b>	<b>186-480</b>	<b>.388</b>	<b>378-457</b>	<b>.827</b>	<b>55-269-324</b>	<b>3.1</b>	<b>216-7</b>	<b>256</b>	<b>158</b>	<b>12</b>	<b>83</b>	<b>1404</b>	<b>13.5</b>

## 1,000-POINT CLUB

• Allen became the 65th-player in Duke history to eclipse the 1,000-point mark in Duke's win over No. 21 Rhode Island on Nov. 20. Allen's 1,404 points currently rank 34th on the program's career list.

### Duke • Points, Career

<i>Rk</i>	<i>Player, Years</i>	<i>PTS</i>
30.	Carlos Boozer, 2000-02	1,506
31.	Vince Taylor, 1979-82	1,455
	Chris Carrawell, 1996-00	1,455
33.	Mike Lewis, 1966-68	1,417
34.	<b>Grayson Allen, 2015-pres.</b>	<b>1,404</b>
35.	Phil Henderson, 1987-90	1,397
36.	Seth Curry, 2011-13	1,394

## ACADEMIC ACCOMPLISHMENTS

• Allen has been named to the All-ACC Academic Team in each of his three collegiate seasons. He is the ninth Duke player to earn the honor three times, a group that includes current teammate Amile Jefferson (four times).

• In 2016, Allen was a second-team CoSIDA Academic All-American - the sixth to play at Duke under Coach K (nine honors).



# LUKE KENNARD

# #5

**G • 6-6 • 202 • SO-1L**  
**FRANKLIN, OHIO (FRANKLIN)**

## HONORS & AWARDS

- Second-team All-American (Sporting News)
- Second-team All-American (USBWA)
- First-team All-American (NBC Sports)
- Second-team All-American (USA Today)
- USBWA All-District III
- First-team All-ACC (unanimous)
- ACC Tournament MVP
- ACC All-Tournament first team
- Jerry West Award Finalist
- Naismith Trophy Semifinalist
- Wooden Award National Ballot (Final 15)
- Wooden Award Late Season Top 20
- Wooden Award Midseason Top 25
- Oscar Robertson Trophy Midseason Watch List
- Hall of Fame Tip Off All-Tournament Team

### CAREER HIGHS

Points	35	vs. Maine	12/3/16
Rebounds	11	vs. Oregon	3/24/16
Assists	6 (2x)	vs. William & Mary	11/23/16
Steals	3 (4x)	last vs. North Carolina	3/10/17
Blocks	2	vs. North Carolina	3/10/17
FG Made	11 (3x)	last vs. Virginia Tech	12/31/16
3FG Made	6 (2x)	last at Wake Forest	1/28/17
FT Made	12	vs. Utah	12/19/15
Minutes	40 (8x)	last vs. Florida State	2/28/17

### MISCELLANEOUS

	2016-17	Career
Double-figure points	34	55
20-pt games	19	26
3 or more 3pt FG	12	20
5 or more assists	4	4
2 or more steals	9	18
Charges drawn	2	6
Three-point plays	15	19
Dunks	2	5

### GAME-BY-GAME

Opponent	FG	3FG	FT	O-D-T	PF	Pts	A	TO	B	S	MIN
Marist	7-14	2-5	0-0	1-8-9	3	16	2	0	0	0	29*
Grand Canyon	5-7	2-3	2-4	0-5-5	2	14	6	4	0	2	36*
vs. [7] Kansas	7-10	2-4	6-6	0-5-5	3	22	5	3	1	0	35*
vs. Penn State	5-16	3-8	2-2	1-3-4	1	15	3	2	0	1	40*
vs. [21] Rhode Island	8-11	4-5	4-4	2-5-7	4	24	2	1	0	0	40*
William & Mary	5-13	1-5	0-0	4-4-8	3	11	6	2	0	2	35*
Appalachian State	4-15	1-8	9-10	2-7-9	0	18	3	0	1	0	30*
Michigan State	8-18	1-7	3-5	1-5-6	0	20	0	2	1	1	40*
Maine	11-16	4-9	9-9	0-8-8	1	35	2	0	1	2	34*
vs. [21] Florida	11-16	5-7	2-2	1-0-1	3	29	3	3	0	2	38*
vs. UNLV	6-12	2-5	2-2	1-4-5	0	16	4	0	0	3	34*
Tennessee State	7-10	3-5	7-8	0-3-3	2	24	1	4	0	0	39*
vs. Elon	7-17	2-4	5-6	2-5-7	3	21	0	0	1	1	36*
at Virginia Tech	11-19	3-6	9-11	3-4-7	2	34	1	2	0	1	38*
Georgia Tech	6-7	4-5	0-0	1-4-5	1	16	1	1	0	0	26*
Boston College	2-6	1-2	4-5	1-3-4	3	9	1	0	1	1	28*
at [9] Florida State	8-15	2-6	5-6	2-1-3	1	23	2	2	0	1	40*
at [14] Louisville	6-10	1-3	4-4	0-4-4	2	17	3	3	0	0	39*
Miami	3-8	1-3	4-4	1-4-5	3	11	1	1	1	0	29*
NC State	5-9	2-5	8-10	1-4-5	5	20	4	2	0	2	27
at Wake Forest	11-14	6-6	6-10	0-4-4	2	34	4	3	0	0	33*
at [20] Notre Dame	5-11	1-2	5-5	1-3-4	5	16	2	1	0	0	32*
Pittsburgh	4-12	2-7	0-0	0-2-2	3	10	3	1	0	2	40*
[8] North Carolina	8-15	2-5	2-2	0-4-4	3	20	3	2	0	0	36*
Clemson	7-16	4-8	7-9	0-4-4	3	25	1	1	0	1	36*
at [14] Virginia	3-10	1-3	9-10	0-7-7	0	16	3	2	0	0	40*
Wake Forest	9-15	3-7	2-2	2-2-4	3	23	3	1	0	0	37*
at Syracuse	8-19	5-9	2-3	4-3-7	4	23	5	0	1	0	37*
at Miami	6-20	2-6	2-3	1-5-6	1	16	1	3	1	2	40*
[15] Florida State	5-13	2-5	5-6	3-3-6	3	17	2	3	0	0	40*
at [5] North Carolina	9-17	2-6	8-9	2-3-5	0	28	1	0	1	1	39*
vs. Clemson	9-20	2-8	0-0	1-4-5	2	20	2	1	0	1	39*
vs. [10] Louisville	7-16	3-8	7-9	2-8-10	2	24	3	2	1	0	38*
vs. [6] North Carolina	4-7	2-2	10-10	0-3-3	2	20	1	4	2	3	39*
vs. [22] Notre Dame	6-13	2-5	2-3	0-3-3	1	16	3	1	0	0	38*
vs. Troy	3-12	2-5	0-0	3-0-3	2	8	2	1	0	0	29*

\* Indicates Games Started; [ ] AP Ranking

### MARKED IMPROVEMENT

• Kennard has been widely recognized as one of college basketball's breakout stars in 2016-17. He has parlayed that into All-America and All-ACC honors.

### Kennard Season Comparison

Stat	2015-16	2016-17
Games played	36	36
Points	425	711
Field goals	141	236
Field goal percentage	.421	.493
Three-point field goals	55	87
Three-point field goal percentage	.320	.442
Free throws	88	152
Free throw attempts	99	179
Rebounds	129	187
Assists	54	89
Minutes played	961	1,286

### 20/.500 CLUB

• With his average of 19.8 points per game and his .493 shooting percentage for the year, Kennard has a chance to become just the fifth player in Duke history to average 20+ points and shoot at least .500 for a season.

### 20+ PPG, .500 FG Pct. for a Season, Duke

Name, Season	PPG	FG Pct.
Vince Taylor (1981-82)	20.3	.518
Johnny Dawkins (1985-86)	20.2	.549
Danny Ferry (1988-89)	22.6	.522
Christian Laettner (1991-92)	21.5	.575

### KENNARD VS. RANKED TEAMS

• Kennard is averaging 17.6 points (351 total) in 20 career games against ranked opponents. He is averaging 20.9 points (272 total) against ranked teams this season.

• For his career, he is shooting .498 (114-of-229) from the field, .432 (41-of-95) from beyond the arc and .882 (82-of-93) from the free throw line in games against ranked competition.

### CAREER STATISTICS

SEASON	GP-GS	MIN/AVG	FG-FGA	PCT.	3FG-FGA	PCT.	FT-FTA	PCT.	O-D-T	AVG.	PF-DQ	AS	TO	BS	ST	TP	AVG.
2015-16	36-11	961/26.7	141-335	.421	55-172	.320	88-99	.889	35-94-129	3.6	69-1	54	28	6	34	425	11.8
2016-17	36-35	1286/35.7	236-479	.493	87-197	.442	152-179	.849	43-144-187	5.2	78-2	89	58	13	29	711	19.8
<b>TOTAL</b>	<b>72-46</b>	<b>2247/31.2</b>	<b>377-814</b>	<b>.463</b>	<b>142-369</b>	<b>.385</b>	<b>240-278</b>	<b>.863</b>	<b>78-238-316</b>	<b>4.4</b>	<b>147-3</b>	<b>143</b>	<b>86</b>	<b>19</b>	<b>63</b>	<b>1136</b>	<b>15.8</b>

## 20-POINT EFFICIENCY

- Kennard is averaging 24.7 points (469 total) and is shooting .554 (155-of-280) from the field this season when scoring at least 20 points.
- Kennard's 19 20+-point games this year give him 26 in 72 career games (36.1 percent).

## QUICK PATH TO 1,000

- Kennard has scored 1,136 points in his Duke career, joining the 1,000-point club with a 16-point day at Miami on Feb. 25.
- He currently ranks fourth in Duke history in points in a player's first two seasons.
- He is the 12th Duke player to reach that milestone in his first two seasons and the fifth to accomplish it under Coach K.
- The last Duke player before Kennard to do so was Kyle Singler in 2009.

## 1,000 Points in First Two Seasons at Duke

Name, Seasons	Points
1. Jason Williams (2000-01)	1,333
2. Art Heyman (1961-62)	1,237
3. Johnny Dawkins (1983-84)	1,165
4. <b>Luke Kennard (2016-present)</b>	<b>1,136</b>
5. Jeff Mullins (1962-63)	1,134
6. Dick Groat (1950-51)	1,106
7. J.J. Redick (2003-04)	1,084
8. Kyle Singler (2008-09)	1,060
9. Mike Gminski (1977-78)	1,054
10. Bob Verga (1965-66)	1,053
11. Randy Denton (1969-70)	1,046
12. Gene Banks (1978-79)	1,010

## LOFTY COMPANY AT THE STRIPE

- Kennard's career free throw percentage of 86.3 currently ranks second in program history (min. 200 FTM).
- His performance at the free throw line also currently ranks seventh in ACC history (min. 200 FTM).

## Duke • Free Throw Percentage, Career

Rk	Player, Years	FT	FTA	PCT
1.	J.J. Redick, 2003-06	662	726	.912
2.	<b>Luke Kennard, 2016-pres.</b>	<b>240</b>	<b>278</b>	<b>.863</b>
3.	Trajan Langdon, 1995-99	386	448	.862
4.	Jon Scheyer, 2006-2010	608	706	.861
5.	Quinn Cook, 2012-15	267	313	.853
6.	Tom Emma, 1980-83	214	254	.843
7.	<b>Grayson Allen, 2015-pres.</b>	<b>378</b>	<b>457</b>	<b>.827</b>
8.	Seth Curry, 2011-13	293	355	.825

## ACC • Free Throw Percentage, Career

Rk	Player, Years	FT	FTA	PCT
1.	<b>J.J. Redick (Duke), 2003-06</b>	<b>662</b>	<b>726</b>	<b>.912</b>
2.	Jack McClinton (Miami), 2007-09	332	369	.900
3.	Scott Wood (NC State), 2010-13	233	263	.886
4.	Malcolm Brogdon (Virginia), 2013-16	422	482	.876
5.	Charlie Davis (Wake Forest), 1969-71	578	662	.873
6.	Roger Mason (Virginia), 2000-02	318	366	.869
7.	<b>Luke Kennard (Duke), 2016-pres.</b>	<b>240</b>	<b>278</b>	<b>.863</b>
8.	Trajan Langdon (Duke), 1995-99	386	448	.862
9.	Jon Scheyer (Duke), 2007-10	608	706	.861
10.	Greg Manning (Maryland), 1978-81	315	367	.858

## INCREASED WORKLOAD NO PROBLEM

- Kennard plays an average of 35.7 minutes per game, which ranks third in the ACC. He has played 40 minutes on eight occasions while the rest of the team has combined to do so seven times.
- Despite the heavy workload, Kennard ranks among the ACC leaders in scoring (1st), field goal percentage (6th), three-point percentage (2nd) and free throw percentage (5th).

## EFFICIENCY & OUTPUT

- Kennard is averaging 19.8 points and is shooting .493 from the field to rank first and sixth, respectively, in the ACC.
- Kennard is the only guard among the five players who rank in the top 10 in both categories.

## ACC • Top 10 FG Percentage & Points Per Game, 2016-17

Player, School	FG Pct. (Rk.)	Avg. (Rk.)
<b>Luke Kennard, Duke</b>	<b>.493 (7th)</b>	<b>19.8 (1st)</b>
John Collins, Wake Forest	.622 (1st)	19.2 (3rd)
Jamel Artis, Pittsburgh	.475 (9th)	18.2 (6th)
Jaron Blossomgame, Clemson	.499 (6th)	17.7 (9th)
Bonzie Colson, Notre Dame	.521 (4th)	17.5 (10th)

*through March 17*

## FROM BEYOND THE ARC

- Kennard is shooting .442 (87-of-197) from deep this season, which ranks second in the ACC.
- His percentage this season would also rank seventh on Duke's single-season three-point percentage chart.
- Kennard could join Greg Paulus (2007) as the only players in Duke history to shoot at least .450 from three-point range for a season with at least 150 attempts.

## ACC • Three-Point Field Goal Percentage, 2016-17

Rk	Player, School	3FG	3FGA	PCT
1.	Avry Holmes, Clemson	69	156	.442
2.	<b>Luke Kennard, Duke</b>	<b>87</b>	<b>197</b>	<b>.442</b>
3.	Justin Bibbs, Virginia Tech	67	155	.432
4.	Matt Farrell, Notre Dame	79	189	.418
5.	Cameron Johnson, Pittsburgh	78	188	.415

*through March 17*

## Duke • Three-Point Percentage, Season

Rk	Player, Year	3FG	3FGA	PCT
1.	Christian Laettner, 1992	54	97	.557
2.	Chip Engelland, 1983	41	74	.554
3.	Jeff Capel, 1995	63	137	.460
4.	Greg Paulus, 2007	68	151	.450
5.	Quinn Snyder, 1988	41	92	.446
6.	Shane Battier, 2000	79	178	.444
7.	<b>Luke Kennard, 2017</b>	<b>87</b>	<b>197</b>	<b>.442</b>
8.	Chris Collins, 1996	79	149	.4413
9.	Trajan Langdon, 1997	86	195	.4410
10.	Trajan Langdon, 1999	112	254	.4409

- Kennard currently has the longest active streak of games with a three-pointer in the ACC at 39 contests.
- That stretch is the second-longest in Duke history and the 10th-longest in ACC history.

## Duke • Consecutive Games with a 3FG

Rk	Player, Year(s)	Streak
1.	Quinn Cook, 2014-15	45
2.	<b>Luke Kennard, 2016-17</b>	<b>39</b>
3.	Trajan Langdon, 1995-96	37
4.	J.J. Redick, 2006	35
5.	Jason Williams, 2001-02	34

## ACC • Consecutive Games with a 3FG

Rk	Player, Year(s)	Streak
1.	Dennis Scott (Georgia Tech), 1988-90	69
2.	Justin Gray (Wake Forest), 2004-05	51
3.	Curtis Staples (Virginia), 1995-97	50
4.	<b>Quinn Cook (Duke), 2014-15</b>	<b>45</b>
	Cliff Hammonds (Clemson), 2006-08	45
6.	Rodney Monroe (Clemson), 1990-91	43
7.	Matt Harpring (Georgia Tech), 1995-96	42
8.	Marcus Paige (North Carolina), 2015-16	41
	Anthony Morrow (Georgia Tech), 2007-08	41
10.	<b>Luke Kennard (Duke), 2016-17</b>	<b>39</b>

## FIRST TO PERFECT

- Kennard set a Duke single-game three-point percentage record with his 6-of-6 performance from outside the arc at Wake Forest, becoming the first Duke player ever to make 5+ three-pointers without a miss.
- He was 5-of-5 from deep in his 30-point second half, knocking down the game-winning triple with 6.6 seconds left.
- He finished the game with 34 points on 11-of-14 shooting to go along with four assists.

## KENNARD IN THE GARDEN

- Kennard has played some of his best basketball at "The World's Most Famous Arena," especially over his last three games in Madison Square Garden.

Opponent, Date	FG	3FG	Reb.	A	Pts
Utah, 12/19/2015	5-9	2-5	8	0	24
[7] Kansas, 11/15/2016	7-10	2-4	5	5	22
[21] Florida, 12/6/2016	11-16	5-7	1	3	29
<b>Totals</b>	<b>23-35</b>	<b>9-16</b>	<b>14</b>	<b>8</b>	<b>75</b>
	<b>(.657)</b>	<b>(.563)</b>	<b>(4.7)</b>	<b>(2.7)</b>	<b>(25.0)</b>



# JAVIN DELAURIER #12

**F • 6-10 • 220 • FR-HS**  
**SHIPMAN, VA. (SAINT ANNE'S-BELFIELD)**

## CAREER HIGHS

Points	6	vs. Marist	11/11/16
Rebounds	8	vs. Marist	11/11/16
Assists	1	vs. Grand Canyon	11/12/16
Steals	2	vs. Maine	12/3/16
Blocks	2	vs. Appalachian State	11/26/16
FG Made	3	vs. Marist	11/11/16
FT Made	1	vs. Maine	12/3/2016
Minutes	17 (2x)	last vs. Maine	12/3/16

## MISCELLANEOUS

	2016-17	Career
Double-figure points	0	0
Double-doubles	0	0
20-pt games	0	0
5 or more rebounds	3	3
2 or more blocks	1	1
Three-point plays	0	0
Dunks	6	6

## GAME-BY-GAME

Opponent	FG	3FG	FT	O-D-T	PF	Pts	A	TO	B	S	MIN
Marist	3-3	0-0	0-2	1-7-8	4	6	0	1	1	0	17
Grand Canyon	1-1	0-0	0-0	1-0-1	2	2	1	0	0	0	6
vs. [7] Kansas	0-0	0-0	0-0	0-0-0	0	0	0	0	0	0	1
vs. Penn State	0-0	0-0	0-0	0-0-0	2	0	0	0	0	0	3
vs. [21] Rhode Island	-	-	-	-	-	-	-	-	-	-	-
William & Mary	1-1	0-0	0-0	1-1-2	3	2	0	3	0	1	9
Appalachian State	1-3	0-1	0-0	2-3-5	3	2	0	2	2	0	15
Michigan State	-	-	-	-	-	-	-	-	-	-	-
Maine	1-1	0-0	1-2	3-2-5	1	3	0	1	0	2	17
vs. [21] Florida	-	-	-	-	-	-	-	-	-	-	-
vs. UNLV	1-1	0-0	0-0	0-2-2	2	2	0	0	0	0	8
Tennessee State	-	-	-	-	-	-	-	-	-	-	-
vs. Elon	-	-	-	-	-	-	-	-	-	-	-
at Virginia Tech	-	-	-	-	-	-	-	-	-	-	-
Georgia Tech	-	-	-	-	-	-	-	-	-	-	-
Boston College	-	-	-	-	-	-	-	-	-	-	-
at [9] Florida State	-	-	-	-	-	-	-	-	-	-	-
at [14] Louisville	0-0	0-0	0-0	0-0-0	2	0	0	1	1	0	7
Miami	-	-	-	-	-	-	-	-	-	-	-
NC State	0-0	0-0	0-0	0-0-0	1	0	0	0	0	0	0+
at Wake Forest	-	-	-	-	-	-	-	-	-	-	-
at [20] Notre Dame	-	-	-	-	-	-	-	-	-	-	-
Pittsburgh	-	-	-	-	-	-	-	-	-	-	-
[8] North Carolina	-	-	-	-	-	-	-	-	-	-	-
Clemson	-	-	-	-	-	-	-	-	-	-	-
at [14] Virginia	-	-	-	-	-	-	-	-	-	-	-
Wake Forest	-	-	-	-	-	-	-	-	-	-	-
at Syracuse	-	-	-	-	-	-	-	-	-	-	-
at Miami	-	-	-	-	-	-	-	-	-	-	-
[15] Florida State	-	-	-	-	-	-	-	-	-	-	-
at [5] North Carolina	-	-	-	-	-	-	-	-	-	-	-
vs. Clemson	-	-	-	-	-	-	-	-	-	-	-
vs. [10] Louisville	-	-	-	-	-	-	-	-	-	-	-
vs. [6] North Carolina	-	-	-	-	-	-	-	-	-	-	-
vs. [22] Notre Dame	-	-	-	-	-	-	-	-	-	-	-
vs. Troy	1-1	0-0	0-0	0-0-0	0	2	0	0	0	1	2

\* Indicates Games Started; [ ] AP Ranking

## CAREER STATISTICS

SEASON	GP-GS	MIN/AVG	FG-FGA	PCT.	3FG-FGA	PCT.	FT-FTA	PCT.	O-D-T	AVG.	PF-DQ	AS	TO	BS	ST	TP	AVG.
2016-17	11-0	85/7.7	9-11	.818	0-1	.000	1-4	.250	8-15-23	2.1	20-0	1	8	4	4	19	1.7
<b>TOTAL</b>	<b>11-0</b>	<b>85/7.7</b>	<b>9-11</b>	<b>.818</b>	<b>0-1</b>	<b>.000</b>	<b>1-4</b>	<b>.250</b>	<b>8-15-23</b>	<b>2.1</b>	<b>20-0</b>	<b>1</b>	<b>8</b>	<b>4</b>	<b>4</b>	<b>19</b>	<b>1.7</b>





# MATT JONES

# #13

**G • 6-5 • 204 • SR-3L  
DESOTO, TEXAS (DESOTO)**

## HONORS & AWARDS

ACC All-Defensive Team

### JONES FROM DEEP

- After shooting just 14.3 percent (3-of-21) from outside the arc as a freshman, Jones has shot 38.7 percent (163-of-421) from deep over the last two-plus seasons.
- Jones has made at least three three-pointers in a game 25 times in his career, with Duke going 21-4 in those contests.
- For his career, Jones has scored 55.6 percent (504-of-906) of his points from outside the arc.

### A MULTITUDE OF STEALS

- Jones is averaging 1.7 steals per game and accounts for 27.7 percent of Duke's thefts this season.
- Jones' 27.7 percent steal accountability rate is the fourth-best in the ACC this season.

### CAREER HIGHS

Points	23	vs. Indiana	12/2/15
Rebounds	6 (6x)	last vs. Elon	12/21/16
Assists	7	vs. Syracuse	1/18/16
Steals	5	vs. Elon	12/21/16
Blocks	2	vs. Georgia Southern	12/15/15
FG Made	9	vs. Indiana	12/2/15
3FG Made	5 (2x)	last vs. Indiana	12/2/15
FT Made	5 (3x)	last at Notre Dame	1/30/17
Minutes	45	vs. Utah	12/19/15

### MISCELLANEOUS

	2016-17	Career
Double-figure points	15	42
3 or more assists	9	25
2 or more steals	17	39
2 or more 3pt FG	13	49
Charges drawn	9	14
Dunks	3	4
Three-point plays	3	7

### GAME-BY-GAME

Opponent	FG	3FG	FT	O-D-T	PF	Pts	A	TO	B	S	MIN
Marist	4-9	3-6	0-0	0-3-3	3	11	1	2	0	3	27*
Grand Canyon	4-14	1-8	2-2	2-4-6	1	11	5	1	0	3	37*
vs. [7] Kansas	4-7	3-5	0-0	0-3-3	4	11	2	0	0	1	40*
vs. Penn State	6-8	3-4	0-0	0-1-1	4	15	1	3	0	0	37*
vs. [21] Rhode Island	4-13	2-7	3-4	2-2-4	2	13	1	1	0	1	40*
William & Mary	3-9	2-4	2-2	1-1-2	2	10	2	0	0	0	38*
Appalachian State	4-6	2-4	0-0	1-3-4	2	10	1	2	0	4	26*
Michigan State	1-7	0-6	0-2	0-1-1	3	2	4	1	0	4	40*
Maine	1-4	1-2	0-0	0-3-3	1	3	4	0	0	0	34*
vs. [21] Florida	0-4	0-2	0-0	1-2-3	3	0	1	1	1	1	36*
vs. UNLV	1-5	0-4	0-0	1-2-3	4	2	3	0	0	2	23*
Tennessee State	2-8	1-4	0-0	1-1-2	2	5	3	0	0	3	31*
vs. Elon	4-6	1-3	0-0	2-4-6	2	9	1	1	1	5	34*
at Virginia Tech	2-8	0-4	0-1	0-1-1	2	4	1	0	1	2	38*
Georgia Tech	5-9	4-7	0-0	3-1-4	3	14	2	2	0	0	19
Boston College	4-7	2-5	0-0	0-2-2	1	10	2	3	0	2	36
at [9] Florida State	4-8	2-5	0-0	1-2-3	4	10	2	2	0	2	36*
at [14] Louisville	3-5	1-2	1-1	1-2-3	3	8	1	1	1	0	36*
Miami	5-7	3-5	0-0	0-2-2	2	13	0	2	0	3	29
NC State	4-11	3-8	0-0	1-2-3	4	11	3	1	0	2	34
at Wake Forest	1-10	1-8	0-0	1-2-3	3	3	6	3	0	0	39*
at [20] Notre Dame	5-6	1-2	5-5	2-3-5	3	16	3	1	0	1	38*
Pittsburgh	0-1	0-1	1-3	0-1-1	1	1	0	0	0	0	14
[8] North Carolina	1-3	1-3	0-0	3-0-3	1	3	2	2	1	2	35*
Clemson	2-4	2-4	0-0	1-1-2	1	6	1	0	0	1	38*
at [14] Virginia	2-3	1-1	0-0	1-3-4	3	5	0	1	0	1	36*
Wake Forest	4-7	2-4	0-1	1-1-2	2	10	2	1	0	1	35*
at Syracuse	1-6	1-5	0-0	3-2-5	2	3	2	1	1	2	40*
at Miami	2-9	0-3	0-0	3-0-3	2	4	3	3	0	1	37*
[15] Florida State	2-9	1-3	0-0	3-0-3	3	5	0	1	0	1	34*
at [5] North Carolina	0-3	0-2	0-0	0-0-0	2	0	1	0	0	2	26*
vs. Clemson	2-4	0-2	2-2	1-1-2	2	6	1	2	0	4	34*
vs. [10] Louisville	0-3	0-2	0-0	1-0-1	1	0	1	0	0	1	23*
vs. [6] North Carolina	0-0	0-0	2-2	0-0-0	1	2	1	1	0	1	21*
vs. [22] Notre Dame	1-2	1-2	0-0	0-4-4	1	3	2	0	0	3	31*
vs. Troy	5-7	3-5	1-1	0-2-2	1	14	3	1	0	3	32*

\* Indicates Games Started; [ ] AP Ranking

### ACC • Percentage of Team's Total Steals, 2016-17

Rk	Player, School	Stls	Team Stls	Pct.
1.	Dennis Smith, NC State	62	162	38.3
2.	Donovan Mitchell, Louisville	69	223	30.9
3.	Jerome Robinson, Boston College	55	179	30.7
4.	<b>Matt Jones, Duke</b>	61	220	27.7
5.	Cameron Johnson, Pittsburgh	31	127	24.4

through March 17

### ACC • Steals Per Game, 2016-17

Rk	Player, School	Avg.
1.	Donovan Mitchell, Louisville	2.09
2.	Dennis Smith, NC State	1.94
3.	Jerome Robinson, Boston College	1.72
4.	<b>Matt Jones, Duke</b>	1.69
5.	Andrew White III, Syracuse	1.64

through March 17

### THE JONES EFFECT

- Jones has had an impact on Duke's success this season, as evidenced by his average +/- of +9.4. The Blue Devils are +337 with Jones on the floor, compared to +70 (+1.9) when he is not in.

### TWO-TIME CAPTAIN

- Jones has been named a team captain in 2016-17, marking the second consecutive season in which he has fulfilled that role.
- Jones' fellow captain for 2016-17 is three-time captain Amile Jefferson.

### CAREER STATISTICS

SEASON	GP-GS	MIN/AVG	FG-FGA	PCT.	3FG-FGA	PCT.	FT-FTA	PCT.	O-D-T	AVG.	PF-DQ	AS	TO	BS	ST	TP	AVG.
2013-14	32-4	235/7.3	15-51	.294	3-21	.143	23-41	.561	11-16-27	0.8	24-0	5	4	1	11	56	1.8
2014-15	39-14	847/21.7	84-205	.410	41-109	.376	25-35	.714	34-57-91	2.3	66-0	39	29	3	37	234	6.0
2015-16	35-35	1113/31.8	124-304	.408	76-183	.415	39-53	.736	36-52-88	2.5	91-4	80	39	7	36	363	10.4
2016-17	36-32	1184/32.9	93-232	.401	48-142	.338	19-26	.731	37-62-99	2.8	81-0	68	40	6	61	253	7.0
<b>TOTAL</b>	<b>142-85</b>	<b>3379/23.8</b>	<b>316-792</b>	<b>.399</b>	<b>168-455</b>	<b>.369</b>	<b>106-155</b>	<b>.684</b>	<b>118-187-305</b>	<b>2.1</b>	<b>262-4</b>	<b>192</b>	<b>112</b>	<b>17</b>	<b>145</b>	<b>906</b>	<b>6.4</b>



# FRANK JACKSON

# #15

**G • 6-3 • 205 • FR-HS**  
**ALPINE, UTAH (LONE PEAK)**

## HONORS & AWARDS

- ACC All-Tournament second team
- Bob Cousy Award Watch List
- ACC Freshman of the Week (11/14)

## SOLID NUMBERS AS A STARTER

- Jackson has started 15 games on the year, including each of Duke's last seven contests.
- In those contests, he is averaging 12.2 points per game (183 total) while shooting .478 (65-136) from the floor and .396 (21-of-53) from deep.

## PROFICIENT THREE-POINT SHOOTER

- Jackson has knocked down 49 three-point field goals on the season, the third-most on the team.
- He also ranks 10th on Duke's freshman three-pointers chart.

## Duke • Freshman 3FG Made

Rk	Player, Year	3FG
7.	Luke Kennard, 2016	55
8.	Kyle Singler, 2008	51
9.	Rasheed Sulaimon, 2013	49
	Frank Jackson, 2017	49

## CAREER HIGHS

Points	22	vs. Florida State	2/28/17
Rebounds	6 (3x)	last at North Carolina	3/4/17
Assists	5	vs. Pittsburgh	2/4/17
Steals	4	vs. Marist	11/11/16
Blocks	1 (2x)	last vs. North Carolina	2/9/17
FG Made	8	vs. Florida State	2/28/17
FT Made	6	at North Carolina	3/4/17
Minutes	35 (2x)	last vs. Clemson	3/8/17

## MISCELLANEOUS

	2016-17	Career
Double-figure points	19	19
20-pt games	3	3
3 or more 3pt FG	5	5
5 or more assists	1	1
2 or more steals	3	3
Dunks	4	4
Three-point plays	3	3

## GAME-BY-GAME

Opponent	FG	3FG	FT	O-D-T	PF	Pts	A	TO	B	S	MIN
Marist	6-15	1-4	5-6	1-0-1	4	18	4	2	0	4	25
Grand Canyon	7-10	4-6	3-4	2-2-4	4	21	2	3	0	0	25
vs. [7] Kansas	3-5	2-3	3-3	1-2-3	4	11	0	2	0	0	30
vs. Penn State	6-14	2-6	3-4	2-2-4	2	17	3	2	0	0	35
vs. [21] Rhode Island	4-11	0-4	3-4	1-0-1	4	11	1	2	0	0	33*
William & Mary	6-12	3-7	4-4	0-4-4	2	19	2	0	0	1	33*
Appalachian State	6-14	1-4	2-3	0-1-1	2	15	2	1	0	0	32*
Michigan State	5-6	1-2	0-0	2-2-4	4	11	3	1	0	0	27*
Maine	-	-	-	-	-	-	-	-	-	-	-
vs. [21] Florida	1-5	1-3	0-0	0-0-0	2	3	0	1	0	1	20*
vs. UNLV	4-5	1-1	0-0	1-0-1	0	9	2	2	0	1	20
Tennessee State	2-6	1-3	0-0	0-1-1	4	5	0	1	0	0	13
vs. Elon	2-5	1-3	2-2	1-1-2	1	7	1	0	0	1	29
at Virginia Tech	3-9	0-1	0-0	0-1-1	4	6	0	1	0	0	24*
Georgia Tech	5-9	4-7	1-1	0-2-2	2	15	4	0	0	1	24
Boston College	4-9	2-6	5-8	1-2-3	0	15	0	1	0	1	25
at [9] Florida State	0-5	0-4	3-4	3-3-6	4	3	1	1	0	0	21
at [14] Louisville	1-5	1-3	0-0	0-1-1	3	3	0	1	0	0	10
Miami	4-7	0-1	2-3	0-1-1	3	10	4	0	0	2	24
NC State	3-4	1-2	0-0	1-3-4	2	7	2	3	0	0	22*
at Wake Forest	3-7	1-3	2-2	1-3-4	2	9	4	0	0	0	24
at [20] Notre Dame	0-1	0-0	2-2	0-0-0	2	2	0	2	1	1	15
Pittsburgh	3-8	2-6	0-0	0-1-1	1	8	5	2	0	0	27*
[8] North Carolina	4-4	1-1	2-4	1-2-3	1	11	1	0	1	0	20
Clemson	3-5	2-4	0-0	0-2-2	1	8	1	2	0	0	14
at [14] Virginia	0-2	0-2	2-2	0-0-0	0	2	1	0	0	0	13
Wake Forest	4-7	2-5	2-2	1-2-3	1	12	3	0	0	0	22
at Syracuse	0-4	0-4	2-2	1-0-1	4	2	2	1	0	1	15
at Miami	6-11	3-5	1-2	1-5-6	2	16	3	3	0	1	29
[15] Florida State	8-15	3-4	3-4	1-3-4	3	22	1	1	0	0	33*
at [5] North Carolina	4-9	1-3	6-7	0-6-6	3	15	2	2	0	1	32*
vs. Clemson	7-10	2-2	4-7	0-3-3	2	20	1	3	0	1	35*
vs. [10] Louisville	2-6	2-3	3-7	0-2-2	3	8	0	0	0	0	28*
vs. [6] North Carolina	4-11	2-5	5-6	1-4-5	0	15	1	1	0	0	30*
vs. [22] Notre Dame	4-6	1-1	0-0	0-4-4	4	9	0	2	0	0	26*
vs. Troy	5-10	2-6	2-4	0-1-1	2	14	3	1	0	2	33*

\* Indicates Games Started; [ ] AP Ranking

## MCDONALD'S GAME CO-MVP

- Jackson earned co-MVP at the 2016 McDonald's All-American Game after scoring 19 points to help the West team to a 114-107 victory.
- Jackson is the fifth Duke player to claim at least a share of the McDAAG MVP trophy, joining Bobby Hurley (1989), J.J. Redick (2002), Josh McRoberts (2005) and Jahliil Okafor (2014).

## CAREER STATISTICS

SEASON	GP-GS	MIN/AVG	FG-FGA	PCT.	3FG-FGA	PCT.	FT-FTA	PCT.	O-D-T	AVG.	PF-DQ	AS	TO	BS	ST	TP	AVG.
2016-17	35-15	868/24.8	129-272	.474	49-124	.395	72-97	.742	23-66-89	2.5	82-0	59	44	2	19	379	10.8
<b>TOTAL</b>	<b>35-15</b>	<b>868/24.8</b>	<b>129-272</b>	<b>.474</b>	<b>49-124</b>	<b>.395</b>	<b>72-97</b>	<b>.742</b>	<b>23-66-89</b>	<b>2.5</b>	<b>82-0</b>	<b>59</b>	<b>44</b>	<b>2</b>	<b>19</b>	<b>379</b>	<b>10.8</b>



# MARQUES BOLDEN #20

## HONORS & AWARDS

Kareem Abdul-Jabbar Award Watch List

**C • 6-11 • 245 • FR-HS**  
**DESOTO, TEXAS (DESOTO)**

### CAREER HIGHS

Points	8	vs. Miami	1/21/17
Rebounds	5	vs. Maine	12/3/16
Assists	1 (2x)	last vs. Wake Forest	2/18/17
Steals	1	vs. NC State	1/21/17
Blocks	3	at Miami	2/25/17
FG Made	4	vs. Miami	1/21/17
FT Made	2 (2x)	last vs. Wake Forest	2/18/17
Minutes	23	vs. Miami	1/21/17

### MISCELLANEOUS

	2016-17	Career
Double-figure points	0	0
Double-doubles	0	0
20-pt games	0	0
Dunks	4	4
5 or more rebounds	1	1
2 or more blocks	1	1
Three-point plays	0	0

### GAME-BY-GAME

Opponent	FG	3FG	FT	O-D-T	PF	Pts	A	TO	B	S	MIN
Marist	-	-	-	-	-	-	-	-	-	-	-
Grand Canyon	-	-	-	-	-	-	-	-	-	-	-
vs. [7] Kansas	-	-	-	-	-	-	-	-	-	-	-
vs. Penn State	-	-	-	-	-	-	-	-	-	-	-
vs. [21] Rhode Island	-	-	-	-	-	-	-	-	-	-	-
William & Mary	-	-	-	-	-	-	-	-	-	-	-
Appalachian State	-	-	-	-	-	-	-	-	-	-	-
Michigan State	-	-	-	-	-	-	-	-	-	-	-
Maine	3-5	0-0	1-2	3-2-5	1	7	0	3	1	0	12
vs. [21] Florida	0-0	0-0	0-0	0-0-0	2	0	0	0	0	0	2
vs. UNLV	3-5	0-0	0-0	0-1-1	2	6	0	3	0	0	13
Tennessee State	0-1	0-0	0-0	0-0-0	1	0	1	0	0	0	6
vs. Elon	0-0	0-0	0-0	0-0-0	0	0	0	0	0	0	3
at Virginia Tech	0-2	0-0	0-2	3-0-3	0	0	0	0	0	0	3
Georgia Tech	2-4	0-0	0-0	1-3-4	1	4	0	0	1	0	15
Boston College	0-1	0-0	2-2	0-0-0	4	2	0	1	0	1	7
at [9] Florida State	0-0	0-0	0-0	0-0-0	1	0	0	1	0	0	4
at [14] Louisville	0-0	0-0	0-0	0-0-0	1	0	0	0	0	0	5
Miami	4-6	0-0	0-0	3-1-4	1	8	0	1	0	0	23
NC State	1-4	0-0	0-0	2-1-3	3	2	0	0	0	1	18*
at Wake Forest	0-0	0-0	0-0	0-0-0	2	0	0	0	0	0	3
at [20] Notre Dame	-	-	-	-	-	-	-	-	-	-	-
Pittsburgh	0-0	0-0	0-0	0-0-0	0	0	0	0	0	0	1
[8] North Carolina	0-0	0-0	0-0	0-1-1	2	0	0	0	1	0	7
Clemson	1-1	0-0	0-0	0-0-0	2	2	0	0	0	0	2
at [14] Virginia	0-1	0-0	0-0	0-0-0	1	0	0	0	1	0	2
Wake Forest	2-2	0-0	2-2	0-1-1	2	6	1	1	0	0	6
at Syracuse	-	-	-	-	-	-	-	-	-	-	-
at Miami	0-3	0-0	0-0	2-2-4	2	0	0	0	3	0	14
[15] Florida State	0-0	0-0	0-0	0-0-0	1	0	0	0	0	0	2
at [5] North Carolina	0-0	0-0	0-0	0-0-0	0	0	0	0	0	0	1
vs. Clemson	0-0	0-0	0-0	0-0-0	0	0	0	1	0	0	3
vs. [10] Louisville	0-0	0-0	0-0	0-0-0	1	0	0	0	0	0	4
vs. [6] North Carolina	0-0	0-0	0-0	0-0-0	2	0	0	0	0	0	1
vs. [22] Notre Dame	-	-	-	-	-	-	-	-	-	-	-
vs. Troy	-	-	-	-	-	-	-	-	-	-	-

\* Indicates Games Started; [ ] AP Ranking

### CAREER STATISTICS

SEASON	GP-GS	MIN/AVG	FG-FGA	PCT.	3FG-FGA	PCT.	FT-FTA	PCT.	O-D-T	AVG.	PF-DQ	AS	TO	BS	ST	TP	AVG.
2016-17	24-1	157/6.5	16-35	.457	0-0	.000	5-8	.625	14-12-26	1.1	32-0	2	11	7	2	37	1.5
<b>TOTAL</b>	<b>24-1</b>	<b>157/6.5</b>	<b>16-35</b>	<b>.457</b>	<b>0-0</b>	<b>.000</b>	<b>5-8</b>	<b>.625</b>	<b>14-12-26</b>	<b>1.1</b>	<b>32-0</b>	<b>2</b>	<b>11</b>	<b>7</b>	<b>2</b>	<b>37</b>	<b>1.5</b>



# AMILE JEFFERSON #21

**F • 6-9 • 224 • GR-4L**  
**PHILADELPHIA, PA. (FRIENDS CENTRAL SCHOOL)**

### HONORS & AWARDS

- ACC All-Tournament second team
- Senior CLASS Award Finalist
- Karl Malone Award Watch List
- Hall of Fame Tip Off All-Tournament Team
- ACC Player of the Week (12/12)

### BUILDING A WINNING LEGACY

- Jefferson has played in 124 wins as a member of the Duke program, the third-most in program history.
- Shane Battier holds the Duke, ACC and NCAA record for career victories, having played in 131 for the Blue Devils from 1998-01.

### Duke • Career Victories

Rk	Player, Years	Wins
1.	Shane Battier, 1998-01	131
2.	Kyle Singler, 2008-11	125
3.	Amile Jefferson, 2012-present	124
4.	Chris Duhon, 2001-04	123
5.	Christian Laettner, 1989-92	122

### CAREER HIGHS

Points	24	vs. Florida	12/6/16
Rebounds	18	vs. Tennessee State	12/19/16
Assists	8	vs. Indiana	12/2/15
Steals	3 (3x)	last vs. Grand Canyon	11/12/16
Blocks	6	vs. North Carolina	2/18/15
FG Made	11	vs. Florida	12/6/16
FT Made	9	vs. Elon	12/21/16
Minutes	39	vs. Florida	12/6/16

### MISCELLANEOUS

	2016-17	Career
Double-figure points	20	48
Double-figure rebounds	11	28
Double-doubles	8	16
5 or more rebounds	28	95
3 or more steals	1	3
2 or more blocks	17	29
Dunks	13	37
Three-point plays	9	33

### GAME-BY-GAME

Opponent	FG	3FG	FT	O-D-T	PF	Pts	A	TO	B	S	MIN
Marist	1-4	0-0	3-6	0-9-9	1	5	1	0	3	1	22*
Grand Canyon	6-7	0-0	3-6	2-5-7	2	15	1	2	5	3	28*
vs. [7] Kansas	4-6	0-0	4-7	0-4-4	5	12	2	7	1	1	30*
vs. Penn State	6-9	0-0	4-10	5-10-15	4	16	0	1	4	0	37*
vs. [21] Rhode Island	8-13	0-0	1-1	4-11-15	3	17	0	3	0	0	36*
William & Mary	5-5	0-0	5-7	1-9-10	3	15	1	2	1	0	24*
Appalachian State	6-11	0-0	3-3	2-4-6	0	15	5	1	1	2	25*
Michigan State	7-12	0-0	3-6	5-8-13	3	17	3	1	1	1	35*
Maine	8-11	0-0	4-4	3-6-9	2	20	4	2	2	2	34*
vs. [21] Florida	11-14	0-0	2-2	5-10-15	2	24	2	2	4	1	39*
vs. UNLV	4-6	0-0	2-4	2-10-12	0	10	5	2	0	1	30*
Tennessee State	2-7	0-0	1-8	7-11-18	2	5	2	2	1	1	33*
vs. Elon	2-3	0-0	9-11	1-6-7	2	13	0	1	2	0	27*
at Virginia Tech	4-9	0-0	1-2	4-8-12	4	9	3	4	2	1	37*
Georgia Tech	4-8	0-0	6-8	1-6-7	1	14	3	1	0	0	27*
Boston College	5-7	0-0	1-2	0-2-2	0	11	2	0	0	0	13*
at [9] Florida State	-	-	-	-	-	-	-	-	-	-	-
at [14] Louisville	-	-	-	-	-	-	-	-	-	-	-
Miami	1-4	0-0	3-6	1-11-12	1	5	1	1	0	2	34*
NC State	2-4	0-0	1-2	3-2-5	1	5	2	0	1	1	28*
at Wake Forest	2-2	0-0	0-0	1-2-3	4	4	0	1	0	0	20*
at [20] Notre Dame	3-7	0-0	0-1	1-3-4	5	6	0	1	0	1	31*
Pittsburgh	6-12	0-0	3-4	5-4-9	2	15	3	2	5	0	36*
[8] North Carolina	0-3	0-0	2-2	2-4-6	4	2	1	0	0	0	30*
Clemson	3-5	0-0	0-1	2-7-9	4	6	3	1	2	0	29*
at [14] Virginia	2-2	0-0	0-0	3-2-5	4	4	1	1	0	0	21*
Wake Forest	7-10	0-0	2-2	3-4-7	3	16	2	0	5	0	33*
at Syracuse	3-4	0-0	8-9	1-3-4	1	14	0	0	2	1	28*
at Miami	2-3	0-0	0-2	0-5-5	3	4	0	3	0	0	21*
[15] Florida State	6-6	0-0	2-5	3-8-11	2	14	0	2	4	1	31*
at [5] North Carolina	5-8	0-0	2-2	2-4-6	3	12	2	1	2	1	36*
vs. Clemson	4-7	0-0	3-4	4-6-10	4	11	1	0	2	1	31*
vs. [10] Louisville	1-3	0-0	0-0	2-4-6	3	2	0	0	1	0	25*
vs. [6] North Carolina	2-4	0-0	4-6	1-3-4	5	8	1	0	2	0	28*
vs. [22] Notre Dame	7-8	0-0	0-1	0-5-5	3	14	1	0	3	0	35*
vs. Troy	3-7	0-0	2-2	3-3-6	3	8	1	2	3	2	29*

\* Indicates Games Started; [ ] AP Ranking

### AMONG NCAA GAMES PLAYED LEADERS

- Jefferson has played in a Duke-record 149 games over the last four-plus seasons.
- His 149 games played are currently tied for the ninth-most in NCAA history.

### NCAA • Career Games Played

Rk	Player, School	GP
1.	David Lighty, Ohio State	157
2.	Jake Gollon, Mercer	154
3.	Deon Thompson, North Carolina	152
	Darius Miller, Kentucky	152
5.	Wayne Turner, Kentucky	151
	Walter Hodge, Florida	151
7.	Antonio Anderson, Memphis	150
	Patric Young, Florida	150
9.	Joey Dorsey, Memphis	149
	Lamar Patterson, Pittsburgh	149
	Ethan Wragge, Creighton	149
	Amile Jefferson, Duke	149

### ELITE SCORING/REBOUNDING COMBO

- Jefferson is currently has 1,065 points and 929 rebounds in a Duke uniform.
- He is just the 11th Duke player to score 1,000 and grab 900 rebounds, and the seventh to do so under Coach K.

### 1,000 Points/900 Rebounds for a Career, Duke

Name, Seasons	Points	Rebounds
Bernie Janicki (1952-54)	1,247	923
Mike Lewis (1966-68)	1,417	1,051
Randy Denton (1969-71)	1,658	1,067
Mike Gminski (1977-80)	2,323	1,242
Gene Banks (1978-81)	2,079	985
Danny Ferry (1986-89)	2,155	1,003
Christian Laettner (1989-92)	2,460	1,149
Shelden Williams (2003-06)	1,928	1,262
Kyle Singler (2008-11)	2,392	1,015
Mason Plumlee (2010-13)	1,384	1,085
Amile Jefferson (2013-present)	1,065	929

### CAREER STATISTICS

SEASON	GP-GS	MIN/AVG	FG-FGA	PCT.	3FG-FGA	PCT.	FT-FTA	PCT.	O-D-T	AVG.	PF-DQ	AS	TO	BS	ST	TP	AVG.
2012-13	32-7	405/12.7	51-94	.543	0-0	.000	25-41	.610	42-50-92	2.9	53-2	7	12	16	12	127	4.0
2013-14	35-26	796/22.7	94-146	.644	0-0	.000	40-81	.494	101-139-240	6.9	93-1	36	23	20	23	228	6.5
2014-15	39-26	831/21.3	94-149	.631	0-0	.000	51-92	.554	91-135-226	5.8	76-0	33	41	26	22	239	6.1
2015-16	9-9	273/30.3	41-60	.683	0-0	.000	21-38	.553	43-50-93	10.3	24-1	13	14	11	7	103	11.4
2016-17	34-34	1003/29.5	142-231	.615	0-0	.000	84-136	.618	79-199-278	8.2	89-3	53	46	59	24	368	10.8
<b>TOTAL</b>	<b>149-102</b>	<b>3308/22.2</b>	<b>422-680</b>	<b>.621</b>	<b>0-0</b>	<b>.000</b>	<b>221-388</b>	<b>.570</b>	<b>356-573-929</b>	<b>6.2</b>	<b>335-7</b>	<b>142</b>	<b>136</b>	<b>132</b>	<b>88</b>	<b>1065</b>	<b>7.1</b>

## DOING WORK ON THE GLASS

- Jefferson ranks second among active ACC players with 356 career offensive rebounds and 929 career boards.
- His 356 career offensive rebounds are the fourth-most in Duke history.
- He has averaged 2.4 offensive rebounds per game over the course of his career.

### ACC • Active Off. Rebound Leaders, Career

Rk	Player, School	OREB
1.	Kennedy Meeks, North Carolina	375
2.	<b>Amile Jefferson, Duke</b>	<b>356</b>
3.	Tyler Roberson, Syracuse	304
4.	Michael Young, Pittsburgh	296
5.	Abdul-Malik Abu, NC State	260

through March 17

### ACC • Active Rebound Leaders, Career

Rk	Player, School	REB
1.	Kennedy Meeks, North Carolina	984
2.	<b>Amile Jefferson, Duke</b>	<b>929</b>
3.	Michael Young, Pittsburgh	847
4.	Jaron Blossomgame, Clemson	831
5.	Tyler Roberson, Syracuse	713

through March 17

### Duke • Offensive Rebounds, Career

Rk	Player, Years	OREB
1.	Shelden Williams, 2003-06	447
2.	Christian Laettner, 1989-92	374
3.	Kyle Singler, 2008-2011	360
4.	<b>Amile Jefferson, 2012-present</b>	<b>356</b>
5.	Shane Battier, 1998-01	338

### Duke • Rebounds, Career

Rk	Player, Years	REB
9.	Gene Banks, 1978-81	985
10.	Ronnie Mayer, 1953-56	954
11.	<b>Amile Jefferson, 2012-pres.</b>	<b>929</b>
12.	Bernie Janicki, 1952-54	923
13.	Shane Battier, 1998-01	887

### ACC • Rebounds, 2016-17

Rk	Player, School	Avg.
1.	Bonzie Colson, Notre Dame	10.1
2.	John Collins, Wake Forest	9.8
3.	Ben Lammers, Georgia Tech	9.4
4.	Kennedy Meeks, North Carolina	9.0
5.	Tyler Lydon, Syracuse	8.5
6.	<b>Amile Jefferson, Duke</b>	<b>8.2</b>

through March 17

## EFFICIENT ON THE OFFENSIVE END

- Jefferson has been an efficient scorer for the Blue Devils over his career in Durham, ranking second on Duke's career list field goal percentage list.

### Duke • Field Goal Percentage, Career

Rk	Player, Years	FG	FGA	PCT
1.	Carlos Boozer, 2000-02	554	878	.631
2.	<b>Amile Jefferson, 2012-pres.</b>	<b>422</b>	<b>680</b>	<b>.621</b>
3.	Elton Brand, 1998-99	355	580	.612
4.	Alaa Abdelnaby, 1987-90	448	748	.599
5.	Christian Laettner, 1989-92	834	1452	.574
	Mason Plumlee, 2010-13	525	914	.574

\*Minimum 300 field goals made

## EMERGENCE AS A RIM PROTECTOR

- Jefferson had 73 career blocks heading into this season, but has swatted 59 this year. He ranks third in the ACC in blocks with an average of 1.7 per game.
- The Philadelphia native has come out of nowhere to move into eighth place on Duke's career blocks list (132).

### Duke • Blocks, Career

Rk	Player, Years	REB
6.	Christian Laettner, 1989-92	145
7.	Grant Hill, 1991-94	133
8.	<b>Amile Jefferson, 2012-pres.</b>	<b>129</b>
9.	Shavlik Randolph, 2003-05	129
10.	Josh McRoberts, 2005-07	128

## DOUBLE-DOUBLES ABOUND

- Jefferson has posted seven double-doubles this season. He is shooting 47-of-65 (.723) when registering a double-double and averages 16.1 points and 13.0 rebounds in those seven contests.
- Duke is a perfect 7-0 this season (13-2 all-time) in games when Jefferson earns a double-double.

### Jefferson's Double-Doubles, 2016-17

Date	Opponent, Result	Pts.	Reb.
11/19/16	Penn State, W, 78-68	16	15
11/20/16	Rhode Island, W, 75-65	17	15
11/23/16	William & Mary, W 88-67	15	10
11/29/16	Michigan State, W 78-69	17	13
12/6/16	Florida, W 84-74	24	15
12/10/16	UNLV, W 94-45	10	12
2/28/17	Florida State, W 75-70	14	11

### ACC • Double-Doubles, 2016-17

Rk	Player, School	No.
1.	Bonzie Colson, Notre Dame	18
2.	John Collins, Wake Forest	17
3.	Ben Lammers, Georgia Tech	13
4.	Kennedy Meeks, North Carolina	11
5.	<b>Amile Jefferson, Duke</b>	<b>8</b>

through March 17

## ALL-TOURNAMENT TEAM MEMBER

- Jefferson posted back-to-back double-doubles in the semifinal and final of the Hall of Fame Tip Off Tournament, averaging 16.5 ppg. and 15 rpg. in the final two games to earn all-tournament team honors. Jefferson shot a combined 14-of-22 (.636) from the floor against Penn State and Rhode Island.

## ACADEMIC ACHIEVEMENTS

- Jefferson has excelled in the classroom during his career at Duke. In 2016, he became the first student-athlete in program history to appear on the All-ACC Academic Team four times.

## THREE-TIME CAPTAIN

- Jefferson has been named a team captain in 2016-17, marking the third consecutive season in which he has fulfilled that role.
- Jefferson is the first Duke player to be named a captain three times since the Bill Krzyzewski Captains Award was created in 1997.
- Jefferson's fellow captain for 2016-17 is two-time captain Matt Jones.



# ANTONIO VRANKOVIC #30

**C • 7-0 • 261 • SO-1L**  
**DELRAY BEACH, FLA. (PINE CREST SCHOOL)**

## BASKETBALL BLOODLINES

- Vrankovic's father, Stojko, played five seasons in the NBA during the 1990s, seeing time with the Celtics, Timberwolves and Clippers.
- Stojko also played internationally for Yugoslavia, winning silver medals at the 1988 Seoul Olympics and the 1992 Barcelona Olympics.

### CAREER HIGHS

Points	8 (2x)	last vs. Maine	12/3/16
Rebounds	10	vs. Marist	11/11/16
Assists	2	vs. Maine	12/3/16
Steals	1	vs. Bryant	11/14/15
Blocks	2	vs. William & Mary	11/23/16
FG Made	4	vs. Maine	12/3/16
FT Made	2 (3x)	last vs. Appalachian State	11/26/16
Minutes	19 (2x)	last vs. Appalachian State	11/26/16

### MISCELLANEOUS

	2016-17	Career
Double-figure points	0	0
20-pt games	0	0
Dunks	4	4
Double-figure rebounds	1	1
2 or more steals	0	0
Charges drawn	1	1
Three-point plays	0	0


### GAME-BY-GAME

Opponent	FG	3FG	FT	O-D-T	PF	Pts	A	TO	B	S	MIN
Marist	2-6	0-0	1-2	7-3-10	2	5	1	2	0	0	19
Grand Canyon	0-1	0-0	2-2	1-1-2	1	2	1	0	0	0	5
vs. [7] Kansas	-	-	-	-	-	-	-	-	-	-	-
vs. Penn State	0-0	0-0	2-2	1-2-3	3	2	0	1	0	0	7
vs. [21] Rhode Island	0-0	0-0	0-0	0-0-0	1	0	0	0	0	0	4
William & Mary	2-2	0-0	0-1	1-3-4	0	4	0	0	2	0	13
Appalachian State	3-3	0-0	2-4	2-3-5	1	8	0	1	1	0	19
Michigan State	-	-	-	-	-	-	-	-	-	-	-
Maine	4-5	0-0	0-0	1-2-3	1	8	2	0	1	0	13
vs. [21] Florida	-	-	-	-	-	-	-	-	-	-	-
vs. UNLV	-	-	-	-	-	-	-	-	-	-	-
Tennessee State	-	-	-	-	-	-	-	-	-	-	-
vs. Elon	-	-	-	-	-	-	-	-	-	-	-
at Virginia Tech	-	-	-	-	-	-	-	-	-	-	-
Georgia Tech	0-0	0-0	0-0	1-2-3	1	0	1	2	0	0	7
Boston College	-	-	-	-	-	-	-	-	-	-	-
at [9] Florida State	-	-	-	-	-	-	-	-	-	-	-
at [14] Louisville	-	-	-	-	-	-	-	-	-	-	-
Miami	-	-	-	-	-	-	-	-	-	-	-
NC State	-	-	-	-	-	-	-	-	-	-	-
at Wake Forest	1-1	0-0	0-0	0-0-0	4	2	0	0	0	0	6
at [20] Notre Dame	0-0	0-0	0-0	0-0-0	1	0	0	1	0	0	2
Pittsburgh	-	-	-	-	-	-	-	-	-	-	-
[8] North Carolina	-	-	-	-	-	-	-	-	-	-	-
Clemson	-	-	-	-	-	-	-	-	-	-	-
at [14] Virginia	-	-	-	-	-	-	-	-	-	-	-
Wake Forest	-	-	-	-	-	-	-	-	-	-	-
at Syracuse	-	-	-	-	-	-	-	-	-	-	-
at Miami	-	-	-	-	-	-	-	-	-	-	-
[15] Florida State	-	-	-	-	-	-	-	-	-	-	-
at [5] North Carolina	-	-	-	-	-	-	-	-	-	-	-
vs. Clemson	0-0	0-0	0-0	0-1-1	0	0	0	0	0	0	2
vs. [10] Louisville	-	-	-	-	-	-	-	-	-	-	-
vs. [6] North Carolina	-	-	-	-	-	-	-	-	-	-	-
vs. [22] Notre Dame	-	-	-	-	-	-	-	-	-	-	-
vs. Troy	1-1	0-0	0-0	2-1-3	1	2	0	0	0	0	4

\* Indicates Games Started; [ ] AP Ranking

### CAREER STATISTICS

SEASON	GP-GS	MIN/AVG	FG-FGA	PCT.	3FG-FGA	PCT.	FT-FTA	PCT.	O-D-T	AVG.	PF-DQ	AS	TO	BS	ST	TP	AVG.
2015-16	5-0	14/2.8	2-2	1.000	0-0	.000	0-0	.000	2-5-7	1.4	3-0	0	3	1	1	4	0.8
2016-17	12-0	101/8.4	13-19	.684	0-0	.000	7-11	.636	16-18-34	2.8	16-0	5	7	4	0	33	2.8
<b>TOTAL</b>	<b>17-0</b>	<b>115/6.8</b>	<b>15-21</b>	<b>.714</b>	<b>0-0</b>	<b>.000</b>	<b>7-11</b>	<b>.636</b>	<b>18-23-41</b>	<b>2.4</b>	<b>19-0</b>	<b>5</b>	<b>10</b>	<b>5</b>	<b>1</b>	<b>37</b>	<b>2.2</b>



# SEAN OBI

# #34

**F • 6-9 • 255 • JR-2L**  
**KADUNA, NIGERIA (GREEN FARMS ACADEMY)**

## TRANSFERS UNDER COACH K

• Obi is the fifth student-athlete to transfer into the program under Coach K.

## Duke's Transfers under Coach K

Player	Previous School	Year
Roshown McLeod	St. John's	1995
Dahntay Jones	Rutgers	2000
Seth Curry	Liberty	2009
Rodney Hood	Mississippi State	2012
Sean Obi	Rice	2014

### CAREER HIGHS (^ - at Rice)

Points	25	vs. South Alabama	12/7/13 <sup>^</sup>
Rebounds	19	vs. South Alabama	12/7/13 <sup>^</sup>
Assists	2 (6x)	last vs. Louisiana Tech	2/5/14 <sup>^</sup>
Steals	2	vs. Northwood	12/19/13 <sup>^</sup>
Blocks	2 (6x)	last vs. Old Dominion	2/20/14 <sup>^</sup>
FG Made	11	vs. Marshall	1/23/14 <sup>^</sup>
FT Made	7 (2x)	last vs. Northwood	12/19/13 <sup>^</sup>
Minutes	41	vs. South Alabama	12/7/13 <sup>^</sup>

### MISCELLANEOUS

	2016-17	Duke Career
Double-figure points	0	0
20-pt games	0	0
3 or more 3pt FG	0	0
Double-figure assists	0	0
5 or more assists	0	0
2 or more steals	0	0
Charges drawn	0	0
Three-point plays	0	0

### GAME-BY-GAME

Opponent	FG	3FG	FT	O-D-T	PF	Pts	A	TO	B	S	MIN
Marist	-	-	-	-	-	-	-	-	-	-	-
Grand Canyon	-	-	-	-	-	-	-	-	-	-	-
vs. [7] Kansas	-	-	-	-	-	-	-	-	-	-	-
vs. Penn State	-	-	-	-	-	-	-	-	-	-	-
vs. [21] Rhode Island	-	-	-	-	-	-	-	-	-	-	-
William & Mary	-	-	-	-	-	-	-	-	-	-	-
Appalachian State	-	-	-	-	-	-	-	-	-	-	-
Michigan State	-	-	-	-	-	-	-	-	-	-	-
Maine	-	-	-	-	-	-	-	-	-	-	-
vs. [21] Florida	-	-	-	-	-	-	-	-	-	-	-
vs. UNLV	-	-	-	-	-	-	-	-	-	-	-
Tennessee State	-	-	-	-	-	-	-	-	-	-	-
vs. Elon	-	-	-	-	-	-	-	-	-	-	-
at Virginia Tech	-	-	-	-	-	-	-	-	-	-	-
Georgia Tech	-	-	-	-	-	-	-	-	-	-	-
Boston College	-	-	-	-	-	-	-	-	-	-	-
at [9] Florida State	-	-	-	-	-	-	-	-	-	-	-
at [14] Louisville	-	-	-	-	-	-	-	-	-	-	-
Miami	-	-	-	-	-	-	-	-	-	-	-
NC State	-	-	-	-	-	-	-	-	-	-	-
at Wake Forest	-	-	-	-	-	-	-	-	-	-	-
at [20] Notre Dame	-	-	-	-	-	-	-	-	-	-	-
Pittsburgh	-	-	-	-	-	-	-	-	-	-	-
[8] North Carolina	-	-	-	-	-	-	-	-	-	-	-
Clemson	-	-	-	-	-	-	-	-	-	-	-
at [14] Virginia	-	-	-	-	-	-	-	-	-	-	-
Wake Forest	-	-	-	-	-	-	-	-	-	-	-
at Syracuse	-	-	-	-	-	-	-	-	-	-	-
at Miami	-	-	-	-	-	-	-	-	-	-	-
[15] Florida State	-	-	-	-	-	-	-	-	-	-	-
at [5] North Carolina	-	-	-	-	-	-	-	-	-	-	-
vs. Clemson	-	-	-	-	-	-	-	-	-	-	-
vs. [10] Louisville	-	-	-	-	-	-	-	-	-	-	-
vs. [6] North Carolina	-	-	-	-	-	-	-	-	-	-	-
vs. [22] Notre Dame	-	-	-	-	-	-	-	-	-	-	-
vs. Troy	-	-	-	-	-	-	-	-	-	-	-

\* Indicates Games Started; [ ] AP Ranking

### CAREER STATISTICS

SEASON	GP-GS	MIN/AVG	FG-FGA	PCT.	3FG-FGA	PCT.	FT-FTA	PCT.	O-D-T	AVG.	PF-DQ	AS	TO	BS	ST	TP	AVG.
2013-14 (Rice)	30-29	791/26.4	140-237	.591	0-0	.000	62-114	.544	74-205-279	9.3	91-4	24	59	22	15	342	11.4
2015-16	10-0	27/2.7	1-2	.500	0-0	.000	3-6	.500	6-4-10	1.0	8-0	0	2	1	0	5	0.5
2016-17	-	-	-	-	-	-	-	-	-	-	-	-	-	-	-	-	-
<b>TOTAL</b>	<b>39-29</b>	<b>818/21.0</b>	<b>141-239</b>	<b>.590</b>	<b>0-0</b>	<b>.000</b>	<b>65-120</b>	<b>.542</b>	<b>80-209-289</b>	<b>7.4</b>	<b>99-4</b>	<b>24</b>	<b>61</b>	<b>23</b>	<b>15</b>	<b>347</b>	<b>8.9</b>



# JACK WHITE

# #41

**F • 6-7 • 195 • FR-HS**  
**TRARALGON, VICTORIA, AUSTRALIA**  
**(AUSTRALIAN INSTITUTE OF SPORT)**

## CAREER HIGHS

Points	5	vs. Marist	11/11/16
Rebounds	4	vs. Maine	12/3/16
Assists	1	vs. Appalachian State	11/26/16
Steals	1	vs. UNLV	12/10/16
Blocks	1 (2x)	last vs. Maine	12/3/16
FG Made	2	vs. William & Mary	11/23/16
FT Made	5	vs. Marist	11/11/16
Minutes	15	vs. Appalachian State	11/26/16

## MISCELLANEOUS

	2016-17	Career
Double-figure points	0	0
20-pt games	0	0
3 or more 3pt FG	0	0
5 or more assists	0	0
2 or more steals	0	0
Dunks	1	1
Three-point plays	0	0

## GAME-BY-GAME

Opponent	FG	3FG	FT	O-D-T	PF	Pts	A	TO	B	S	MIN
Marist	0-0	0-0	5-6	0-2-2	1	5	0	1	0	0	12
Grand Canyon	1-1	0-0	1-2	0-1-1	0	3	0	0	0	0	4
vs. [7] Kansas	-	-	-	-	-	-	-	-	-	-	-
vs. Penn State	-	-	-	-	-	-	-	-	-	-	-
vs. [21] Rhode Island	-	-	-	-	-	-	-	-	-	-	-
William & Mary	2-3	0-0	0-0	1-0-1	0	4	0	0	1	0	3
Appalachian State	1-2	0-0	0-0	0-2-2	1	2	1	2	0	0	15
Michigan State	-	-	-	-	-	-	-	-	-	-	-
Maine	1-2	0-1	2-2	0-4-4	0	4	0	0	1	0	10
vs. [21] Florida	-	-	-	-	-	-	-	-	-	-	-
vs. UNLV	0-0	0-0	0-0	0-1-1	0	0	0	1	0	1	4
Tennessee State	-	-	-	-	-	-	-	-	-	-	-
vs. Elon	-	-	-	-	-	-	-	-	-	-	-
at Virginia Tech	0-0	0-0	0-0	1-0-1	1	0	0	0	0	0	3
Georgia Tech	1-1	1-1	0-0	0-1-1	1	3	0	0	0	0	5
Boston College	-	-	-	-	-	-	-	-	-	-	-
at [9] Florida State	-	-	-	-	-	-	-	-	-	-	-
at [14] Louisville	-	-	-	-	-	-	-	-	-	-	-
Miami	-	-	-	-	-	-	-	-	-	-	-
NC State	-	-	-	-	-	-	-	-	-	-	-
at Wake Forest	0-0	0-0	0-0	0-0-0	0	0	0	0	0	0	3
at [20] Notre Dame	-	-	-	-	-	-	-	-	-	-	-
Pittsburgh	-	-	-	-	-	-	-	-	-	-	-
[8] North Carolina	-	-	-	-	-	-	-	-	-	-	-
Clemson	-	-	-	-	-	-	-	-	-	-	-
at [14] Virginia	-	-	-	-	-	-	-	-	-	-	-
Wake Forest	-	-	-	-	-	-	-	-	-	-	-
at Syracuse	-	-	-	-	-	-	-	-	-	-	-
at Miami	-	-	-	-	-	-	-	-	-	-	-
[15] Florida State	-	-	-	-	-	-	-	-	-	-	-
at [5] North Carolina	-	-	-	-	-	-	-	-	-	-	-
vs. Clemson	-	-	-	-	-	-	-	-	-	-	-
vs. [10] Louisville	-	-	-	-	-	-	-	-	-	-	-
vs. [6] North Carolina	-	-	-	-	-	-	-	-	-	-	-
vs. [22] Notre Dame	-	-	-	-	-	-	-	-	-	-	-
vs. Troy	0-0	0-0	0-0	0-0-0	1	0	0	0	0	0	2

\* Indicates Games Started; [ ] AP Ranking

## CAREER STATISTICS

SEASON	GP-GS	MIN/AVG	FG-FGA	PCT.	3FG-FGA	PCT.	FT-FTA	PCT.	O-D-T	AVG.	PF-DQ	AS	TO	BS	ST	TP	AVG.
2016-17	10-0	61/6.1	6-9	.667	1-2	.500	8-10	.800	2-11-13	1.3	5-0	1	4	2	1	21	2.1
<b>TOTAL</b>	<b>10-0</b>	<b>61/6.1</b>	<b>6-9</b>	<b>.667</b>	<b>1-2</b>	<b>.500</b>	<b>8-10</b>	<b>.800</b>	<b>2-11-13</b>	<b>1.3</b>	<b>5-0</b>	<b>1</b>	<b>4</b>	<b>2</b>	<b>1</b>	<b>21</b>	<b>2.1</b>





# NICK PAGLIUCA

# #45

**G • 6-3 • 195 • SR-3L  
WESTON, MASS. (MILTON ACADEMY)**

## BASKETBALL BLOODLINES

- Pagliuca's father, Steve, is a co-owner of the Boston Celtics.
- Pagliuca's older brother, Joe, was a member of the Duke basketball team from 2004-07. He played in 13 career games and was a three-time recipient of the Dr. Deryl Hart Award, presented to the team's top scholar-athlete.

## NAMED TO NABC HONORS COURT

- Pagliuca was named to the 2016 NABC Honors Court, an honor roll for academic juniors and seniors across the nation who hold a cumulative GPA of at least 3.20.

### CAREER HIGHS

Points	3	vs. Fairfield	11/15/14
Rebounds	2 (2x)	last vs. Utah State	11/29/15
Assists	1 (2x)	last vs. Maine	12/3/16
Steals	1	vs. Yale	11/25/15
3FG Made	1	vs. Fairfield	11/15/14
FT Made	1	vs. Elon	12/31/13
Minutes	5	vs. Presbyterian	11/14/14

### GAME-BY-GAME

Opponent	FG	3FG	FT	O-D-T	PF	Pts	A	TO	B	S	MIN
Marist	0-1	0-1	0-0	0-0-0	0	0	0	0	0	0	2
Grand Canyon	-	-	-	-	-	-	-	-	-	-	-
vs. [7] Kansas	-	-	-	-	-	-	-	-	-	-	-
vs. Penn State	-	-	-	-	-	-	-	-	-	-	-
vs. [21] Rhode Island	-	-	-	-	-	-	-	-	-	-	-
William & Mary	0-1	0-1	0-0	0-0-0	0	0	0	0	0	0	1
Appalachian State	-	-	-	-	-	-	-	-	-	-	-
Michigan State	-	-	-	-	-	-	-	-	-	-	-
Maine	0-0	0-0	0-0	0-0-0	0	0	1	0	0	0	2
vs. [21] Florida	-	-	-	-	-	-	-	-	-	-	-
vs. UNLV	-	-	-	-	-	-	-	-	-	-	-
Tennessee State	-	-	-	-	-	-	-	-	-	-	-
vs. Elon	-	-	-	-	-	-	-	-	-	-	-
at Virginia Tech	-	-	-	-	-	-	-	-	-	-	-
Georgia Tech	0-0	0-0	0-0	0-0-0	0	0	1	0	0	0	3
Boston College	-	-	-	-	-	-	-	-	-	-	-
at [9] Florida State	-	-	-	-	-	-	-	-	-	-	-
at [14] Louisville	-	-	-	-	-	-	-	-	-	-	-
Miami	-	-	-	-	-	-	-	-	-	-	-
NC State	-	-	-	-	-	-	-	-	-	-	-
at Wake Forest	-	-	-	-	-	-	-	-	-	-	-
at [20] Notre Dame	-	-	-	-	-	-	-	-	-	-	-
Pittsburgh	-	-	-	-	-	-	-	-	-	-	-
[8] North Carolina	-	-	-	-	-	-	-	-	-	-	-
Clemson	-	-	-	-	-	-	-	-	-	-	-
at [14] Virginia	-	-	-	-	-	-	-	-	-	-	-
Wake Forest	-	-	-	-	-	-	-	-	-	-	-
at Syracuse	-	-	-	-	-	-	-	-	-	-	-
at Miami	-	-	-	-	-	-	-	-	-	-	-
[15] Florida State	0-0	0-0	0-0	0-0-0	0	0	0	0	0	0	0+
at [5] North Carolina	-	-	-	-	-	-	-	-	-	-	-
vs. Clemson	-	-	-	-	-	-	-	-	-	-	-
vs. [10] Louisville	-	-	-	-	-	-	-	-	-	-	-
vs. [6] North Carolina	-	-	-	-	-	-	-	-	-	-	-
vs. [22] Notre Dame	-	-	-	-	-	-	-	-	-	-	-
vs. Troy	-	-	-	-	-	-	-	-	-	-	-

\* Indicates Games Started; [ ] AP Ranking

### CAREER STATISTICS

SEASON	GP-GS	MIN/AVG	FG-FGA	PCT.	3FG-FGA	PCT.	FT-FTA	PCT.	O-D-T	AVG.	PF-DQ	AS	TO	BS	ST	TP	AVG.
2013-14	3-0	5/1.7	0-1	.000	0-0	.000	1-2	.500	1-1-2	0.7	0-0	0	0	0	0	1	0.3
2014-15	11-0	18/1.6	1-5	.200	1-4	.250	0-0	.000	2-2-4	0.4	4-0	1	0	0	0	3	0.3
2015-16	10-0	10/1.0	0-1	.000	0-1	.000	0-0	.000	1-3-4	0.4	1-0	0	1	0	1	0	0.0
2016-17	5-0	8/1.6	0-2	.000	0-2	.000	0-0	.000	0-0-0	0.0	0-0	2	0	0	0	0	0.0
<b>TOTAL</b>	<b>29-0</b>	<b>41/1.4</b>	<b>1-9</b>	<b>.111</b>	<b>1-7</b>	<b>.143</b>	<b>1-2</b>	<b>.500</b>	<b>4-6-10</b>	<b>0.3</b>	<b>5-0</b>	<b>3</b>	<b>1</b>	<b>0</b>	<b>1</b>	<b>4</b>	<b>0.1</b>



# JUSTIN ROBINSON

# #50

**F • 6-8 • 194 • R-FR-1L**  
**SAN ANTONIO, TEXAS**  
**(SAN ANTONIO CHRISTIAN ACADEMY)**

## BASKETBALL BLOODLINES

- Robinson is the son of NBA Hall of Famer and 1987 No. 1 overall pick David Robinson, who played his entire 14-year career with the San Antonio Spurs.
- A member of the original Dream Team alongside Duke head coach Mike Krzyzewski, "The Admiral" is a two-time NBA champion and two-time Olympic gold medalist.
- Justin Robinson's brother, Corey, played wide receiver at Notre Dame from 2013-15.

### CAREER HIGHS

Points	1	vs. Marist	11/11/16
Rebounds	1	vs. Marist	11/11/16
Assists	-	-	-
Steals	-	-	-
Blocks	-	-	-
FG Made	-	-	-
3FG Made	-	-	-
FT Made	1	vs. Marist	11/11/16
Minutes	5	vs. Marist	11/11/16

### GAME-BY-GAME

Opponent	FG	3FG	FT	O-D-T	PF	Pts	A	TO	B	S	MIN
Marist	0-0	0-0	1-2	0-1-1	0	1	0	0	0	0	5
Grand Canyon	-	-	-	-	-	-	-	-	-	-	-
vs. [7] Kansas	-	-	-	-	-	-	-	-	-	-	-
vs. Penn State	-	-	-	-	-	-	-	-	-	-	-
vs. [21] Rhode Island	-	-	-	-	-	-	-	-	-	-	-
William & Mary	0-0	0-0	0-0	0-0-0	0	0	0	0	0	0	2
Appalachian State	0-0	0-0	0-0	0-0-0	0	0	0	0	0	0	1
Michigan State	-	-	-	-	-	-	-	-	-	-	-
Maine	-	-	-	-	-	-	-	-	-	-	-
vs. [21] Florida	-	-	-	-	-	-	-	-	-	-	-
vs. UNLV	-	-	-	-	-	-	-	-	-	-	-
Tennessee State	-	-	-	-	-	-	-	-	-	-	-
vs. Elon	-	-	-	-	-	-	-	-	-	-	-
at Virginia Tech	-	-	-	-	-	-	-	-	-	-	-
Georgia Tech	0-0	0-0	0-0	0-0-0	0	0	0	0	0	0	0+
Boston College	-	-	-	-	-	-	-	-	-	-	-
at [9] Florida State	-	-	-	-	-	-	-	-	-	-	-
at [14] Louisville	-	-	-	-	-	-	-	-	-	-	-
Miami	-	-	-	-	-	-	-	-	-	-	-
NC State	-	-	-	-	-	-	-	-	-	-	-
at Wake Forest	-	-	-	-	-	-	-	-	-	-	-
at [20] Notre Dame	-	-	-	-	-	-	-	-	-	-	-
Pittsburgh	-	-	-	-	-	-	-	-	-	-	-
[8] North Carolina	-	-	-	-	-	-	-	-	-	-	-
Clemson	-	-	-	-	-	-	-	-	-	-	-
at [14] Virginia	-	-	-	-	-	-	-	-	-	-	-
Wake Forest	-	-	-	-	-	-	-	-	-	-	-
at Syracuse	-	-	-	-	-	-	-	-	-	-	-
at Miami	-	-	-	-	-	-	-	-	-	-	-
[15] Florida State	0-0	0-0	0-0	0-0-0	0	0	0	0	0	0	0+
at [5] North Carolina	-	-	-	-	-	-	-	-	-	-	-
vs. Clemson	-	-	-	-	-	-	-	-	-	-	-
vs. [10] Louisville	-	-	-	-	-	-	-	-	-	-	-
vs. [6] North Carolina	-	-	-	-	-	-	-	-	-	-	-
vs. [22] Notre Dame	-	-	-	-	-	-	-	-	-	-	-
vs.Troy	0-0	0-0	0-0	0-0-0	0	0	0	0	0	0	0+

\* Indicates Games Started; [ ] AP Ranking

### CAREER STATISTICS

SEASON	GP-GS	MIN/AVG	FG-FGA	PCT.	3FG-FGA	PCT.	FT-FTA	PCT.	O-D-T	AVG.	PF-DQ	AS	TO	BS	ST	TP	AVG.
2016-17	6-0	10/1.7	0-0	.000	0-0	.000	1-2	.500	0-1-1	0.2	0-0	0	0	0	0	1	0.2
<b>TOTAL</b>	<b>6-0</b>	<b>10/1.7</b>	<b>0-0</b>	<b>.000</b>	<b>0-0</b>	<b>.000</b>	<b>1-2</b>	<b>.500</b>	<b>0-1-1</b>	<b>0.2</b>	<b>0-0</b>	<b>0</b>	<b>0</b>	<b>0</b>	<b>0</b>	<b>1</b>	<b>0.2</b>





# MIKE KRZYZEWSKI

**HEAD COACH • ARMY '69**  
**OVERALL RECORD • 1,071-329 OVERALL (42ND SEASON)**  
**DUKE RECORD • 998-270 (37TH SEASON)**  
**460-188 ACC (REGULAR SEASON + TOURNAMENT)**

## COACH K'S MILESTONE WINS

### OVERALL

No.	Opponent	Date	Score
1	vs. Lehigh	11/28/75	56-29
100	vs. Clemson	2/24/1982	73-72 (30T)
200	vs. Alabama	12/13/1986	76-67
300	vs. Richmond	3/16/1990	81-46
400	at Iowa	12/22/1993	79-76
500	vs. North Carolina	2/28/1998	77-75
600	vs. North Carolina	3/11/2001	82-80
700	vs. Toledo	12/12/2004	82-54
800	at NC State	3/1/2008	87-86
900	vs. Michigan	3/20/2011	73-71
903	vs. Michigan State	11/15/2011	74-69
1000	vs. St. John's	1/25/2015	77-68

## AT DUKE

No.	Opponent	Date	Score
1	vs. Stetson	11/29/1980	67-49
100	at St. Joseph's	1/13/1986	87-66
200	vs. West Virginia	3/18/1989	70-63
300	vs. Northeastern	12/7/1992	103-72
400	vs. Murray State	3/14/1997	71-68
500	vs. Villanova	11/17/2000	98-85
600	at Clemson	1/3/2004	73-54
700	vs. Georgia Tech	2/18/2007	71-62
800	vs. Kansas State	11/23/2010	82-68
900	vs. Florida State	1/25/2014	78-56

## COACH K BY THE NUMBERS

- 5 National Championships (1991, 1992, 2001, 2010, 2015)
- 6 gold medals as head coach of U.S. National Team
- 1,071 career wins (most in NCAA MBB history)
- 998 victories at Duke (most in NCAA history at one school)
- 460 ACC wins (most in league history)
- 61 ACC Tournament wins (most in tournament history)
- 91 NCAA Tournament wins (most in NCAA history)
- 12 National Coach of the Year honors (eight seasons)
- 7 National Players of the Year (nine honors)
- 6 National Defensive Players of the Year (nine honors)
- 33 NCAA Tournament bids
- 31 All-America selections (45 honors)
- 12 Final Four appearances (tied for most all-time)
- 12 ACC regular season championships
- 14 ACC Tournament championships
- 581 weeks ranked in the top 25 of the AP Poll
- 498 weeks ranked in the top 10 of the AP Poll
- 111 weeks ranked No. 1 in the country
- 53 NBA Draft selections
- 32 first-round NBA Draft picks
- 21 NBA Draft Lottery picks (most in draft history)
- 10 Consecutive Top 10 AP Poll finishes (1997-2006)

## MR. INFLUENTIAL

- Coach K was listed No. 22 on the Sporting News' 2016 list of the most influential people in sports.
- He is the highest-ranked of five coaches on the list and is joined by Geno Auriemma (No. 41), John Calipari (No. 45), Bill Belichick (No. 47) and Nick Saban (No. 49).

## THERE'S ONLY 1K

- Krzyzewski became the first NCAA men's basketball coach to record 1,000 career victories after Duke defeated St. John's, 77-68, in Madison Square Garden Sunday, Jan. 25, 2015.
- Over his 36-plus-year career at Duke, Krzyzewski has more than quadrupled the previous highest number of total wins by a head coach, Eddie Cameron, who had a record of 226-99.

## TOURNAMENT VICTORIES AT DUKE

- Duke has a high level of success in tournaments under Coach K, winning 18 regular-season, 14 ACC and five NCAA Tournaments for a total of 37 championships during his 36-plus-year tenure.

## Duke Tournament Records Under Coach K

Tournament	W	L	Pct.	Titles
ACC Tournament	61	22	.735	14
NCAA Tournament	90	27	.769	5
In-Season Tournaments	88	16	.846	18
<b>TOTAL</b>	<b>239</b>	<b>65</b>	<b>.786</b>	<b>37</b>

## COACH K'S RECORD AT DUKE

Year	Overall	ACC	Notes
1981	17-13	6-8 (t5th)	NIT Quarterfinals
1982	10-17	4-10 (t6th)	-
1983	11-17	3-11 (7th)	-
1984	24-10	7-7 (t3rd)	NCAA Tournament
1985	23-8	8-6 (t4th)	NCAA Tournament
1986	37-3	12-2 (1st)	NCAA Runnerup
1987	24-9	9-5 (3rd)	NCAA Sweet Sixteen
1988	28-7	9-5 (3rd)	NCAA Final Four
1989	28-8	9-5 (t2nd)	NCAA Final Four
1990	29-9	9-5 (2nd)	NCAA Runnerup
1991	32-7	11-3 (1st)	<b>NCAA Champion</b>
1992	34-2	14-2 (1st)	<b>NCAA Champion</b>
1993	24-8	10-6 (t3rd)	NCAA Tournament
1994	28-6	12-4 (1st)	NCAA Runnerup
1995	9-3	0-1	Out (back surgery)
1996	18-13	8-8 (t4th)	NCAA Tournament
1997	24-9	12-4 (1st)	NCAA Tournament
1998	32-4	15-1 (1st)	NCAA Elite Eight
1999	37-2	16-0 (1st)	NCAA Runnerup
2000	29-5	15-1 (1st)	NCAA Sweet Sixteen
2001	35-4	13-3 (t1st)	<b>NCAA Champion</b>
2002	31-4	13-3 (2nd)	NCAA Sweet Sixteen
2003	26-7	11-5 (3rd)	NCAA Sweet Sixteen
2004	31-6	13-3 (1st)	NCAA Final Four
2005	27-6	11-5 (3rd)	NCAA Sweet Sixteen
2006	32-4	14-2 (1st)	NCAA Sweet Sixteen
2007	22-11	8-8 (t6th)	NCAA Tournament
2008	28-6	13-3 (2nd)	NCAA Tournament
2009	30-7	11-5 (2nd)	NCAA Sweet Sixteen
2010	35-5	13-3 (t1st)	<b>NCAA Champion</b>
2011	32-5	13-3 (2nd)	NCAA Sweet Sixteen
2012	27-7	13-3 (2nd)	NCAA Tournament
2013	30-6	14-4 (2nd)	NCAA Elite Eight
2014	26-9	13-5 (3rd)	NCAA Tournament
2015	35-4	15-3 (2nd)	<b>NCAA Champion</b>
2016	25-11	11-7 (t5th)	NCAA Sweet Sixteen
2017	28-8	11-7 (t5th)	-

## DUKE UNDER COACH K

	Overall	2016-17
Overall	998-270	28-8
At Home	504-63	15-1
On the Road	237-133	3-6
Neutral Site	257-74	10-1
ACC Games (regular season)	399-165	11-7
Home	228-55	8-1
Road	171-111	3-6
Non-Conference Teams	537-80	13-1
Home	276-8	6-0
Road	66-20	0-0
Neutral	194-52	6-1
Shoots 60% or better	82-4	2-0
Shoots 50% or better	515-32	12-0
Holds Opp. to Less than 50%	856-107	24-2
Holds Opp. to Less than 40%	397-13	11-1
Holds Opp. to Less than 30%	48-0	2-0
Outrebounds opponent	634-73	14-4
Overtime game	32-24	0-0
Double-overtime game	0-4	0-0
Triple-overtime games	1-0	0-0
Vs. ranked opponent	217-142	9-4
Vs. unranked opponent	782-128	19-4
In November	147-15	7-1
In December	196-28	5-1
In January	246-76	5-3
In February	226-75	6-2
In March	173-71	5-1
In April	9-5	0-0
Scores 59 points or less	19-25	0-1
Scores 60+ points	965-243	28-7
Scores 70+ points	867-164	25-6
Scores 80+ points	591-52	16-2
Scores 90+ points	300-9	9-0
Scores 100+ points	114-2	1-0

## NCAA DIVISION I WINS LEADERS

### Career Wins

Coach	Wins
1. ^ Mike Krzyzewski	1,071
2. Bob Knight	902
^ Jim Boeheim	902
4. Dean Smith	879
5. Adolph Rupp	876

### Career Wins at One School

Coach	School	Wins
1. ^ Mike Krzyzewski	Duke	998
2. ^ Jim Boeheim	Syracuse	902
3. Dean Smith	North Carolina	879
4. Adolph Rupp	Kentucky	876
5. Jim Phelan	Mount St. Mary's	830

### Career ACC Wins (Regular Season & Tournament)

Coach	Schools	Wins
1. ^ Mike Krzyzewski	Duke	460
2. Dean Smith	North Carolina	422
3. Gary Williams	Maryland	210
4. ^ Roy Williams	North Carolina	191
5. Frank McGuire	UNC/South Carolina	160

### NCAA Tournament Wins

Coach	Schools	Wins
1. ^ Mike Krzyzewski	Duke	91
2. ^ Roy Williams	Kansas/UNC	71
3. Dean Smith	North Carolina	65
4. ^ Rick Pitino	Four schools	54
5. ^ Jim Boeheim	Syracuse	53

^ - active coach; games through March 17

# 2016-17 Duke Basketball Charts

Overall Record: 28-8 (Home: 15-1; Road: 3-6; Neutral: 10-1)

ACC Record: 11-7 (Home: 8-1; Road: 3-6)

Date	Opponent	Result	Duke High Scorer	Opponent High Scorer	Duke High Rebounder	Opponent High Rebounder	Duke High Assists	Att.
N11	> [1/-] MARIST	W, 94-49	Jackson (18)	Hart (13)	Vrankovic (10)	Lamb (5)	Jackson (4)	9,314 #
N12	> [1/-] GRAND CANYON	W, 96-61	Allen (25)	Carr (18)	Allen (10)	two players (5)	Kennard (6)	9,314 #
N15	+ [1/7] vs. Kansas	L, 75-77	Kennard (22)	Mason (21)	Kennard (5)	Azubuikwe (12)	Kennard (5)	19,812#
N19	& [1/-] vs. Penn State	W, 78-68	Jackson (17)	Carr (20)	Jefferson (15)	four players (6)	Allen (4)	9,323#
N20	& [1/21] vs. Rhode Island	W, 75-65	Kennard (24)	Terrell (22)	Jefferson (15)	two players (6)	Allen (3)	9,323#
N23	[6/-] WILLIAM & MARY	W, 88-67	Jackson (19)	two players (13)	Jefferson (10)	two players (5)	two players (6)	9,314#
N26	[6/-] APPALACHIAN STATE	W, 93-58	Allen (21)	Robinson (12)	Kennard (9)	two players (5)	Jefferson (5)	9,314#
N29	\$ [5/-] MICHIGAN STATE	W, 78-69	Allen (24)	Harris (14)	Jefferson (13)	Bridges (9)	two players (4)	9,314#
D3	[5/-] MAINE	W, 94-55	Kennard (35)	Er (20)	Jefferson (9)	Fleming (6)	two players (4)	9,314#
D6	! [5/21] vs. Florida	W, 84-74	Kennard (29)	Allen (21)	Jefferson (15)	Egbunu (12)	Allen (8)	15,294
D10	* [5/-] vs. UNLV	W, 94-45	Allen (34)	Poyser (16)	Jefferson (12)	two players (5)	Jefferson (5)	19,107#
D19	[5/-] TENNESSEE STATE	W, 65-55	Kennard (24)	two players (14)	Jefferson (18)	Hamilton (8)	two players (3)	9,314#
D21	[5/-] vs. Elon	W, 72-61	Kennard (21)	Dawkins (18)	Tatum (8)	Dawkins (9)	Tatum (3)	9,733
D31	[5/-] at Virginia Tech	L, 75-89	Kennard (34)	Bibbs (18)	Jefferson (12)	LeDay (7)	Jefferson (3)	9,567#
J4	[8/-] GEORGIA TECH	W, 110-57	Tatum (19)	three players (11)	Giles (12)	Lammers (8)	Allen (7)	9,314#
J7	[8/-] BOSTON COLLEGE	W, 93-82	Tatum (22)	Robinson (21)	Tatum (6)	Jeffers (12)	Allen (11)	9,314#
J10	[7/9] at Florida State	L, 72-88	Kennard (23)	Rathan-Mayes (21)	Two players (6)	Mann (7)	Allen (5)	11,675#
J14	[7/14] at Louisville	L, 69-78	Allen (23)	Mahmoud (17)	Allen (9)	Mahmoud (11)	two players (3)	22,686#
J21	[18/-] MIAMI	W, 70-58	Tatum (14)	Reed (19)	Jefferson (12)	Murphy (15)	Jackson (4)	9,314#
J23	[17/-] NC STATE	L, 82-84	Kennard (20)	Smith, Jr. (32)	Tatum (9)	Kapita (10)	Kennard (4)	9,314#
J28	[17/-] at Wake Forest	W, 85-83	Kennard (34)	Crawford (26)	Allen (6)	Collins (8)	Jones (6)	14,681#
J30	[21/20] at Notre Dame	W, 84-74	Allen (21)	Beachem (20)	Tatum (14)	Colson (9)	two players (3)	9,149#
F4	[21/-] PITTSBURGH	W, 72-64	Allen (21)	Young (24)	Jefferson (9)	Artis (9)	Allen (6)	9,314#
F9	[18/8] NORTH CAROLINA	W, 86-78	Allen (25)	Jackson (21)	Tatum (9)	Pinson (7)	Tatum (5)	9,314#
F11	[18/-] CLEMSON	W, 64-62	Kennard (25)	Mitchell (23)	Jefferson (9)	two players (90)	Allen (5)	9,314#
F15	[12/14] at Virginia	W, 65-55	Tatum (28)	Perrantes (14)	Tatum (8)	Wilkins (9)	Kennard (3)	14,623#
F18	[12/-] WAKE FOREST	W, 99-94	Kennard (23)	Collins (31)	two players (7)	Collins (15)	Allen (6)	9,314#
F22	[10/-] at Syracuse	L, 75-78	Kennard (23)	Gillon (26)	Tatum (13)	Lydon (9)	Tatum (6)	30,331
F25	[10/-] at Miami	L, 50-55	two players (16)	Brown (25)	Giles (8)	Reed (10)	two players (3)	7,972#
F28	[17/15] FLORIDA STATE	W, 75-70	Jackson (22)	Bacon (19)	Jefferson (11)	Forrest (9)	Tatum (4)	9,314#
M4	[17/5] at North Carolina	L, 83-90	Kennard (28)	Berry (28)	two players (6)	Hicks (9)	two players (2)	21,750#
M8	% [14/-] vs. Clemson	W, 79-72	three players (20)	Blossomgame (19)	Jefferson (10)	Djittie (10)	Tatum (4)	17,732#
M9	% [14/10] vs. Louisville	W, 81-77	Tatum (25)	Adel (21)	Kennard (10)	Mahmoud (7)	Kennard (3)	17,732#
M10	% [14/6] vs. North Carolina	W, 93-83	Tatum (24)	two players (19)	two players (7)	Meeks (12)	Allen (5)	18,109#
M11	% [14/22] vs. Notre Dame	W, 75-69	Tatum (19)	Colson (29)	Tatum (8)	Colson (9)	Allen (4)	18,109#
M17	> [7/-] vs. Troy	W, 87-65	Allen (21)	Varnado (18)	Tatum (12)	Varnado (10)	Allen (4)	15,591#

## Home games in BOLDFACE CAPS

\* - indicates Atlantic Coast Conference game

[ ] - denotes Duke/opponent AP ranking at time of game

# - denotes sellout crowd

> - Basketball Hall of Fame Tip-Off (Durham, N.C.)

+ - State Farm Champions Classic (New York, N.Y.)

& - Basketball Hall of Fame Tip-Off (Uncasville, Conn.)

\$ - ACC/Big Ten Challenge

! - Jimmy V Classic (New York, N.Y.)

\* - Neon Hoops Showcase (Las Vegas, Nev.)

% - ACC Tournament (Brooklyn, N.Y.)

> - NCAA First and Second Rounds (Greenville, S.C.)

## 2016-17 ATTENDANCE FIGURES

Site	Games	Total	Average
Home	16	149,024	9,314
Away	9	142,434	15,826
Neutral	11	169,865	15,442
<b>Totals</b>	<b>36</b>	<b>461,243</b>	<b>12,812</b>

## DUKE BY THE NUMBERS

Seasons of Men's Basketball	112th
Total Games	2,987
ACC Championships	20 (last in 2017)
NCAA Tournament Appearances	41 (last in 2017)
NIT Appearances	5
20-Win Seasons	52 (last in 2017)
30-Win Seasons	14 (last in 2015)
Duke all-time record	2,115-872
Duke all-time ACC record (regular season only)	622-312
Overtime Games	125 (68-57)
Duke 100-Point Games	185 (180-5)
Consecutive games with at least one three-point FG	983*
Consecutive games with at least five three-point FG	38
Consecutive games holding opponents under .500 shooting	5
Consecutive games holding opponents under 100 points	303
Consecutive games scoring at least 70 points	7

\* - Duke record

# Team Highs/Lows

		DUKE	OPPONENT
Points 1st Half	High Low	61 vs. Georgia Tech (1/4/17) 21, 2x, last at Miami (2/25/17)	49 by North Carolina (3/10/17) 18 by Clemson (2/11/17)
Points 2nd Half	High Low	53 at Wake Forest (1/28/17) 29 at Miami (2/25/17)	53 by Syracuse (2/22/17) 19 by UNLV (12/10/16)
Total Points	High Low	110 vs. Georgia Tech (1/4/17) 50 at Miami (2/25/17)	94 by Wake Forest (2/18/17) 45 by UNLV (12/10/16)
FG Made	High Low	39 vs. Georgia Tech (1/4/17) 19, 2x, last at Virginia (2/15/17)	35, 2x, last by Wake Forest (2/18/17) 15 by Marist (11/11/16)
FG Attempted	High Low	70 vs. Georgia Tech (1/4/17) 42 at Virginia (2/15/17)	78 by North Carolina (3/10/17) 47 by Syracuse (2/22/17)
FG Percentage	High Low	.608 [31-of-51] vs. Notre Dame (3/11/17) .318 [21-of-66] at Miami (2/25/17)	.552 [32-of-58] by Virginia Tech (12/31/16) .231 [15-of-65] by Marist (11/11/16)
3-Pt. FG Made	High Low	16 vs. Georgia Tech (1/4/17) 5, 7x, last vs. Notre Dame (3/11/17)	9, 2x, last by Maine (12/3/16) 1 by Miami (2/25/17)
3-Pt. FG Att.	High Low	33 at Syracuse (2/22/17) 12, 2x, last at Notre Dame (1/30/17)	30 by Maine (12/3/16) 8 by Miami (2/25/17)
3-Pt. FG Pct.	High Low	.588 [10-of-17] vs. North Carolina (3/10/17) .238 [5-of-21], 2x, last vs. Clemson (3/8/17)	.615 [8-of-13] by Virginia Tech (12/31/16) .118 [2-of-17] by Kansas (11/15/16)
FT Made	High Low	33 vs. North Carolina (3/10/17) 3 at Miami (2/25/17)	25 by Wake Forest (1/28/17) 4 by Maine (12/3/16)
FT Attempted	High Low	37, 2x, last vs. North Carolina (3/10/17) 9 at Miami (2/25/17)	32 by Wake Forest (1/28/17) 6 by Maine (12/3/16)
FT Percentage	High Low	.958 [23-of-24] at Notre Dame (1/30/17) .333 [3-of-9] at Miami (2/25/17)	1.000 [8-of-8] by Virginia (2/15/17) .467 [7-of-15] by Miami (1/21/17)
Off. Rebounds	High Low	21 at Miami (2/25/17) 4 vs. Boston College (1/7/17)	22 by North Carolina (3/10/17) 4, 3x, last by Syracuse (2/22/17)
Def. Rebounds	High Low	40 vs. Marist (11/11/16) 16 vs. Pittsburgh (2/4/17)	31, 2x, last by Elon (12/21/16) 10 by Maine (12/3/16)
Total Rebounds	High Low	56 vs. Marist (11/11/16) 26 vs. Pittsburgh (2/4/17)	43 by North Carolina (3/10/17) 22 by Maine (12/3/16)
Assists	High Low	24 vs. Georgia Tech (1/4/17) 7, 2x, last vs. Florida State (2/28/17)	23 by North Carolina (3/10/17) 6, 2x, last by Clemson (2/11/17)
Blocked Shots	High Low	8, 5x, last vs. Troy (3/17/17) 0 vs. Rhode Island (11/20/16)	8 by Florida (12/6/16) 0, 4x, last by Notre Dame (3/11/17)
Steals	High Low	14 vs. Grand Canyon (11/12/16) 1 vs. Wake Forest (2/18/17)	9 by Miami (2/25/17) 1 by Troy (3/17/17)
Turnovers	High Low	18 at Louisville (1/14/17) 4 vs. Elon (12/21/16)	21, 3x, last by Boston College (1/7/17) 4 by Wake Forest (2/18/17)
Personal Fouls	High Low	30 at Wake Forest (1/28/17) 9 vs. Maine (12/3/16)	28 by North Carolina (3/10/17) 10 by Miami (2/25/17)

# Individual Game Highs

	DUKE	OPPONENT
Points	35, Luke Kennard vs. Maine (12/3/16)	32 by Dennis Smith, Jr., NC State (1/23/17)
FG Made	12, Grayson Allen vs. UNLV (12/10/16)	13 by John Collins, Wake Forest (2/18/17)
FG Attempted	22, Jayson Tatum vs. Elon (12/21/16)	22 by Justin Jackson, North Carolina (3/10/17)
3-Pt. FG Made	7, Grayson Allen vs. North Carolina (2/9/17)	5 by Davon Reed, Miami (1/21/17)
3-Pt. FG Attempted	12, 2x, last Grayson Allen vs. North Carolina (2/9/17)	11 by Justin Jackson, North Carolina (3/10/17)
FT Made	10, Luke Kennard vs. North Carolina (3/10/17)	15 by Bryant Crawford, Wake Forest (1/28/17)
FT Attempted	12, Grayson Allen at Louisville (1/14/17)	15, 2x, last by Bryant Crawford, Wake Forest (1/28/17)
Rebounds	18, Amile Jefferson vs. Tennessee State (12/19/16)	15, 2x, last by John Collins, Wake Forest (2/18/17)
Offensive Rebounds	7, 3x, last Harry Giles vs. Georgia Tech (1/4/17)	7, 2x, last by Kamari Murphy, Miami (1/21/17)
Defensive Rebounds	11, 4x, last Jayson Tatum at Notre Dame (1/30/17)	10 by John Collins, Wake Forest (2/18/17)
Assists	11, Grayson Allen vs. Boston College (1/7/17)	8, 2x, last by Theo Pinson, North Carolina (3/10/17)
Turnovers	7, Amile Jefferson vs. Kansas (11/15/16)	8 by Shaq Carr, Grand Canyon (11/12/16)
Blocked Shots	5, 3x, last Amile Jefferson vs. Wake Forest (2/18/17)	7 by Hassan Martin, Rhode Island (11/20/16)
Steals	5, Matt Jones vs. Elon (12/21/16)	3, 9x, last by Bonzie Colson, Notre Dame (3/11/17)
Minutes	40, 15x, last Luke Kennard vs. Florida State (2/28/17)	40, 6x, last by John Gillon/Tyler Lydon/Andrew White, Syracuse (2/22/17)

# Duke Player Season / Career Highs

2016-17		CAREER	2016-17		CAREER
<b>0 - Jayson Tatum</b>					
Pts	28 at Virginia (2/15/17)	same	Pts	8 vs. Miami (1/21/17)	same
Rebs	14 at Notre Dame (1/30/17)	same	Rebs	5 vs. Maine (12/3/16)	same
Asts	6 at Syracuse (2/22/17)	same	Asts	1 vs. Tennessee State (12/19/16)	same
Blks	4, 2x, last vs. Troy (3/17/17)	same	Blks	3 at Miami (2/25/17)	same
Stls	4, 3x, last vs. Troy (3/17/17)	same	Stls	1, 2x, last vs. NC State (1/23/17)	same
Mins	40, 2x, last at Miami (2/25/17)	same	Mins	23 vs. Miami (1/21/17)	same
<b>1 - Harry Giles</b>					
Pts	12 vs. Boston College (1/7/17)	same	Pts	24 vs. Florida (12/6/16)	same
Rebs	12 vs. Georgia Tech (1/4/17)	same	Rebs	18 vs. Tennessee State (12/19/16)	same
Asts	2 vs. Louisville (3/9/17)	same	Asts	5, 2x, last vs. UNLV (12/10/16)	8 vs. Indiana (12/2/15)
Blks	4 vs. North Carolina (3/10/17)	same	Blks	5, 2x, last vs. Pittsburgh (2/4/17)	6 vs. North Carolina (2/18/15)
Stls	2, 2x, last vs. Louisville (3/9/17)	same	Stls	3 vs. Grand Canyon (11/12/16)	3, 4x; last vs. Grand Canyon (11/12/16)
Mins	24 vs. Boston College (1/7/17)	same	Mins	39 vs. Florida (12/6/16)	same
<b>2 - Chase Jeter</b>					
Pts	11 vs. Marist (11/11/16)	same	Pts	8, 2x, last vs. Maine (12/3/16)	same
Rebs	8 vs. Marist (11/11/16)	same	Rebs	10 vs. Marist (11/11/16)	same
Asts	2 vs. Rhode Island (11/20/16)	2, 2x, last vs. Rhode Island (11/20/16)	Asts	2 vs. Maine (12/3/16)	same
Blks	3, 2x, last vs. Kansas (11/15/16)	same	Blks	2 vs. William & Mary (11/23/16)	same
Stls	3 vs. Grand Canyon (11/12/16)	same	Stls	-	1 vs. Bryant (11/14/15)
Mins	26 vs. Kansas (11/15/16)	same	Mins	19, 2x, last vs. Appalachian State (11/26/16)	same
<b>3 - Grayson Allen</b>					
Pts	34 vs. UNLV (12/10/16)	same	Pts	-	25 vs. South Alabama (12/7/13)^
Rebs	10 vs. Grand Canyon (11/12/16)	11 vs. Buffalo (12/5/15)	Rebs	-	19 vs. South Alabama (12/7/13)^
Asts	11 vs. Boston College (1/7/17)	same	Asts	-	2, 6x, last vs. Louisiana Tech (2/5/14)^
Blks	1, 2x, last at Notre Dame (1/30/17)	2 vs. NC State (3/12/15)	Blks	-	2, 6x, last vs. Old Dominion (2/20/14)^
Stls	3, 2x, last vs. Boston College (1/7/17)	5 vs. Wake Forest (3/1/16)	Stls	-	2 vs. Northwood (12/19/13)^
Mins	40 vs. Pittsburgh (2/4/17)	44 vs. Notre Dame (3/10/16)	Mins	-	41 vs. South Alabama (12/7/13)^
<b>5 - Luke Kennard</b>					
Pts	35 vs. Maine (12/3/16)	same	Pts	5 vs. Marist (11/11/16)	same
Rebs	10 vs. Louisville (3/9/17)	11 vs. Oregon (3/24/16)	Rebs	4 vs. Maine (12/3/16)	same
Asts	6, 2x, last vs. William & Mary (11/23/16)	same	Asts	1 vs. Appalachian State (11/26/16)	same
Blks	2 vs. North Carolina (3/10/17)	same	Blks	1, 2x, last vs. Maine (12/3/16)	same
Stls	3, 2x, last vs. North Carolina (3/10/17)	3, 5x; last vs. North Carolina (3/10/17)	Stls	1 vs. UNLV (12/10/16)	same
Mins	40, 8x, last vs. Florida State (2/28/17)	same	Mins	15 vs. Appalachian State (11/26/16)	same
<b>12 - Javin DeLaurier</b>					
Pts	6 vs. Marist (11/11/16)	same	Pts	-	3 vs. Fairfield (11/15/14)
Rebs	8 vs. Marist (11/11/16)	same	Rebs	-	2, 2x; last vs. Utah State (11/29/15)
Asts	1 vs. Grand Canyon (11/12/16)	same	Asts	1, 2x, last vs. Georgia Tech (1/4/17)	1, 3x, last vs. Georgia Tech (1/4/17)
Blks	2 vs. Appalachian State (11/26/16)	same	Blks	-	-
Stls	2 vs. Maine (12/3/16)	same	Stls	-	1 vs. Yale (11/25/15)
Mins	17, 2x, last vs. Maine (12/3/16)	same	Mins	3 vs. Georgia Tech (1/4/17)	5 vs. Presbyterian (11/14/14)
<b>13 - Matt Jones</b>					
Pts	16 at Notre Dame (1/30/17)	23 vs. Indiana (12/2/15)	Pts	1 vs. Marist (11/11/16)	same
Rebs	6, 2x, last vs. Elon (12/21/16)	6, 6x; last vs. Elon (12/21/16)	Rebs	1 vs. Marist (11/11/16)	same
Asts	6 at Wake Forest (1/28/17)	7 vs. Syracuse (1/18/16)	Asts	-	-
Blks	1, 3x, last at Syracuse (2/22/17)	2 vs. Georgia Southern (12/15/15)	Blks	-	-
Stls	5 vs. Elon (12/21/16)	same	Stls	-	-
Mins	40, 4x, last at Syracuse (2/22/17)	45 vs. Utah (12/19/15)	Mins	5 vs. Marist (11/11/16)	same
<b>15 - Frank Jackson</b>					
Pts	22 vs. Florida State (2/28/17)	same	Pts	-	-
Rebs	6, 3x, last at North Carolina (3/4/17)	same	Rebs	-	-
Asts	5 vs. Pittsburgh (2/4/17)	same	Asts	-	-
Blks	1 at Notre Dame (1/30/17)	same	Blks	-	-
Stls	4 vs. Marist (11/11/16)	same	Stls	-	-
Mins	35, 2x, last vs. Clemson (3/8/17)	same	Mins	2 vs. Marist (11/11/16)	same
<b>20 - Marques Bolden</b>					
<b>21 - Amile Jefferson</b>					
<b>30 - Antonio Vrankovic</b>					
<b>34 - Sean Obi (^ - at Rice)</b>					
<b>41 - Jack White</b>					
<b>45 - Nick Pagliuca</b>					
<b>50 - Justin Robinson</b>					
<b>53 - Brennan Besser</b>					

# The Last Time It Happened ...

## TEAM

### Duke Was Ranked (AP Poll)

No. 1	Nov. 14, 2016
Top 5 (2-5)	Dec. 26, 2016
Top 10 (6-10)	March 13, 2017
Top 25 (11-25)	March 6, 2017

### Duke Played a Ranked Opponent (AP Poll)

No. 1	vs. Syracuse on Feb. 22, 2014
Top 5	vs. No. 5 Oregon on March 24, 2016
Top 10	vs. No. 6 North Carolina on March 10, 2017
Top 25	vs. No. 22 Notre Dame on March 11, 2017

### Duke Defeated a Ranked Opponent (AP Poll)

No. 1	vs. Syracuse (66-60) on Feb. 22, 2014
Top 5	vs. No. 5 North Carolina (74-73) on Feb. 17, 2016
Top 10	vs. No. 6 North Carolina (93-83) on March 10, 2017
Top 25	vs. No. 22 Notre Dame (75-69) on March 11, 2017

### Duke Lost To a Ranked Opponent (AP Poll)

No. 1	vs. North Carolina (68-76) on March 8, 2008
Top 5	at No. 5 North Carolina (83-90) on March 4, 2017
Top 10	at No. 9 Florida State (72-88) on Jan. 10, 2017
Top 25	at No. 14 Louisville (69-78) on Jan. 14, 2017

### Duke Faced No. 1 (AP Poll)

Home	vs. Syracuse (W, 66-60) on Feb. 22, 2014
Road	vs. North Carolina (L, 83-69) on March 7, 1993
Neutral	vs. Arizona (W, 95-87) on Nov. 26, 1997

### 100 Points by a Team

By Duke	110 vs. Georgia Tech (1/4/17)
By Opponent	101 by North Carolina (2/11/09)

### 40+ Point Win

By Duke	110-57 vs. Georgia Tech (1/4/17)
By Opponent	109-66 by Virginia (3/11/83)

### 30-39 Point Win

By Duke	94-55 vs. Maine (12/3/16)
By Opponent	103-73 by UNLV (4/2/90)

### Overtime Game

Duke Win	91-86 vs. Virginia Tech (2/25/15)
Duke Loss	84-79 vs. Notre Dame (3/10/16)

### Double Overtime Game

Duke Win	66-63 vs. Virginia Tech (12/1/69)
Duke Loss	94-80 at Wake Forest (2/13/03)

### Triple Overtime Game

Duke Win	73-72 vs. Clemson (2/24/82)
Duke Loss	70-68 at Virginia (2/25/58)

### Won The Game In The Final Seconds

By Duke	Luke Kennard 3FG at 6.6 seconds Duke defeated Wake Forest, 85-83 (1/28/17)
By Opponent	John Gillon 3FG at 0.0 seconds Syracuse defeated Duke, 78-75 (2/22/17)

### 5+ Players in Double-Digit Scoring

By Duke	at North Carolina (3/4/17)
By Opponent	by Virginia Tech (12/31/16)

### Made 40-49 Field Goals

By Duke	40 vs. Fairfield (11/15/14)
By Opponent	42 by Florida State (2/4/06)

### Made 50+ Field Goals

By Duke	50 vs. Mercer (12/21/97)
By Opponent	Never

### Made Fewer Than 20 Field Goals

By Duke	19 at Virginia (2/15/17)
By Opponent	16 by UNLV (12/10/16)

### Had 70-79 Field Goal Attempts

By Duke	70 vs. Georgia Tech (1/4/17)
By Opponent	78 by North Carolina (3/10/17)

### Had 80-89 Field Goal Attempts

By Duke	84 vs. Portland (11/25/01)
By Opponent	83 by North Carolina (2/18/15)

### Had 90-99 Field Goal Attempts

By Duke	90 vs. Wake Forest (12/18/70)
By Opponent	91 by William & Mary (12/3/73)

### Had 100+ Field Goal Attempts

By Duke	102 vs. N.C. State (3/5/55)
By Opponent	100 by N.C. State (2/20/74)

### Had Fewer Than 30 Field Goal Attempts

By Duke	23 vs. North Carolina (2/24/79)
By Opponent	29 by North Carolina (3/8/02)

### Shot Over 60 Percent From The Field

By Duke	.608 (31-of-51) vs. Notre Dame (3/11/17)
By Opponent	.648 (35-of-54) by Vermont (11/24/13)

### Shot Over 70 Percent From The Field

By Duke	.704 (38-of-54) vs. Davidson (11/8/13)
By Opponent	.700 (7-of-10) by Wake Forest (2/7/10)

### Shot Less Than 30 Percent From The Field

By Duke	.299 (23-of-77) vs. Utah (12/19/15)
By Opponent	.296 (16-of-54) by UNLV (12/10/16)

### Made 10+ Three-Point Field Goals

By Duke	13 vs. Troy (3/17/17)
By Opponent	10 by Oregon (3/24/16)

### Made 15+ Three-Point Field Goals

By Duke	16 vs. Georgia Tech (1/4/17)
By Opponent	16 by Wake Forest (3/10/95)

### Made 0 Three-Point Field Goals

By Duke	0-4 vs. Hawai'i (12/30/89)
By Opponent	0-8 by Tennessee (11/21/11)

### Had 30+ Three-Point Field Goal Attempts

By Duke	33 at Syracuse (2/22/17)
By Opponent	30 by Maine (12/3/16)

### Shot Over 60 Percent From The 3-Point Line

By Duke	.625 (10-of-16) vs. North Carolina (2/18/15)
By Opponent	.615 (8-of-13) by Virginia Tech (12/31/16)

### Shot Over 70 Percent From The 3-Point Line

By Duke	.706 (12-of-17) vs. Virginia Tech (2/21/13)
By Opponent	.727 (8-of-11) by Georgia Tech (2/4/15)

### Shot Over 80 Percent From The 3-Point Line

By Duke	.800 (8-of-10) vs. Minnesota (11/22/12)
By Opponent	.800 (12-of-15) by N. Carolina (3/5/83)

### Shot Less Than 20 Percent From 3-Point Line

By Duke	.176 (3-of-17) vs. Notre Dame (3/13/15)
By Opponent	.190 (4-of-21) by Louisville (3/9/17)

### Made 30-39 Free Throws

By Duke	33 vs. North Carolina (3/10/17)
By Opponent	32 by Florida State (3/1/06)

### Made 40+ Free Throws

By Duke	40 vs. Southern Illinois (11/20/08)
By Opponent	42 by Wake Forest (12/20/68)

### Made 5 Or Fewer Free Throws

By Duke	3 at Miami (2/25/17)
By Opponent	5 by Elon (12/21/16)

### Had 40-49 Free Throw Attempts

By Duke	43 vs. UNCW (3/17/16)
By Opponent	40 by Florida State (3/1/06)

### Had 50+ Free Throw Attempts

By Duke	54 vs. Fairfield (11/14/98)
By Opponent	51 by Arizona (2/24/91)

### Shot Over 90 Percent From The Foul Line

By Duke	.900 (18-of-20) at Virginia (2/15/17)
By Opponent	.923 (24-of-26) by Clemson (3/8/17)

### Shot 100 Percent From The Foul Line

By Duke	2-of-2 vs. San Diego State (3/22/15)
By Opponent	8-of-8 by Virginia (2/15/17)

### Had 50-59 Rebounds

By Duke	56 vs. Marist (11/11/16)
By Opponent	56 by Utah (12/19/15)

### Had 60+ Rebounds

By Duke	61 vs. William & Mary (12/2/72)
By Opponent	64 by North Carolina (3/5/16)

### Five Players Fouled Out

By Duke	vs. Wake Forest (2/17/08)
By Opponent	by Maryland (2/10/90)

### Had 20-29 Assists

By Duke	20 vs. Boston College (1/7/17)
By Opponent	23 by North Carolina (3/10/17)

### Had 30+ Assists

By Duke	30 vs. Presbyterian (11/14/14)
By Opponent	30 by Maryland (2/10/90)

### Had 10+ Blocked Shots

By Duke	10 vs. Boston College (1/3/15)
By Opponent	10 by NC State (11/11/15)

### Had 15+ Steals

By Duke	16 vs. Loyola [Md] (12/31/08)
By Opponent	15 by Oregon (11/27/10)

### Had 20+ Turnovers

By Duke	21 vs. Michigan State (11/15/11)
By Opponent	21 by Boston College (1/7/17)

### Had 30+ Turnovers

By Duke	33 vs. Maryland (2/9/91)
By Opponent	31 by Eastern Kentucky (11/25/07)

### Committed 10 Or Fewer Turnovers

By Duke	8 vs. Troy (3/17/17)
By Opponent	6 by Notre Dame (3/11/17)



# The Last Time It Happened ...

## INDIVIDUAL

### 30-39 Points by a Player

By Duke 34, Luke Kennard at Wake Forest (1/28/17)  
By Opp. 31, John Collins, Wake Forest (2/18/17)

### 40+ Points by a Player

By Duke 40, J.J. Redick vs. Virginia (1/28/06)  
By Opp. 40, Bootsy Thornton, St. John's (1/24/99)

### Two Players Scored 20 or More Points

By Duke Jayson Tatum (24)  
& Luke Kennard (20) vs. North Carolina (3/10/17)  
By Opp. Joel Berry II (28) &  
Isaiah Hicks (21), North Carolina (3/4/17)

### Three Players Scored 20-29 Points

By Duke Frank Jackson (20), Luke Kennard (20) &  
Jayson Tatum (20) vs. Clemson (3/8/17)  
By Opp. Bonzie Colson (31), Demetrius Jackson (24) &  
Steve Vasturia (22), Notre Dame (1/16/16)

### Four Players Scored 20-29 Points

By Duke Jabari Parker (22), Rodney Hood (22),  
Quinn Cook (21) & Rasheed Sulaimon (20)  
vs. Davidson (11/8/13)  
By Opp. n/a

### Two Players Scored 30 Or More Points

By Duke Gerald Henderson (35) & Jon Scheyer (30)  
vs. Wake Forest (2/22/09)  
By Opp. Brian Oliver (31) & Dennis Scott (31),  
Georgia Tech (3/10/90)

### 10+ Field Goals Made by a Player

By Duke 11, Luke Kennard at Wake Forest (1/28/17)  
By Opp. 12, Bonzie Colson, Notre Dame (3/11/17)

### 15+ Field Goals Made by a Player

By Duke 15, Christian Laettner vs. Ga. Tech (1/11/92)  
By Opp. 17, Al Thornton, Florida State (2/4/06)

### 20-29 Field Goal Attempts by a Player

By Duke 20, Luke Kennard vs. Clemson (3/8/17)  
By Opp. 21, Bonzie Colson, Notre Dame (3/11/17)

### 30+ Field Goal Attempts by a Player

By Duke 31, Bob Verga vs. Penn State (1/3/67)  
By Opp. 32, Al Thornton, Florida State (2/4/06)

### Player Shot 1.000 With 5+ Field Goal Attempts

By Duke 6-6, Amile Jefferson vs. Florida State (2/28/17)  
By Opp. 5-5, Chris Clarke, Virginia Tech (12/31/16)

### Player Shot .800 With 10+ Field Goal Attempts

By Duke 9-10 (.900), Marshall Plumlee vs. UNCW (3/17/16)  
By Opp. 9-11 (.818), Devin Thomas, Wake Forest (1/6/16)

### Player Shot .900 With 10+ Field Goal Attempts

By Duke 9-10 (.900), Marshall Plumlee vs. UNCW (3/17/16)  
By Opp. 9-10 (.900), Reggie Johnson, Miami (1/2/11)

### 5+ 3pt Field Goals Made by a Player

By Duke 5, Grayson Allen vs. Troy (3/17/17)  
By Opp. 5, Joel Berry II, North Carolina (3/4/17)

### 10+ 3pt Field Goal Attempts by a Player

By Duke 12, Grayson Allen vs. North Carolina (2/9/17)  
By Opp. 11, Justin Jackson, North Carolina (3/10/17)

### Player Shot .800 With 5+ 3pt Field Goal Attempts

By Duke 5-6 (.833), Grayson Allen vs. North Carolina (3/10/17)  
By Opp. 5-5 (1.000), Joel Berry II, North Carolina (3/4/17)

### 10+ Free Throws Made by a Player

By Duke 10, Luke Kennard vs. North Carolina (3/10/17)  
By Opp. 15, Bryant Crawford, Wake Forest (1/28/17)

### 15+ Free Throws Made by a Player

By Duke 15, Grayson Allen vs. UNCW (3/17/16)  
By Opp. 15, Bryant Crawford, Wake Forest (1/28/17)

### 10+ Free Throws Attempted by a Player

By Duke 10, Jayson Tatum vs. Troy (3/17/17)  
By Opp. 15, Bryant Crawford, Wake Forest (1/28/17)

### 15+ Free Throws Attempted by a Player

By Duke 17, Grayson Allen vs. UNCW (3/17/16)  
By Opp. 15, Bryant Crawford, Wake Forest (1/28/17)

### Player Shot 1.000 With 10+ Free Throw Attempts

By Duke 10-of-10, Luke Kennard vs. UNC (3/10/17)  
By Opp. 15-of-15, Bryant Crawford, Wake Forest (1/28/17)

### 10+ Rebounds by a Player

By Duke 12, Jayson Tatum vs. Troy (3/17/17)  
By Opp. 10, Jordon Varnado, Troy (3/17/17)

### 15+ Rebounds by a Player

By Duke 18, Amile Jefferson vs. Tennessee St. (12/19/16)  
By Opp. 15, John Collins, Wake Forest (2/18/17)

### 20+ Rebounds by a Player

By Duke 20, Jahliil Okafor vs. Elon (12/15/14)  
By Opp. 22, Zach Auguste, Notre Dame (3/10/16)

### Two Players with 10 or More Rebounds

By Duke Marshall Plumlee (17) & Brandon Ingram (11)  
vs. Wake Forest (3/1/16)  
By Opp. Zach Auguste (22) & Bonzie Colson (12),  
Notre Dame (3/10/16)

### 5+ Offensive Rebounds by a Player

By Duke 5, Harry Giles at Miami (2/25/17)  
By Opp. 5, Bonzie Colson, Notre Dame (3/11/17)

### 10+ Defensive Rebounds by a Player

By Duke 11, Jayson Tatum at Notre Dame (1/30/17)  
By Opp. 10, John Collins, Wake Forest (2/18/17)

### 10+ Assists by a Player

By Duke 11, Grayson Allen vs. Boston College (1/7/17)  
By Opp. 11, Angel Rodriguez, Miami (1/25/16)

### 5+ Blocked Shots by a Player

By Duke 5, Amile Jefferson vs. Wake Forest (2/18/17)  
By Opp. 5, Rakeem Christmas, Syracuse (2/14/15)

### 5+ Steals by a Player

By Duke 5, Matt Jones vs. Elon (12/21/16)  
By Opp. 5, Trevor Cooney, Syracuse (2/14/15)

### Double-Double by a Player\*

By Duke 18/12, Jayson Tatum vs. Troy (3/17/17)  
By Opp. 18/10, Jordon Varnado, Troy (3/17/17)

### 20 - 20 Games (Points - Rebounds)

By Duke 25/20, Jahliil Okafor vs. Elon (12/15/14)  
By Opp. 26/24, Sean May, North Carolina (3/6/05)

### Triple-Double by a Player^

By Duke 19/11/10 blocks, Shelden Williams  
vs. Maryland (1/11/06)  
By Opp. 16/15/10 blocks, Tree Rollins  
Clemson (2/23/77)

\*Double-doubles are points and rebounds unless otherwise indicated  
^Triple-doubles are points, rebounds, and assists unless indicated

# Duke Miscellaneous Statistics

## Games as Leading Scorer

Luke Kennard	16
Grayson Allen	9
Jayson Tatum	8
Frank Jackson	6

## Games as Leading Rebounder

Amile Jefferson	16
Jayson Tatum	11
Grayson Allen	3
Harry Giles	3
Luke Kennard	3
Frank Jackson	2
Chase Jeter	1
Antonio Vrankovic	1

## Games Leading in Assists

Grayson Allen	16
Luke Kennard	7
Matt Jones	6
Jayson Tatum	6
Amile Jefferson	5
Frank Jackson	4

## Double-Figure Scoring Games

Luke Kennard	34
Jayson Tatum	25
Grayson Allen	24
Amile Jefferson	21
Frank Jackson	19
Matt Jones	15
Harry Giles	2
Chase Jeter	1

## 30+ Point Games

Luke Kennard	3
Grayson Allen	1

## 20+ Point Games

Luke Kennard	19
Grayson Allen	9
Jayson Tatum	7
Frank Jackson	3
Amile Jefferson	2

## 20+ Rebound Games

## 10+ Rebound Games

Amile Jefferson	11
Jayson Tatum	3
Grayson Allen	1
Harry Giles	1
Luke Kennard	1
Antonio Vrankovic	1

## Double-Doubles

Amile Jefferson	8
Jayson Tatum	3
Grayson Allen	1
Harry Giles	1
Luke Kennard	1

## 10+ Assist Games

Grayson Allen	1
---------------	---

## Dunks

Opponent	84
Duke	83

Jayson Tatum	17
Harry Giles	15
Amile Jefferson	13
Grayson Allen	9
Javin DeLaurier	6
Chase Jeter	6
Marques Bolden	4
Frank Jackson	4
Antonio Vrankovic	4
Matt Jones	3
Luke Kennard	2
Jack White	1

## Charges Drawn

Opponent	26
Duke	32

Grayson Allen	9
Matt Jones	9
Chase Jeter	5
Amile Jefferson	3
Luke Kennard	2
Jayson Tatum	2
Marques Bolden	1
Harry Giles	1
Antonio Vrankovic	1

## Technical Fouls

Opponent	8
Duke	5

## Forced Five-Second Calls

Opponent	1
Duke	2

Frank Jackson	1
Jayson Tatum	1

## Four-Point Plays

Opponent	1
Duke	5

Grayson Allen	2
Luke Kennard	2
Frank Jackson	1

## Three-Point Plays

Opponent	54
Duke	50

Luke Kennard	15
Amile Jefferson	11
Grayson Allen	9
Jayson Tatum	8
Frank Jackson	3
Matt Jones	3
Harry Giles	1

## Jump Balls Controlled

Opponent	19
Duke	17

Amile Jefferson	12
Harry Giles	4
Chase Jeter	1

## Duke's First Substitution

Frank Jackson	12
Harry Giles	10
Grayson Allen	8
Marques Bolden	7
Chase Jeter	7
Matt Jones	2
Jayson Tatum	2
Javin DeLaurier	1
Luke Kennard	1
Antonio Vrankovic	1

## Largest Halftime Lead

31 [61-30] vs. Georgia Tech (1/4/17)

## Largest Halftime Deficit

16 [31-47] at Virginia Tech (12/31/16)

## Largest Duke Lead

55 [110-55] vs. Georgia Tech (1/4/17)

## Largest Duke Deficit

20 [52-72] at Virginia Tech (12/31/16)

## Largest Duke Win

53 [110-57] vs. Georgia Tech (1/4/17)

## Largest Duke Defeat

16 [72-88] at Florida State (1/10/17)

## Longest Winning Streak

10, Nov. 19-Dec. 21

## Longest Losing Streak

2, twice

## Largest Home Crowd

9,314, 16x, last vs. Florida State (2/28/17)

## Largest Road Crowd

30,331 at Syracuse (2/22/17)

## Largest Neutral Crowd

19,812 vs. Kansas (11/15/16)

## DUKE'S 2016-17 RECORD WHEN ...

Plays at home	15-1
Plays on the road	3-6
Plays at neutral site	10-1
Record vs. the ACC (regular season)	11-7
Record against non-conference	17-1
Wins the game before	21-6
Loses the game before	6-2
Leads at half	19-3
Trails at half	5-5
Tied at half	4-0
Plays an overtime game	0-0
Shoots 50% or better	12-0
Shoots less than 50%	16-8
Opp. shoots 50% or less	24-2
Shoots better than opp.	23-0
Shoots worse than opp.	5-8
Has more FTs made than opp.	22-4
Has equal FTs made	0-0
Has less FTs made than opp.	6-4
Outrebounds opp.	14-4
Is outrebounded	13-3
Has equal rebounds	1-1
Has more TOs than opp.	10-6
Has equal or less TOs than opp.	18-2
Scores more/equal bench pts.	16-3
Scores less bench pts.	12-5
Plays a ranked opp.	9-4
Makes 5+ 3-Pt. shots	28-8
No Duke player fouls out	21-6
1+ Duke player fouls out	7-2
Has 20+ assists	3-0
Wears white uniforms	20-1
Wears blue uniforms	0-4
Wears black uniforms	8-3
Plays in tournaments	9-0
Plays on television	28-8
Plays in November	7-1
Plays in December	5-1
Plays in January	5-3
Plays in February	6-2
Plays in March	5-1
Plays in April	0-0
Plays during the day	11-3
Plays at night	17-5
Plays on Sunday	1-0
Plays on Monday	2-1
Plays on Tuesday	3-2
Plays on Wednesday	5-1
Plays on Thursday	2-0
Plays on Friday	3-0
Plays on Saturday	12-4
Margin is 5 pts. or less	5-4
Margin is between 6-10	14-2
Margin is between 11-20	1-2
Margin is more than 20	8-0
Has a 20-pt. scorer	22-7
Has a 30-pt. scorer	3-1
Scores 59 points or less	0-1
Scores 60+ points	28-7
Scores 70+ points	25-8
Scores 80+ points	16-2
Scores 90+ points	9-0
Scores 100+ points	1-0

# Duke Basketball in the Polls

The Duke basketball program has held a prominent spot in the national basketball scene since the beginning of the post-World War II era. The final national rankings are just one measuring stick in which the Blue Devils are among the elite in the history of the sport.

In the Coach K era, which began in 1980-81, Duke has finished in the Associated Press top 25 a total of 30 seasons, including seven times as the No. 1 team in the nation. With consecutive AP number one finishes from 1999-2002, Duke became the first school in college basketball history to be ranked at the top of the final AP poll for four straight years.

- Duke has been ranked No. 1 at some point in the season in 20 of the past 32 years (AP & USA Today polls).
- Mike Krzyzewski** has spent more weeks ranked in the top 25 (581 weeks), top 10 (498) and No. 1 (111) than any other active coach (AP poll only).
- Duke has been ranked No. 1 in 98 weeks since 1990, the most by any school in the nation. The next closest school is North Carolina at 54 weeks during the same time period.
- Duke has been No. 1 111 weeks (223 games, 194-29) in the AP poll since 1986.
- Of the 1,268 games coached at Duke by Mike Krzyzewski, 1,123 of them have come as a ranked team (88.6 percent). Duke's record as a ranked team since 1981 is 917-206 (.817).
- Under Coach K, Duke has played more games as a No. 1 team (223) than it has as an unranked team (145).
- The Blue Devils were ranked in the top 25 of the AP poll in 380 consecutive games (Nov. 20, 1996-Feb. 11, 2007).
- Duke has been ranked No. 1 in the nation 129 weeks overall, the second-highest figure in NCAA history behind only UCLA (134).
- Duke finished in the top 10 for 10 consecutive seasons from 1997-2006 - second all-time behind UCLA (13 straight years - 1967-79).
- Duke's 1991-92 team is one of only 12 schools in college basketball history to be ranked No. 1 for the entire season.
- Duke has been ranked in 390 of the last 393 AP polls. The Blue Devils have been ranked in the top 10 for 346 weeks in that span.

## NO. 1. BLUE DEVILS

- Duke has been ranked No. 1 in the AP Poll in 17 different seasons under **Mike Krzyzewski**.

### Seasons Ranked No. 1

<b>Mike Krzyzewski</b>	17
John Wooden	12
Roy Williams	12
Dean Smith	10

## FINAL NO. 1 RANKINGS

- Since 1986, Duke has claimed the No. 1 ranking in the final AP poll seven times. The Blue Devils finished the season ranked No. 1 in the AP poll for four consecutive seasons (1999-2002), an unprecedented feat in college basketball history.

### End Of Season No. 1 Rankings

<b>Duke</b>	7
North Carolina	3
UNLV	2
Kansas	2
Ohio State	2
Kentucky	2

## COACH K AT NO. 1

- Mike Krzyzewski** has coached in 223 games with his Blue Devils as the nation's No. 1 team (AP poll only), compiling a 194-29 (.870) record. Coach K's 223 games at No. 1 rank second all-time in NCAA history, as do his 194 victories:

Coach	No. of Games as No. 1 Team	Record (Pct.)
John Wooden	228	217-11 (.952)
<b>Mike Krzyzewski</b>	<b>223</b>	<b>194-29 (.869)</b>
Dean Smith	134	113-21 (.843)
Adolph Rupp	118	100-18 (.847)

Since the 1997-98 season, Duke has been ranked No. 1 in the Associated Press poll 74 weeks, 35 more than the next closest team. The Blue Devils reached the top ranking in seven consecutive seasons from 1998-2004, becoming just the second program in NCAA history to accomplish that feat. UCLA holds the record with 12 consecutive seasons being ranked No. 1 at some point (1964-75). Duke finished the season ranked No. 1 in the AP poll for four consecutive seasons (1999-2002), an unprecedented feat in college basketball history.

## No. 1 Rankings Since 1997-98

Team	Seasons Ranked No. 1	Total Weeks Ranked No. 1
<b>Duke</b>	<b>12</b>	<b>74</b>
North Carolina	7	39
Kentucky	7	35
Kansas	7	28
Connecticut	5	27
Arizona	4	26
Stanford	3	16
Illinois	1	15
Florida	4	14
Cincinnati	1	12
Villanova	2	11
Indiana	1	10
Syracuse	3	10
Michigan State	3	9
Ohio State	2	9
Gonzaga	2	7
UCLA	1	6
Memphis	1	5
Oklahoma	1	3
Pittsburgh	1	3
Wake Forest	2	3
Louisville	2	2
Alabama	1	2
Texas	1	2
St. Joseph's	1	1
Wisconsin	1	1
Tennessee	1	1
Michigan	1	1
Baylor	1	1

## Charting Duke in the Polls (AP Only)

Total Polls Ranked	770
Top 10 Rankings	637
Longest Consecutive Polls Ranked	200 <sup>1</sup>
Current Streak	24

### Years Ranked

Total Years	56
Consecutive Years	34
Current Streak	35

### Final Poll

Total Polls	45
Top 10	35
High Rank	1 (seven times)

### No. 1 Ranking

Total Rankings	129
Most No. 1 Weeks in Succession	18

### Weeks Ranked By Ranking

First Ranked: Dec. 11, 1951 (No. 12)

Last Ranked: March 6, 2017 (No. 14)

Rank	Weeks
No. 1	129
No. 2	75
No. 3	71
No. 4	48
No. 5	58
No. 6	70
No. 7	55
No. 8	56
No. 9	36
No. 10	40
No. 11	17
No. 12	14
No. 13	15
No. 14	15
No. 15	13
No. 16	12
No. 17	15
No. 18	11
No. 19	10
No. 20	7
No. 21	3
No. 22	-
No. 23	1
No. 24	1
No. 25	-

<sup>1</sup> - Duke was ranked in the top 25 of 200 consecutive AP polls from 1997 through 2007, the second-longest streak in college basketball history.

## All-Time Consecutive AP Polls Ranked

Team	Consecutive AP Polls Ranked
UCLA	221 (1966-80)
<b>Duke</b>	<b>200 (1996-07)</b>
North Carolina	172 (1990-00)
North Carolina	171 (1972-82)
<b>Duke</b>	<b>167 (2007-16)</b>
Marquette	166 (1969-79)
Kentucky	164 (1990-99)
Kansas	161 (2008-present)
Kansas	145 (1991-99)
<b>Duke</b>	<b>143 (1986-95)</b>

## DUKE IN THE RANKINGS

Date	AP	Coaches
Preseason	1	1
Week 2	1	1
Week 3	6	3
Week 4	5	4
Week 5	5	4
Week 6	5	4
Week 7	5	4
Week 8	5	5
Week 9	8	8
Week 10	7	7
Week 11	18	18
Week 12	17	17
Week 13	21	21
Week 14	18	19
Week 15	12	14
Week 16	10	11
Week 17	17	14
Week 18	14	14
Week 19	7	7

## ALL-TIME RECORD - RANKED

Rk	W-L	Pct.
1	218-34	.865
2	121-20	.858
3	115-23	.833
4	81-15	.844
5	87-27	.763
6	118-31	.792
7	85-26	.766
8	78-18	.813
9	53-16	.768
10	39-15	.722
11	20-9	.690
12	20-6	.769
13	28-4	.875
14	21-4	.840
15	20-6	.769
16	11-10	.523
17	19-12	.613
18	12-4	.750
19	9-9	.500
20	10-2	.833
21	4-1	.800
22	0-0	-
23	2-0	1.000
24	0-1	.000
25	0-0	-
<b>Total</b>	<b>1,170-293</b>	<b>.800</b>

## ALL-TIME RECORD - VS. RANKED

Rk	W-L	Pct.
1	9-21	.300
2	16-27	.372
3	14-22	.371
4	11-19	.367
5	12-21	.364
6	17-9	.654
7	17-16	.515
8	10-18	.357
9	14-15	.483
10	11-7	.611
11	15-13	.536
12	12-5	.706
13	17-10	.630
14	20-9	.690
15	14-8	.636
16	9-6	.600
17	11-10	.524
18	11-9	.550
19	13-7	.650
20	11-10	.524
21	8-1	.889
22	8-3	.727
23	10-2	.833
24	6-2	.750
25	2-1	.667
<b>Total</b>	<b>297-272</b>	<b>.522</b>

(AP poll only)

## NO. 1 RANKINGS SINCE 1990

• Duke has been ranked No. 1 a total of 98 weeks since 1990, 44 more weeks than the next closest school.

### Weeks Ranked No. 1 (since 1990)

Duke	98
North Carolina	54
Kansas	52
Kentucky	40
Connecticut	29
Arizona	26
UNLV	18
Stanford	16
Cincinnati	15
Illinois	15
Arkansas	11

## ACC SCHOOLS AT NO. 1

• Duke has earned 129 AP No. 1 rankings all-time. The Blue Devils' 129 top rankings are 19 more than the next closest ACC school.

### Weeks Ranked No. 1 (ACC schools only)

Duke	129
North Carolina	110
NC State	13
Virginia	12
Syracuse	3
Wake Forest	3
Georgia Tech	1
Boston College	0
Clemson	0
Florida State	0
Louisville	0
Miami	0
Notre Dame	0
Pittsburgh	0
Virginia Tech	0

Rankings include only those since schools joined ACC

## CONSECUTIVE AP POLLS RANKED

• Duke was ranked in the top 25 of 200 consecutive AP polls from 1996 through 2007, the second-longest streak in college basketball history.

• The Blue Devils' string of 167 straight weeks ranked, stretching from 2007-2016, was snapped Feb. 1, 2016. Duke owns three of the top-10 streaks in NCAA history.

### All-Time Consecutive AP Polls Ranked

Team	Consecutive AP Polls Ranked
1. UCLA	221 (1966-80)
2. Duke	200 (1996-07)
3. North Carolina	172 (1990-00)
4. North Carolina	171 (1972-82)
5. Duke	167 (2007-16)
6. Marquette	166 (1969-79)
7. Kentucky	164 (1990-99)
8. Kansas	161 (2008-present)
9. Kansas	145 (1991-99)
10. Duke	143 (1986-95)

## CONSECUTIVE SEASONS AT NO. 1

• Duke was ranked No. 1 in the AP poll for seven straight seasons from 1998-2004, the second longest stretch in NCAA history.

### Most Consecutive Seasons Ranked No. 1

Team	Consecutive Seasons	Years
UCLA	12	1964-75
Duke	7	1998-04
Kansas	5	1994-97
Duke	3	1992-94
North Carolina	3	1986-88
North Carolina	3	1982-84
North Carolina	3	1957-59

## AP TOP 10 RANKING STREAK

• Duke was ranked in the top 10 of the AP Poll an ACC-record 122 consecutive weeks prior to falling to No. 16 in the Jan. 6, 2014, poll.

• The last time prior to the Jan. 6 poll that Duke was not ranked in the top 10 was Nov. 19, 2007.

### Consecutive Weeks Ranked in the AP Top 10 - ACC

Team	Weeks	Span
Duke	122	11/26/07 - 1/6/14
Duke	75	12/26/61 - 12/6/66
Duke	69	1/22/91 - 12/26/94
Maryland	68	11/25/72 - 3/2/76
Duke	67	12/20/99 - 3/3/03

### Consecutive Weeks Ranked in the AP Top 10 - NCAA

Team	Weeks	Span
UCLA	155	11/15/66 - 1/20/76
Duke	122	11/26/07 - 1/6/14
Kentucky	91	3/14/94 - 2/15/99
Kansas	76	11/21/94 - 12/7/98
Duke	75	12/26/61 - 12/6/66
Duke	69	1/22/91 - 12/26/94
Maryland	68	11/25/72 - 3/2/76
Duke	67	12/20/99 - 3/3/03
Marquette	66	2/17/70 - 2/26/74
North Carolina	62	3/6/06 - 11/16/09
North Carolina	62	2/26/85 - 1/10/89

# 2016-17 Box Scores

## [1/1] Duke 94, Marist 49 Game 1 • Nov. 11, 2016 • Durham, N.C.

Marist	FG	3FG	FT	REB	PF	TP	A	TO	B	S	Min
Lamb f	1-11	0-4	0-0	0-5-5	3	2	2	1	0	2	23
Funk f	3-9	1-6	0-0	0-1-1	3	7	0	1	0	0	21
Brooks c	0-1	0-0	5-6	13-4	3	5	0	0	0	0	10
Hart g	4-14	1-6	4-4	1-2-3	2	13	2	3	0	2	33
Knudsen g	0-4	0-2	0-0	1-1-2	0	0	0	3	0	0	14
Mitchell	2-5	0-0	5-5	0-2-2	3	9	1	0	0	1	23
Parker	2-12	0-1	1-2	0-2-2	2	5	1	2	0	0	25
Sjoberg	1-1	0-0	1-2	2-2-4	4	3	1	1	0	0	13
Palsson	2-8	1-6	0-0	0-2-2	1	5	1	1	0	0	22
Momah	0-0	0-0	0-0	0-0-0	0	0	0	0	0	0	3
McClenaghan	0-0	0-0	0-0	0-3-3	1	0	0	2	0	0	13
Team				3-2-5							
<b>Totals</b>	<b>15-65</b>	<b>3-25</b>	<b>16-19</b>	<b>8-25-33</b>	<b>22</b>	<b>49</b>	<b>8</b>	<b>14</b>	<b>0</b>	<b>5</b>	<b>200</b>
Pct.	23.1	12.0	84.2	DR: 2							

FGS (1st half: 8-33 24.2%, 2nd half: 7-32 21.9%)  
3FGS (1st half: 0-9 0.0%, 2nd half: 3-16 18.8%)  
FTS (1st half: 12-14 85.7%, 2nd half: 4-5 80.0%)

Duke	FG	3FG	FT	REB	PF	TP	A	TO	B	S	Min
Jeter f	4-4	0-0	3-4	5-3-8	1	11	1	0	2	0	18
Jefferson f	1-4	0-0	3-6	0-9-9	1	5	1	0	3	1	22
Allen g	3-11	2-5	8-9	1-3-4	1	16	3	2	1	1	22
Kennard g	7-14	2-5	0-0	1-8-9	3	16	2	0	0	0	29
Jones g	4-9	3-6	0-0	0-3-3	3	11	1	2	0	3	27
DeLaurier	3-3	0-0	0-2	1-7-8	4	6	0	1	1	0	17
Jackson	6-15	1-4	5-6	1-0-1	4	18	4	2	0	4	25
Vrankovic	2-6	0-0	1-2	7-10-10	2	5	1	2	0	0	19
White	0-0	0-0	5-6	0-2-2	1	5	0	1	0	0	12
Pagliuca	0-1	0-1	0-0	0-0-0	0	0	0	0	0	0	2
Robinson	0-0	0-0	1-2	0-1-1	0	1	0	0	0	0	5
Besser	0-1	0-1	0-0	0-0-0	1	0	0	0	0	0	2
Team				0-1-1							
<b>Totals</b>	<b>30-68</b>	<b>8-22</b>	<b>26-37</b>	<b>16-40-56</b>	<b>21</b>	<b>94</b>	<b>13</b>	<b>10</b>	<b>7</b>	<b>9</b>	<b>200</b>
Pct.	44.1	36.4	70.3	DR: 8,3							

FGS (1st half: 17-37 45.9%, 2nd half: 13-31 41.9%)  
3FGS (1st half: 6-14 42.9%, 2nd half: 2-8 25.0%)  
FTS (1st half: 14-21 66.7%, 2nd half: 12-16 75.0%)

Officials: Tim Nestor, Ray Styons, Ron Tyburski  
Attendance: 9,314 • Technical Fouls: None

Score by Periods	1st	2nd	Total
Marist	28	21	49
Duke	54	40	94

## [1/1] Duke 96, Grand Canyon 61 Game 2 • Nov. 12, 2016 • Durham, N.C.

Grand Canyon	FG	3FG	FT	REB	PF	TP	A	TO	B	S	Min
Frayser f	4-12	0-5	0-0	0-5-5	4	8	0	2	2	1	35
Clark f	2-6	0-0	1-3	2-3-3	2	5	0	2	0	2	10
Braun g	2-6	1-2	0-0	2-3-5	5	5	0	1	0	0	33
Carr g	8-17	0-1	2-3	2-1-3	3	18	8	8	0	0	38
Martin g	3-6	2-4	2-4	0-5-5	4	10	1	6	0	2	31
Aldoo	0-0	0-0	0-0	0-1-1	0	0	1	1	0	0	16
Smith	2-3	0-0	0-0	1-0-1	3	4	0	0	0	0	15
Vernon	5-12	0-0	1-2	1-3-4	5	11	1	1	0	2	22
Team				2-2-4							
<b>Totals</b>	<b>26-62</b>	<b>3-12</b>	<b>6-12</b>	<b>10-21-31</b>	<b>26</b>	<b>61</b>	<b>11</b>	<b>21</b>	<b>2</b>	<b>7</b>	<b>200</b>
Pct.	41.9	25.0	50.0	DR: 3							

FGS (1st half: 13-36 36.1%, 2nd half: 13-26 50.0%)  
3FGS (1st half: 2-7 28.6%, 2nd half: 20.0%)  
FTS (1st half: 1-4 25.0%, 2nd half: 5-8 62.5%)

Duke	FG	3FG	FT	REB	PF	TP	A	TO	B	S	Min
Jeter f	0-2	0-0	3-4	1-1-2	4	3	0	2	3	3	22
Jefferson f	6-7	0-0	3-6	2-5-7	2	15	1	2	5	3	28
Allen g	8-17	4-12	5-7	0-10-10	3	25	4	3	0	3	37
Kennard g	5-7	2-3	2-4	0-5-5	2	14	6	4	0	2	36
Jones g	4-14	1-8	2-2	2-4-6	1	11	5	1	0	3	37
DeLaurier	1-1	0-0	0-0	1-0-1	2	2	1	0	0	0	6
Jackson	7-10	4-6	3-4	2-2-4	4	21	2	3	0	0	25
Vrankovic	0-1	0-0	2-2	1-1-2	1	2	1	0	0	0	5
White	1-1	0-0	1-2	0-1-1	0	3	0	0	0	0	4
Team				1-0-1							
<b>Totals</b>	<b>32-60</b>	<b>11-29</b>	<b>21-31</b>	<b>10-29-39</b>	<b>19</b>	<b>96</b>	<b>20</b>	<b>15</b>	<b>8</b>	<b>14</b>	<b>200</b>
Pct.	53.3	37.9	67.7	DR: 7							

FGS (1st half: 15-31 48.4%, 2nd half: 17-29 58.6%)  
3FGS (1st half: 5-17 29.4%, 2nd half: 6-12 50.0%)  
FTS (1st half: 11-17 64.7%, 2nd half: 10-14 71.4%)

Officials: Les Jones, Ted Valentine, Trey Styons  
Attendance: 9,314 • Technical Fouls: None

Score by Periods	1st	2nd	Total
Grand Canyon	29	32	61
Duke	46	50	96

## [1/1] Duke 75, [7/8] Kansas 77 Game 3 • Nov. 15, 2016 • New York, N.Y.

Duke	FG	3FG	FT	REB	PF	TP	A	TO	B	S	Min
Jeter f	1-4	0-0	5-10	2-2-4	4	7	0	3	3	0	26
Jefferson f	4-6	0-0	4-7	0-4-4	5	12	2	7	1	1	30
Allen g	4-15	1-7	3-4	0-3-3	2	12	3	1	0	1	38
Kennard g	7-10	2-4	6-6	0-5-3	3	22	5	3	1	0	35
Jones g	4-7	3-5	0-0	0-3-3	4	11	2	0	0	1	40
DeLaurier	0-0	0-0	0-0	0-0-0	0	0	0	0	0	0	0
Jackson	3-5	2-3	3-3	1-2-3	4	11	0	2	0	0	30
Team				3-4-7							
<b>Totals</b>	<b>23-47</b>	<b>8-19</b>	<b>21-30</b>	<b>6-23-29</b>	<b>22</b>	<b>75</b>	<b>12</b>	<b>16</b>	<b>5</b>	<b>3</b>	<b>200</b>
Pct.	48.9	42.1	70.0	DR: 3							

FGS (1st half: 10-20 50.0%, 2nd half: 13-27 48.1%)  
3FGS (1st half: 2-8 25.0%, 2nd half: 6-11 54.5%)  
FTS (1st half: 12-17 70.6%, 2nd half: 9-13 69.2%)

Kansas	FG	3FG	FT	REB	PF	TP	A	TO	B	S	Min
Jackson f	7-9	1-2	0-4	1-1-2	5	15	1	0	0	1	18
Bragg f	3-5	0-0	3-4	1-4-5	4	9	1	2	1	1	16
Lucas c	1-4	0-0	0-0	1-0-1	4	2	1	1	0	0	14
Mason g	8-13	0-1	5-7	1-2-3	4	21	5	2	0	2	35
Graham g	6-12	1-6	0-0	2-1-3	2	13	2	3	1	0	40
Vick	4-9	0-4	1-2	1-4-5	2	9	0	2	0	0	31
Mykhailiuk	1-5	0-3	0-0	1-1-2	1	2	2	1	0	1	28
Azubuike	3-6	0-0	0-0	4-8-12	4	6	1	3	1	1	15
Lightfoot	0-2	0-1	0-2	0-1-1	0	0	0	0	0	1	3
Team				2-2-4							
<b>Totals</b>	<b>33-65</b>	<b>2-17</b>	<b>9-19</b>	<b>14-24-38</b>	<b>26</b>	<b>77</b>	<b>13</b>	<b>14</b>	<b>4</b>	<b>6</b>	<b>200</b>
Pct.	50.8	11.8	47.4	DR: 5							

FGS (1st half: 13-32 40.6%, 2nd half: 20-33 60.6%)  
3FGS (1st half: 1-2 8.3%, 2nd half: 6-11 54.5%)  
FTS (1st half: 2-9 22.2%, 2nd half: 7-10 70%)

Officials: Mike Roberts, Patrick Adams, James Breeding  
Attendance: 19,812 • Technical Fouls: Duke - None, Kansas - Jackson

Score by Periods	1st	2nd	Total
Duke	34	41	75
Kansas	29	48	77

## [1/1] Duke 78, Penn State 68 Game 4 • Nov. 19, 2016 • Uncasville, Conn.

Penn State	FG	3FG	FT	REB	PF	TP	A	TO	B	S	Min
Banks f	4-11	3-8	2-3	0-2-2	1	13	2	1	0	0	32
Stevens f	5-9	0-1	1-2	3-3-6	5	11	1	2	3	1	31
Watkins f	2-4	0-0	0-0	0-3-3	3	4	0	0	0	1	10
Carr g	8-19	2-6	2-2	1-5-6	2	20	3	3	0	0	36
Garner g	7-14	1-5	0-0	2-1-3	3	15	3	2	0	0	35
Zemgulius	0-0	0-0	0-0	0-1-1	4	0	0	2	0	0	8
Bostick	0-0	0-0	0-0	0-0-0	0	0	0	0	0	1	4
Samuel	1-5	0-1	1-1	1-5-6	3	3	2	2	0	0	20
Moore	1-2	0-0	0-3	2-4-6	2	2	1	2	0	0	24
Team				3-1-4							
<b>Totals</b>	<b>28-64</b>	<b>6-21</b>	<b>6-11</b>	<b>12-25-37</b>	<b>23</b>	<b>68</b>	<b>12</b>	<b>14</b>	<b>3</b>	<b>3</b>	<b>200</b>
Pct.	43.8	28.6	54.5	DR: 1							

FGS (1st half: 9-30 30.0%, 2nd half: 19-34 55.9%)  
3FGS (1st half: 3-13 23.1%, 2nd half: 3-8 37.5%)  
FTS (1st half: 3-5 60.0%, 2nd half: 3-6 50.0%)

Duke	FG	3FG	FT	REB	PF	TP	A	TO	B	S	Min
Jefferson f	6-9	0-0	4-10	5-10-15	4	16	0	1	4	0	37
Jeter c	0-0	0-0	1-2	0	0	1	1	0	0	0	6
Allen g	4-10	1-6	3-3	0-8-8	0	12	4	3	0	2	35
Kennard g	5-16	3-8	2-2	1-3-4	1	15	3	2	0	1	40
Jones g	6-8	3-4	0-0	0-1-1	4	15	1	3	0	0	37
DeL											

# 2016-17 Box Scores

## [6/3] Duke 93, Appalachian State 58 Game 7 • Nov. 26, 2016 • Durham, N.C.

Appalachian St.	FG	3FG	FT	REB	PF	TP	A	TO	B	S	Min
Kinney f	5-8	0-0	1-1	0-1-1	3	11	6	0	0	21	
K. Johnson f	3-7	1-2	1-2	2-2-4	3	8	0	0	0	18	
Robinson g	3-4	3-3	3-4	2-3-5	2	12	0	2	0	15	
Shabazz g	1-6	1-3	5-6	0-0-0	0	8	0	2	0	23	
Logan g	0-4	0-0	0-0	0-1-1	1	0	0	3	0	19	
I. Johnson	2-4	2-2	2-2	1-4-5	1	8	2	0	0	22	
Good	2-5	2-4	0-0	0-2-2	1	6	1	1	0	24	
Kerley	0-1	0-1	0-0	0-0-0	0	0	0	0	0	1	
Holley	0-1	0-1	0-0	1-0-1	3	0	2	0	0	5	
Wilson	2-5	0-0	0-0	1-2-3	2	4	0	0	0	7	
O'Boyle	0-5	0-4	0-1	1-1-2	1	0	1	0	0	12	
Ford	0-0	0-0	0-0	0-0-0	0	0	0	0	0	1	
Hinton	0-0	0-0	0-0	0-0-0	0	0	0	1	0	6	
Babic	0-3	0-3	1-2	1-1-2	4	1	5	1	0	22	
Cottrell	0-1	0-1	0-0	0-0-0	0	0	0	1	0	4	
Team				3-1-4						1	
<b>Totals</b>	<b>18-54</b>	<b>9-24</b>	<b>13-18</b>	<b>12-18-30</b>	<b>21</b>	<b>58</b>	<b>12</b>	<b>18</b>	<b>0</b>	<b>2 200</b>	
<b>Pct.</b>	<b>33.3</b>	<b>37.5</b>	<b>72.2</b>	<b>DR: 1</b>							

FGS (1st half: 11-27 40.7%, 2nd half: 7-27 25.9%)  
 3FGS (1st half: 5-9 55.6%, 2nd half: 4-15 26.7%)  
 FTS (1st half: 7-10 70.0%, 2nd half: 6-8 75.0%)

Duke	FG	3FG	FT	REB	PF	TP	A	TO	B	S	Min
Jefferson f	6-11	0-0	3-3	2-4-6	0	15	5	1	1	2	25
Allen g	6-9	4-6	5-5	1-3-4	4	21	2	0	0	0	18
Kennard g	4-15	1-8	9-10	2-7-9	0	18	3	0	1	0	30
Jones g	4-6	2-4	0-0	1-3-4	2	10	1	2	0	4	26
Jackson g	6-14	1-4	2-3	0-1-1	2	15	2	1	0	0	32
Jeter	1-3	0-0	0-0	2-2-4	3	2	0	1	0	1	19
DeLaurier	1-3	0-1	0-0	2-3-5	3	2	0	2	2	0	15
Vrankovic	3-3	0-0	2-4	2-3-5	1	8	0	1	1	0	19
White	1-2	0-0	0-0	0-2-2	1	2	1	2	0	0	15
Robinson	0-0	0-0	0-0	0-0-0	0	0	0	0	0	0	1
Team				5-0-5							
<b>Totals</b>	<b>32-66</b>	<b>8-23</b>	<b>21-25</b>	<b>12-28-45</b>	<b>16</b>	<b>93</b>	<b>14</b>	<b>10</b>	<b>5</b>	<b>7 200</b>	
<b>Pct.</b>	<b>48.5</b>	<b>34.8</b>	<b>84.0</b>	<b>DR: 3</b>							

FGS (1st half: 18-39 46.2%, 2nd half: 14-27 51.9%)  
 3FGS (1st half: 6-15 40.0%, 2nd half: 2-8 25.0%)  
 FTS (1st half: 13-13 100.0%, 2nd half: 8-12 66.7%)

Officials: Bill Covington, William Humes, A.J. Desai  
 Attendance: 9,314 • Technical Fouls: None

Score by Periods	1st	2nd	Total
Appalachian State	34	24	58
Duke	55	38	93

## [5/4] Duke 84, [21/21] Florida 74 Game 10 • Dec. 6, 2016 • New York, N.Y.

Florida	FG	3FG	FT	REB	PF	TP	A	TO	B	S	Min
Robinson f	3-7	1-1	4-4	2-2-4	3	11	1	0	1	2	31
Leon f	3-4	1-2	0-0	1-2-3	3	7	1	0	0	0	23
Egbunu c	2-10	0-0	5-10	7-5-12	2	9	0	3	3	0	29
Hill g	4-11	0-0	5-7	2-5-7	4	13	6	2	1	0	34
Allen g	8-13	3-5	2-2	0-0-0	2	21	0	2	0	0	32
Chiozza	1-1	0-0	0-0	1-1-1	1	2	1	3	0	0	9
Hayes	1-1	0-0	0-0	1-1-2	1	2	0	1	2	1	11
Barry	3-9	0-1	0-0	0-1-1	0	6	1	1	1	2	19
Stone	1-5	1-2	0-0	0-1-1	1	3	0	1	0	1	12
Team				0-1-1							
<b>Totals</b>	<b>26-61</b>	<b>6-11</b>	<b>16-23</b>	<b>13-19-32</b>	<b>17</b>	<b>74</b>	<b>10</b>	<b>13</b>	<b>8</b>	<b>6 200</b>	
<b>Pct.</b>	<b>42.6</b>	<b>54.5</b>	<b>69.6</b>	<b>DR: 4</b>							

FGS (1st half: 11-25 44.0%, 2nd half: 15-36 41.7%)  
 3FGS (1st half: 1-3 33.3%, 2nd half: 5-8 62.5%)  
 FTS (1st half: 8-11 72.7%, 2nd half: 8-12 66.7%)

Duke	FG	3FG	FT	REB	PF	TP	A	TO	B	S	Min
Jefferson f	11-14	0-0	2-2	5-10-15	2	24	2	2	4	1	39
Allen g	2-10	1-5	1-2	0-2-2	2	6	8	2	0	1	35
Kennard g	11-16	5-7	2-2	1-0-1	3	29	3	3	0	2	38
Jones g	0-4	0-2	0-0	1-2-3	3	0	1	1	1	1	36
Jackson g	1-5	1-3	0-0	0-0-0	2	3	0	1	0	1	20
Tatum	7-12	0-0	8-8	0-8-8	3	22	2	2	1	2	29
Jeter	0-0	0-0	0-0	0-0-0	1	0	0	1	0	0	1
Bolden	0-0	0-0	0-0	0-0-0	2	0	0	0	0	0	2
Team				1-2-3							
<b>Totals</b>	<b>32-61</b>	<b>7-17</b>	<b>13-14</b>	<b>10-25-35</b>	<b>18</b>	<b>84</b>	<b>16</b>	<b>13</b>	<b>6</b>	<b>8 200</b>	
<b>Pct.</b>	<b>52.5</b>	<b>41.2</b>	<b>92.9</b>	<b>DR: 1</b>							

FGS (1st half: 18-38 47.4%, 2nd half: 14-23 60.9%)  
 3FGS (1st half: 2-8 25.0%, 2nd half: 5-9 55.6%)  
 FTS (1st half: 3-4 75.0%, 2nd half: 10-10 100%)

Officials: Roger Ayers, Mike Roberts, Mike Eades  
 Attendance: 15,294 • Technical Fouls: Florida-None, Duke-None.

Score by Periods	1st	2nd	Total
Florida	31	43	74
Duke	41	43	84

## [5/4] Duke 78, Michigan State 69 Game 8 • Nov. 29, 2016 • Durham, N.C.

Michigan St.	FG	3FG	FT	REB	PF	TP	A	TO	B	S	Min
Bridges f	4-13	1-4	2-4	2-7-9	5	11	0	3	0	1	34
Goins f	4-5	0-0	2-2	1-4-5	2	10	1	0	0	0	26
Nairn, Jr. g	2-4	0-0	0-0	1-5-6	0	4	3	2	0	0	21
Harris g	6-11	2-4	0-0	0-3-3	1	14	2	3	0	0	31
McQuaid g	1-4	1-3	5-6	1-0-1	3	8	0	1	0	0	19
Ahrens	0-0	0-0	0-0	0-3-3	2	0	1	0	0	1	7
Langford	3-6	1-3	0-0	2-2-4	3	7	0	2	0	0	22
Ellis III	0-0	0-0	0-0	0-2-2	2	0	1	0	0	0	5
Winston	2-5	0-2	0-0	0-2-2	1	4	7	3	0	1	21
Van Dyk	0-0	0-0	0-0	0-0-0	0	0	0	0	0	0	0
Ward	5-7	0-0	1-2	1-2-3	1	11	1	3	1	0	14
Team				0-1-1							
<b>Totals</b>	<b>27-55</b>	<b>5-16</b>	<b>10-14</b>	<b>8-31-39</b>	<b>20</b>	<b>69</b>	<b>16</b>	<b>18</b>	<b>1</b>	<b>3 200</b>	
<b>Pct.</b>	<b>49.1</b>	<b>31.3</b>	<b>71.4</b>	<b>DR: 2,1</b>							

FGS (1st half: 16-31 51.6%, 2nd half: 11-24 45.8%)  
 3FGS (1st half: 2-7 28.6%, 2nd half: 3-9 33.3%)  
 FTS (1st half: 1-2 50.0%, 2nd half: 9-12 75.0%)

Duke	FG	3FG	FT	REB	PF	TP	A	TO	B	S	Min
Jefferson f	7-12	0-0	3-6	5-8-13	3	17	3	1	1	1	35
Allen g	7-21	5-11	5-7	0-3-3	4	24	4	4	0	2	37
Kennard g	8-18	1-7	3-5	1-5-6	0	20	2	1	1	0	40
Jones g	1-7	0-6	0-2	0-1-1	3	2	4	1	0	4	40
Jackson g	5-6	1-2	0-0	2-2-4	4	11	3	1	0	0	27
Jeter	2-2	0-0	0-0	1-3-4	2	4	0	0	1	0	21
Team				2-0-2							
<b>Totals</b>	<b>30-66</b>	<b>7-26</b>	<b>11-20</b>	<b>11-22-33</b>	<b>16</b>	<b>78</b>	<b>14</b>	<b>9</b>	<b>3</b>	<b>8 200</b>	
<b>Pct.</b>	<b>45.5</b>	<b>26.9</b>	<b>55.0</b>	<b>DR: 2</b>							

FGS (1st half: 15-33 45.5%, 2nd half: 15-33 45.5%)  
 3FGS (1st half: 2-11 18.2%, 2nd half: 5-15 33.3%)  
 FTS (1st half: 3-5 60.0%, 2nd half: 8-15 53.3%)

Officials: Mike Eades, Roger Ayers, Michael Stephens  
 Attendance: 9,314 • Technical Fouls: None

Score by Periods	1st	2nd	Total
Michigan State	35	35	69
Duke	35	43	78

## [5/4] Duke 94, UNLV 45 Game 11 • Dec. 10, 2016 • Las Vegas, Nev.

Duke	FG	3FG	FT	REB	PF	TP	A	TO	B	S	Min
Jefferson f	4-6	0-0	2-4	2-10-12	0	10	5	2	0	1	30
Jeter c	1-2	0-0	1-1	0-3-3	2	2	0	0	2	0	15
Allen g	12-16	6-9	4-5	2-2-4	2	34	1	2	0	0	29
Kennard g	6-12	2-5	2-2	1-4-5	0	16	4	0	0	3	34
Jones g	1-5	0-4	0-0	1-2-3	4	2	3	0	0	2	23
Tatum	5-11	1-3	2-2	0-5-5	2	13	3	1	2	2	24
DeLaurier	1-1	0-0	0-0	0-2-2	2	2	0	0	0	0	8
Jackson	4-5	1-1	0-0	1-0-1	0	9	2	2	0	1	20
Bolden	3-5	0-0	0-0	0-1-1	2	6	0	3	0	0	13
White	0-0	0-0	0-0	0-1-1	0	0	0	1	0	1	4
Team				2-1-3							
<b>Totals</b>	<b>37-63</b>	<b>10-22</b>	<b>10-14</b>	<b>9-31-40</b>	<b>14</b>	<b>94</b>	<b>18</b>	<b>11</b>	<b>4</b>	<b>10 200</b>	
<b>Pct.</b>	<b>58.7</b>	<b>45.5</b>	<b>71.4</b>	<b>DR: 2</b>							

# 2016-17 Box Scores

## [5/4] Duke 72, Elon 61 Game 13 • Dec. 21, 2016 • Greensboro, N.C.

Duke	FG	3FG	FT	REB	PF	TP	A	TO	B	S	Min	
Tatum	f	7-22	0-4	4-4	3-5	8	18	3	2	4	2	37
Jefferson	f	2-3	0-0	9-11	1-6	7	2	13	0	1	2	27
Allen	g	1-8	1-6	0-0	0-3	3	3	2	0	0	0	21
Kennard	g	7-17	2-4	5-6	2-5	7	3	21	0	0	1	36
Jones	g	4-6	1-3	0-0	2-4	6	2	9	1	1	1	34
Giles	g	0-2	0-0	1-2	1-2	2	1	0	0	0	0	6
Jeter	g	0-0	0-0	1-2	1-2	0	0	0	0	0	0	7
Jackson	g	2-5	1-3	2-2	1-2	1	7	1	0	0	1	29
Bolden	g	0-0	0-0	0-0	0-0	0	0	0	0	0	0	3
Team				0-0								
<b>Totals</b>		<b>23-63</b>	<b>5-20</b>	<b>21-25</b>	<b>11-26</b>	<b>37</b>	<b>14</b>	<b>72</b>	<b>7</b>	<b>4</b>	<b>8</b>	<b>10</b>
<b>Pct.</b>		<b>36.5</b>	<b>25.0</b>	<b>84.0</b>	<b>DR: 2</b>							

FGS (1st half: 13-40 32.5%, 2nd half: 10-23 43.5%)  
3FGS (1st half: 3-14 21.4%, 2nd half: 2-6 33.3%)  
FTS (1st half: 5-5 100.0%, 2nd half: 16-20 80.0%)

Elon	FG	3FG	FT	REB	PF	TP	A	TO	B	S	Min	
Dawkins	f	7-13	4-4	0-0	0-9	5	18	1	2	0	0	27
Seibring	f	3-9	0-2	1-2	1-4	5	7	1	3	0	1	34
Thompson	g	2-4	1-1	0-0	0-6	2	5	1	2	2	0	25
Swoope	g	1-7	0-3	0-0	0-4	1	2	4	3	0	0	34
Santa Ana	g	3-11	1-6	4-6	2-2	3	11	2	1	1	0	29
Eddy	g	1-2	0-0	0-0	0-0	4	3	1	3	0	0	8
Kundrotas	g	4-6	1-1	0-0	2-3	1	9	0	0	0	0	13
Hariston	g	1-1	0-0	0-1	1-2	0	2	1	0	0	0	6
Eberhardt	g	2-7	0-3	0-0	1-4	2	4	3	2	0	1	24
Team				4-0								
<b>Totals</b>		<b>24-60</b>	<b>8-22</b>	<b>5-9</b>	<b>11-31</b>	<b>42</b>	<b>61</b>	<b>14</b>	<b>17</b>	<b>3</b>	<b>2</b>	<b>200</b>
<b>Pct.</b>		<b>40.0</b>	<b>36.4</b>	<b>55.6</b>	<b>DR: 3</b>							

FGS (1st half: 12-31 38.7%, 2nd half: 12-29 41.4%)  
3FGS (1st half: 7-14 50.0%, 2nd half: 1-8 12.5%)  
FTS (1st half: 4-7 57.1%, 2nd half: 1-2 50.0%)

Officials: Tim Nestor, John Gaffney, Jeff Pon  
Attendance: 9,733 • Technical Fouls: Duke-Grayson Allen, Elon-None.

Score by Periods	1st	2nd	Total
Duke	34	38	72
Elon	35	26	61

## [5/5] Duke 75, Virginia Tech 89 Game 14 • Dec. 31, 2016 • Blacksburg, Va.

Duke	FG	3FG	FT	REB	PF	TP	A	TO	B	S	Min	
Tatum	f	6-14	2-5	4-6	3-4	7	3	18	2	3	1	38
Kennard	g	11-19	3-6	9-11	3-4	7	2	34	1	2	0	38
Jones	g	2-8	0-4	0-1	0-1	2	4	1	0	1	2	38
Jackson	g	3-9	0-1	0-0	0-1	4	6	0	1	0	0	24
Jefferson	f	4-9	0-0	1-2	4-8	4	9	3	4	2	1	37
Giles	g	2-6	0-0	0-0	4-4	3	4	1	0	0	0	13
Jeter	g	0-0	0-0	0-0	0-1	1	0	0	0	1	0	6
Bolden	g	0-2	0-0	0-2	3-0	3	0	0	0	0	0	3
White	g	0-0	0-0	0-0	1-0	1	0	0	0	0	0	3
Team				0-0								
<b>Totals</b>		<b>28-67</b>	<b>5-16</b>	<b>14-22</b>	<b>18-23</b>	<b>41</b>	<b>20</b>	<b>75</b>	<b>8</b>	<b>11</b>	<b>5</b>	<b>200</b>
<b>Pct.</b>		<b>41.8</b>	<b>31.3</b>	<b>63.6</b>	<b>DR: 4</b>							

FGS (1st half: 13-33 39.4%, 2nd half: 15-34 44.1%)  
3FGS (1st half: 1-7 14.3%, 2nd half: 4-9 44.4%)  
FTS (1st half: 4-8 50.0%, 2nd half: 10-14 71.4%)

Virginia Tech	FG	3FG	FT	REB	PF	TP	A	TO	B	S	Min	
Sy	f	1-4	0-0	0-0	2-4	6	3	2	0	0	1	9
Robinson	g	5-11	2-3	2-2	0-5	2	14	7	2	0	1	39
Bibbs	g	6-9	4-5	2-2	0-1	2	18	1	1	1	2	24
Hill	g	6-15	2-4	3-5	1-2	3	17	2	1	0	0	36
Clarke	g	5-5	0-0	3-6	1-5	6	3	13	2	1	0	16
Allen	g	6-8	0-0	2-2	0-1	3	14	5	2	0	0	32
LeDay	g	3-5	0-0	5-9	2-7	1	11	0	1	2	0	31
Outlaw	g	0-1	0-1	0-0	0-2	2	0	1	1	0	0	13
Team				2-0								
<b>Totals</b>		<b>32-58</b>	<b>8-13</b>	<b>17-26</b>	<b>8-25</b>	<b>33</b>	<b>19</b>	<b>89</b>	<b>18</b>	<b>9</b>	<b>4</b>	<b>3</b>
<b>Pct.</b>		<b>55.2</b>	<b>61.5</b>	<b>65.4</b>	<b>DR: 4</b>							

FGS (1st half: 18-31 58.1%, 2nd half: 14-27 51.9%)  
3FGS (1st half: 5-8 62.5%, 2nd half: 3-5 60.0%)  
FTS (1st half: 6-9 66.7%, 2nd half: 11-17 64.7%)

Officials: Roger Ayers, Jeffery Anderson, Jeff Clark  
Attendance: 9,567 • Technical Fouls: Duke-None, Virginia Tech-None.

Score by Periods	1st	2nd	Total
Duke	31	44	75
Virginia Tech	47	42	89

## [8/8] Duke 110, Georgia Tech 57 Game 15 • Jan. 4, 2017 • Durham, N.C.

Georgia Tech	FG	3FG	FT	REB	PF	TP	A	TO	B	S	Min	
Stevens	f	3-7	1-3	2-2	2-4	6	3	9	1	0	0	29
Lammers	c	3-9	0-0	3-4	4-4	4	9	3	2	0	1	29
Moore	g	5-12	0-1	1-2	2-3	2	11	2	3	0	0	28
Jackson	g	4-9	1-5	2-6	1-2	1	11	1	0	0	0	19
Okogie	g	5-12	0-1	1-2	1-4	5	0	11	1	4	1	28
Price	g	0-1	0-1	0-0	0-0	0	0	0	0	0	0	2
Heath	g	0-2	0-0	0-0	0-0	1	0	2	0	0	0	25
Matthews	g	1-4	0-1	0-0	0-0	0	2	0	0	0	0	6
Ogbonda	g	1-4	0-0	2-2	2-2	3	4	0	1	0	0	11
Heyward	g	0-1	0-0	0-0	0-0	0	0	0	0	0	0	11
McCormick	g	0-2	0-2	0-0	0-0	0	0	0	1	0	1	12
Team				2-0								
<b>Totals</b>		<b>22-63</b>	<b>2-14</b>	<b>11-18</b>	<b>14-17</b>	<b>31</b>	<b>16</b>	<b>57</b>	<b>10</b>	<b>13</b>	<b>1</b>	<b>3</b>
<b>Pct.</b>		<b>34.9</b>	<b>14.3</b>	<b>61.1</b>	<b>DR: 2</b>							

FGS (1st half: 11-30 36.7%, 2nd half: 11-33 33.3%)  
3FGS (1st half: 2-10 20.0%, 2nd half: 0-4 0.0%)  
FTS (1st half: 6-11 54.5%, 2nd half: 5-7 71.4%)

Duke	FG	3FG	FT	REB	PF	TP	A	TO	B	S	Min	
Tatum	f	8-15	1-7	2-3	2-4	6	3	19	4	2	2	4
Giles	f	5-12	0-0	0-0	7-5	12	2	10	1	1	0	0
Jefferson	f	4-8	0-0	6-8	1-6	7	1	14	3	1	0	0
Allen	g	3-5	2-4	7-7	1-2	3	15	7	1	0	1	27
Kennard	g	6-7	4-5	0-0	1-4	5	1	16	1	1	0	0
Jones	g	5-9	4-7	0-0	3-4	3	14	2	2	0	0	19
Jackson	g	5-9	4-7	1-1	0-2	2	15	4	0	0	1	24
Bolden	g	2-4	0-0	0-0	1-3	4	1	4	0	0	1	15
Vrankovic	g	0-0	0-0	0-0	1-2	1	0	1	2	0	0	7
White	g	1-1	1-1	0-0	0-1	1	3	0	0	0	0	5
Pagliuca	g	0-0	0-0	0-0	0-0	0	0	1	0	0	0	3
Robinson	g	0-0	0-0	0-0	0-0	0	0	0	0	0	0	2
Team				0-2								
<b>Totals</b>		<b>39-70</b>	<b>16-31</b>	<b>16-19</b>	<b>17-32</b>	<b>49</b>	<b>15</b>	<b>110</b>	<b>24</b>	<b>10</b>	<b>3</b>	<b>6</b>
<b>Pct.</b>		<b>55.7</b>	<b>51.6</b>	<b>84.2</b>	<b>DR: 0</b>							

FGS (1st half: 19-33 57.6%, 2nd half: 20-37 54.1%)  
3FGS (1st half: 11-18 61.1%, 2nd half: 5-13 38.5%)  
FTS (1st half: 12-14 85.7%, 2nd half: 4-5 80.0%)

Officials: Ted Valentine, Tony Chiazza, Doug Sirmons  
Attendance: 9,314 • Technical Fouls: Duke-None, Georgia Tech-None.

Score by Periods	1st	2nd	Total
Georgia Tech	30	27	57
Duke	61	49	110

## [8/8] Duke 93, Boston College 82 Game 16 • Jan. 7, 2017 • Durham, N.C.

Boston College	FG	3FG	FT	REB	PF	TP	A	TO	B	S	Min	
Tava	f	2-3	0-0	2-4	2-2	4	3	6	1	4	0	25
Turner	f	5-9	1-4	2-2	1-5	6	13	5	1	0	0	35
Jeffers	f	3-4	0-0	2-2	4-8	12	1	8	1	2	0	29
Bowman	g	8-15	0-3	3-5	0-3	3	19	4	5	0	3	36
Robinson	g	8-18	1-3	4-4	0-2	2	4	21	0	5	0	32
Owens	g	1-1	0-0	0-0	1-3	3	2	1	1	1	0	9
Popovic	g	1-5	0-0	2-2	0-4	2	4	0	1	0	0	9
Chatman	g	4-7	1-4	0-0	0-0	3	9	0	2	0	1	25
Team				0-2								
<b>Totals</b>		<b>32-62</b>	<b>3-14</b>	<b>15-19</b>	<b>8-28</b>	<b>3</b>						

# 2016-17 Box Scores

## [18/18] Duke 70, Miami 58 Game 19 • Jan. 21, 2017 • Durham, N.C.

	FG	3FG	FT	REB	PF	TP	A	TO	B	S	Min
Miami											
Huell	f 3-5	0-0	1-3	3-0-3	3	7	0	3	0	0	26
Murphy	f 2-7	0-0	0-1	7-8-15	2	4	1	3	21	0	27
Newton	g 5-13	0-1	3-6	0-3-3	3	13	1	4	0	1	33
Reed	g 6-13	5-8	2-2	0-4-4	2	19	1	4	0	3	40-
Brown	g 6-10	2-3	1-1	0-5-5	2	15	6	1	1	2	38
Robinson	0-0	0-0	0-0	0-0-0	0	0	0	0	0	0	0+
Lawrence	0-3	0-2	0-0	0-0-0	4	0	0	0	0	0	14
Vasijevic	0-2	0-2	0-0	0-1-1	1	0	0	1	0	0	8
Izundu	0-2	0-0	0-2	1-1-2	1	0	1	0	0	0	14
Stowell	0-0	0-0	0-0	0-0-0	0	0	0	0	0	0	0+
				1-2-3							
<b>Totals</b>	<b>22-55</b>	<b>7-16</b>	<b>7-15</b>	<b>12-24-36</b>	<b>18</b>	<b>58</b>	<b>10</b>	<b>18</b>	<b>3</b>	<b>6</b>	<b>200</b>
<b>Pct.</b>	<b>40.0</b>	<b>43.8</b>	<b>46.7</b>	<b>DR: 2.1</b>							

FGS (1st half: 14-32 43.8%, 2nd half: 8-23 34.8%)  
 3FGS (1st half: 6-12 50.0%, 2nd half: 1-4 25.0%)  
 FTS (1st half: 2-8 25.0%, 2nd half: 5-7 71.4%)

	FG	3FG	FT	REB	PF	TP	A	TO	B	S	Min
Duke											
Tatum	f 4-9	1-4	5-6	0-3-3	5	14	1	3	1	0	25
Giles	f 1-2	0-0	0-0	1-2-3	3	2	0	0	0	0	8
Jefferson	f 1-4	0-0	3-6	1-1-12	1	5	1	1	0	2	34
Allen	g 2-9	0-3	3-4	0-2-2	1	7	2	2	0	2	28
Kennard	g 3-8	1-3	4-4	1-4-5	3	11	1	1	1	0	29
Jones	5-7	3-5	0-0	0-2-2	2	13	0	2	0	3	29
Jackson	4-7	0-1	2-3	0-1-1	3	10	4	0	0	2	24
Bolden	4-6	0-0	0-0	3-1-4	1	8	0	1	0	0	23
				1-1-2							
<b>Totals</b>	<b>24-52</b>	<b>5-16</b>	<b>17-23</b>	<b>7-27-34</b>	<b>19</b>	<b>70</b>	<b>9</b>	<b>10</b>	<b>2</b>	<b>9</b>	<b>200</b>
<b>Pct.</b>	<b>46.2</b>	<b>31.3</b>	<b>73.9</b>	<b>DR: 2</b>							

FGS (1st half: 8-28 28.6%, 2nd half: 16-24 66.7%)  
 3FGS (1st half: 0-8 0.0%, 2nd half: 5-8 62.5%)  
 FTS (1st half: 9-12 75.0%, 2nd half: 8-11 72.7%)

Officials: Les Jones, Brian Dorsey, Tim Clougherty  
 Attendance: 9,314 • Technical Fouls: Miami-None. Duke-None.

Score by Periods	1st	2nd	Total
Miami	36	22	58
Duke	25	45	70

## [17/17] Duke 82, NC State 84 Game 20 • Jan. 23, 2017 • Durham, N.C.

	FG	3FG	FT	REB	PF	TP	A	TO	B	S	Min
NC State											
Abu	f 8-12	0-0	3-4	2-7-9	2	19	2	1	0	1	36
Rowan	f 2-7	2-6	3-4	0-4-4	4	9	1	1	0	0	30
Yurtseven	c 0-2	0-0	0-0	0-1-1	4	0	0	0	0	0	12
Henderson	g 1-5	0-3	4-5	1-1-2	2	6	0	1	1	0	32
Smith	g 10-18	4-6	8-15	0-4-4	1	32	6	3	0	2	33
Dorn	1-2	0-1	0-0	0-2-2	0	2	0	1	0	1	11
Hicks	0-0	0-0	0-0	0-0-0	0	0	0	0	0	0	3
Johnson	1-4	0-0	0-0	1-0-1	1	2	0	1	0	1	21
Anyia	0-0	0-0	0-0	0-0-0	0	0	0	0	0	0	3
Kapita	6-7	0-0	2-2	3-7-10	5	14	0	1	0	0	19
				0-2-2							
<b>Totals</b>	<b>29-57</b>	<b>6-16</b>	<b>20-30</b>	<b>7-28-35</b>	<b>19</b>	<b>84</b>	<b>9</b>	<b>10</b>	<b>1</b>	<b>5</b>	<b>200</b>
<b>Pct.</b>	<b>50.9</b>	<b>37.5</b>	<b>66.7</b>	<b>DR: 3</b>							

FGS (1st half: 13-28 46.4%, 2nd half: 16-29 55.2%)  
 3FGS (1st half: 3-8 37.5%, 2nd half: 3-8 37.5%)  
 FTS (1st half: 9-10 90.0%, 2nd half: 11-20 55.0%)

	FG	3FG	FT	REB	PF	TP	A	TO	B	S	Min
Duke											
Tatum	f 7-14	1-4	1-2	1-8-9	3	16	3	2	2	1	31
Jefferson	f 2-4	0-0	1-2	3-2-5	1	5	2	0	1	1	28
Bolden	c 1-4	0-0	0-0	2-1-3	3	2	0	0	0	1	18
Jones	g 4-11	3-8	0-0	1-2-3	4	11	3	1	0	2	34
Jackson	g 3-4	1-2	0-0	1-3-4	2	7	2	3	0	0	22
Giles	4-5	0-0	0-2	1-6-7	2	8	0	1	1	0	14
Allen	4-13	1-9	4-5	0-1-1	1	13	2	2	0	0	26
Kennard	5-9	2-5	8-10	1-4-5	5	20	4	2	0	2	27
DeLaurier	0-0	0-0	0-0	0-0-0	1	0	0	0	0	0	0+
				0-1-1							
<b>Totals</b>	<b>30-64</b>	<b>8-28</b>	<b>14-21</b>	<b>10-28-38</b>	<b>22</b>	<b>82</b>	<b>16</b>	<b>11</b>	<b>4</b>	<b>7</b>	<b>200</b>
<b>Pct.</b>	<b>46.9</b>	<b>28.6</b>	<b>66.7</b>	<b>DR: 3</b>							

FGS (1st half: 17-30 56.7%, 2nd half: 13-34 38.2%)  
 3FGS (1st half: 6-14 42.9%, 2nd half: 2-14 14.3%)  
 FTS (1st half: 4-9 44.4%, 2nd half: 10-12 83.3%)

Officials: Mike Eades, Pat Driscoll, Doug Shows  
 Attendance: 9,314 • Technical Fouls: NC State-Kapita. Duke-None.

Score by Periods	1st	2nd	Total
NC State	38	46	84
Duke	44	38	82

## [17/17] Duke 85, Wake Forest 83 Game 21 • Jan. 28, 2017 • Winston-Salem, N.C.

	FG	3FG	FT	REB	PF	TP	A	TO	B	S	Min
Duke											
Tatum	f 2-6	1-3	3-4	1-4-5	5	8	1	3	1	1	21
Jefferson	f 2-2	0-0	0-0	1-2-3	4	4	0	1	0	0	20
Allen	g 5-13	5-11	4-4	3-3-6	4	19	3	4	0	1	33
Kennard	g 11-14	6-6	6-10	0-4-4	2	34	4	3	0	0	33
Jones	g 1-10	1-8	0-0	1-2-3	3	3	6	3	0	0	39
Giles	3-5	0-0	0-0	3-2-5	4	6	0	1	1	0	18
Jackson	3-7	1-3	2-2	1-3-4	2	9	4	0	0	0	24
Bolden	0-0	0-0	0-0	0-0-0	2	0	0	0	0	0	3
Vrankovic	1-1	0-0	0-0	0-0-0	4	2	0	0	0	0	6
White	0-0	0-0	0-0	0-0-0	0	0	0	0	0	0	3
				2-4-6							
<b>Totals</b>	<b>28-58</b>	<b>14-31</b>	<b>15-20</b>	<b>12-24-36</b>	<b>30</b>	<b>85</b>	<b>18</b>	<b>15</b>	<b>2</b>	<b>2</b>	<b>200</b>
<b>Pct.</b>	<b>48.3</b>	<b>45.2</b>	<b>75.0</b>	<b>DR: 3</b>							

FGS (1st half: 11-31 35.5%, 2nd half: 17-27 63.0%)  
 3FGS (1st half: 5-15 33.3%, 2nd half: 9-16 56.3%)  
 FTS (1st half: 5-7 71.4%, 2nd half: 10-13 76.9%)

	FG	3FG	FT	REB	PF	TP	A	TO	B	S	Min
Wake Forest											
Collins	f 7-10	0-0	6-9	5-3-8	4	20	0	2	1	0	22
Arians	f 2-6	2-5	1-2	3-4-7	2	7	0	0	0	1	22
Mitoglou	f 2-4	0-1	0-0	1-3-4	2	4	0	0	0	0	20
Woods	g 6-9	2-4	1-2	0-2-2	2	15	4	3	0	1	32
Crawford	g 5-15	1-4	15-15	0-6-6	2	26	4	0	0	0	34
Childress	2-6	0-2	0-0	0-1-1	2	4	7	0	0	0	29
Moore	1-1	0-0	2-4	0-1-1	3	4	0	2	1	0	11
Wilbekin	1-4	1-4	0-0	0-0-0	3	3	1	0	0	1	26
McClinton	0-0	0-0	0-0	0-0-0	0	0	0	0	0	0	4
Japhet-Mathias	0-0	0-0	0-0	0-0-0	0	0	0	0	0	0	0+
				0-0-0							
<b>Totals</b>	<b>26-55</b>	<b>6-20</b>	<b>25-32</b>	<b>9-20-29</b>	<b>20</b>	<b>83</b>	<b>16</b>	<b>9</b>	<b>2</b>	<b>3</b>	<b>200</b>
<b>Pct.</b>	<b>47.3</b>	<b>30.0</b>	<b>78.1</b>	<b>DR: 2</b>							

FGS (1st half: 15-30 50.0%, 2nd half: 11-25 44.0%)  
 3FGS (1st half: 3-10 30.0%, 2nd half: 3-10 30.0%)  
 FTS (1st half: 9-13 69.2%, 2nd half: 16-19 84.2%)

Officials: Ted Valentine, Tim Nestor, Ray Styons  
 Attendance: 14,681 • Technical Fouls: Wake Forest-Crawford. Duke-Allen.

Score by Periods	1st	2nd	Total
Duke	32	53	85
Wake Forest	42	41	83

## [21/21] Duke 84, [20/18] Notre Dame 74 Game 22 • Jan. 30, 2017 • Notre Dame, Ind.

	FG	3FG	FT	REB	PF	TP	A	TO	B	S	Min
Duke											
Tatum	f 8-14	0-1	3-3	3-11-14	4	19	2	5	1	1	37
Jefferson	f 3-7	0-0	0-1	1-3-4	5	6	0	1	0	1	31
Allen	g 6-13	3-7	6-6	0-5-5	3	21	3	3	1	0	36
Kennard	g 5-11	1-2	5-5	1-3-4	5	16	2	1	0	0	32
Jones	g 5-6	1-2	5-5	2-3-5	3	16	3	1	0	1	38
Giles	1-2	0-0	2-2	2-3-5	4	4	1	1	0	0	9
Jackson	0-1	0-0	2-2	0-0-0	2	2	0	2	1	1	15
Vrankovic	0-0	0-0	0-0	0-0-0	1	0	0	1	0	0	2
				0-1-1					</		



# 2016-17 Box Scores

## [18/19] Duke 64, Clemson 62 Game 25 • Feb. 11, 2017 • Durham, N.C.

Clemson	FG	3FG	FT	REB	PF	TP	A	TO	B	S	Min	
Blossomgame	f	3-12	0-1	1-2	3-6-9	3	7	2	2	0	2	39
Thomas	f	5-7	0-0	5-7	2-7-9	3	15	1	0	2	0	30
Grantham	f	0-6	0-1	0-0	1-4-5	2	0	2	1	1	1	31
Mitchell	g	8-15	2-2	5-6	2-1-3	0	23	1	0	0	1	35
Holmes	g	0-3	0-1	2-2	0-0-0	1	2	0	0	0	1	16
Reed	g	3-9	0-3	2-2	0-2-2	2	8	0	0	0	2	22
DeVoe	g	2-4	0-1	0-0	0-4-4	3	4	0	3	0	0	17
Djittle	g	1-2	0-0	1-1	2-3-5	3	3	0	0	0	0	10
					1-0-1							
<b>Totals</b>		<b>22-58</b>	<b>2-9</b>	<b>16-20</b>	<b>11-27-38</b>	<b>17</b>	<b>62</b>	<b>6</b>	<b>7</b>	<b>3</b>	<b>7</b>	<b>200</b>
<b>Pct.</b>		<b>37.9</b>	<b>22.2</b>	<b>80.0</b>	<b>DR: 0</b>							

FGS (1st half: 5-28 17.9%, 2nd half: 17-30 56.7%)  
 3FGS (1st half: 0-5 0.0%, 2nd half: 2-4 50.0%)  
 FTS (1st half: 9-10 80.0%, 2nd half: 8-10 80.0%)

Duke	FG	3FG	FT	REB	PF	TP	A	TO	B	S	Min	
Tatum	f	3-8	1-3	2-2	1-6-7	1	9	2	2	1	0	39
Jefferson	f	3-5	0-0	0-1	2-7-9	4	6	3	1	2	0	29
Allen	g	2-10	2-7	2-3	0-3-3	3	8	5	3	0	0	32
Kennard	g	7-16	4-8	7-9	0-4-4	3	25	1	1	0	1	36
Jones	g	2-4	2-4	0-0	1-1-2	1	6	1	0	0	1	38
Giles	g	0-1	0-0	0-0	1-4-5	1	0	0	1	2	0	10
Jackson	g	3-5	2-4	0-0	0-2-2	1	8	1	2	0	0	14
Bolden	g	1-1	0-0	0-0	0-0-0	2	2	0	0	0	0	2
					0-2-2							
<b>Totals</b>		<b>21-50</b>	<b>11-23</b>	<b>11-15</b>	<b>5-29-34</b>	<b>16</b>	<b>64</b>	<b>13</b>	<b>10</b>	<b>5</b>	<b>2</b>	<b>200</b>
<b>Pct.</b>		<b>42.0</b>	<b>42.3</b>	<b>73.3</b>	<b>DR: 1</b>							

FGS (1st half: 8-28 28.6%, 2nd half: 16-24 66.7%)  
 3FGS (1st half: 0-8 0.0%, 2nd half: 5-8 62.5%)  
 FTS (1st half: 9-12 75.0%, 2nd half: 8-11 72.7%)

Officials: Les Jones, Terry Wymer, Bert Smith  
 Attendance: 9,314 • Technical Fouls: Clemson-None, Duke-None.

Score by Periods	1st	2nd	Total
Clemson	18	44	62
Duke	29	35	64

## [12/14] Duke 65, [14/15] Virginia 55 Game 26 • Feb. 15, 2017 • Charlottesville, Va.

Duke	FG	3FG	FT	REB	PF	TP	A	TO	B	S	Min	
Tatum	f	8-12	6-7	6-6	0-8-8	1	28	0	3	1	1	36
Jefferson	f	2-2	0-0	0-0	3-2-5	4	4	1	1	0	0	21
Allen	g	2-10	1-6	0-0	0-1-1	2	5	2	1	0	0	33
Kennard	g	3-10	1-3	9-10	0-7-7	0	16	3	2	0	0	40
Jones	g	2-3	1-1	0-0	1-3-4	3	5	0	1	0	1	36
Giles	g	2-2	0-0	1-2	1-2-3	1	5	1	2	0	2	19
Jackson	g	0-2	0-2	2-2	0-0-0	0	2	1	0	0	0	13
Bolden	g	0-1	0-0	0-0	0-0-0	1	0	0	0	1	0	2
					0-0-0							
<b>Totals</b>		<b>19-42</b>	<b>9-19</b>	<b>18-20</b>	<b>5-23-28</b>	<b>12</b>	<b>65</b>	<b>8</b>	<b>11</b>	<b>2</b>	<b>4</b>	<b>200</b>
<b>Pct.</b>		<b>45.2</b>	<b>47.4</b>	<b>90.0</b>	<b>DR: 0</b>							

FGS (1st half: 7-21 33.3%, 2nd half: 12-21 57.1%)  
 3FGS (1st half: 3-8 37.5%, 2nd half: 6-11 54.5%)  
 FTS (1st half: 4-4 100.0%, 2nd half: 14-16 87.5%)

Virginia	FG	3FG	FT	REB	PF	TP	A	TO	B	S	Min	
Wilkins	f	1-5	0-0	2-2	4-5-9	5	4	0	1	0	0	35
Salt	c	2-2	0-0	0-0	1-4-5	2	4	1	0	0	0	17
Hall	g	4-10	0-2	0-0	1-2-3	5	8	1	2	0	0	23
Shayok	g	3-11	1-4	0-0	1-1-2	3	7	2	1	0	1	33
Perrantes	g	4-11	1-5	5-5	0-4-4	2	14	2	3	0	1	34
Guy	g	1-5	1-2	0-0	0-0-0	2	3	1	0	0	0	11
Jerome	g	5-8	2-4	1-1	0-1-1	1	13	1	1	0	0	19
Diakite	g	0-1	0-1	0-0	3-3-6	1	0	1	0	3	1	17
Reuter	g	1-1	0-0	0-0	0-0-0	0	2	0	0	0	0	5
Thompson	g	0-3	0-2	0-0	0-0-0	0	0	0	0	0	0	6
					2-0-2							
<b>Totals</b>		<b>21-57</b>	<b>5-20</b>	<b>8-8</b>	<b>12-20-32</b>	<b>21</b>	<b>55</b>	<b>9</b>	<b>9</b>	<b>3</b>	<b>3</b>	<b>200</b>
<b>Pct.</b>		<b>36.8</b>	<b>25.0</b>	<b>100.0</b>	<b>DR: 0</b>							

FGS (1st half: 9-28 32.1%, 2nd half: 12-29 41.4%)  
 3FGS (1st half: 3-12 25.0%, 2nd half: 2-8 25.0%)  
 FTS (1st half: 4-4 100.0%, 2nd half: 4-4 100.0%)

Officials: Bill Covington Jr., John Gaffney, Jeffrey Anderson  
 Attendance: 14,623 • Technical Fouls: None.

Score by Periods	1st	2nd	Total
Duke	21	44	65
Virginia	25	30	55

## [12/14] Duke 99, Wake Forest 94 Game 27 • Feb. 18, 2017 • Durham, N.C.

Wake Forest	FG	3FG	FT	REB	PF	TP	A	TO	B	S	Min	
Collins	f	13-18	0-0	5-6	5-10-15	2	31	0	2	0	1	33
Arians	f	1-2	1-1	2-3	1-0-1	4	5	2	1	0	0	17
Mitoglu	f	3-7	0-2	2-2	1-1-2	2	8	1	0	0	0	24
Woods	g	4-7	1-2	4-4	2-1-3	2	13	2	0	0	0	31
Crawford	g	8-19	2-6	3-4	0-1-1	2	21	6	0	0	3	38
Childress	g	3-10	1-4	3-4	0-2-2	3	10	3	0	0	0	31
Moore	g	2-4	0-0	0-0	3-1-4	0	4	0	0	1	0	7
McClinton	g	0-1	0-0	0-0	2-1-3	2	0	0	1	0	0	6
VanHorn	g	1-1	0-0	0-0	0-1-1	3	2	1	0	0	0	13
					1-0-1							
<b>Totals</b>		<b>35-69</b>	<b>5-15</b>	<b>19-23</b>	<b>15-18-33</b>	<b>20</b>	<b>94</b>	<b>15</b>	<b>4</b>	<b>1</b>	<b>4</b>	<b>200</b>
<b>Pct.</b>		<b>50.7</b>	<b>33.3</b>	<b>82.6</b>	<b>DR: 2</b>							

FGS (1st half: 18-33 54.5%, 2nd half: 17-36 47.2%)  
 3FGS (1st half: 2-7 28.6%, 2nd half: 3-8 37.5%)  
 FTS (1st half: 9-9 100.0%, 2nd half: 10-14 71.4%)

Duke	FG	3FG	FT	REB	PF	TP	A	TO	B	S	Min	
Tatum	f	6-11	3-5	4-4	1-6-7	4	19	2	1	0	0	35
Jefferson	f	7-10	0-0	2-2	3-4-7	3	16	2	0	5	0	33
Allen	g	3-8	3-6	2-3	1-3-4	2	11	6	2	0	0	28
Kennard	g	9-15	3-7	2-2	2-2-4	3	23	3	1	0	0	37
Jones	g	4-7	2-4	0-1	1-1-2	2	10	2	1	0	1	35
Giles	g	1-1	0-0	0-0	0-0-0	3	2	0	1	0	0	4
Jackson	g	4-7	2-5	2-2	1-2-3	1	12	3	0	0	0	22
Bolden	g	2-2	0-0	2-2	0-1-1	2	6	1	1	0	0	6
					0-2-2							
<b>Totals</b>		<b>36-61</b>	<b>13-27</b>	<b>14-16</b>	<b>9-21-30</b>	<b>20</b>	<b>99</b>	<b>19</b>	<b>7</b>	<b>5</b>	<b>1</b>	<b>200</b>
<b>Pct.</b>		<b>59.0</b>	<b>48.1</b>	<b>87.5</b>	<b>DR: 0</b>							

FGS (1st half: 18-29 62.1%, 2nd half: 18-32 56.3%)  
 3FGS (1st half: 7-14 50.0%, 2nd half: 6-13 46.2%)  
 FTS (1st half: 4-4 100.0%, 2nd half: 10-12 83.3%)

Officials: James Luckie, Tony Greene, Jerry Heater  
 Attendance: 9,314 • Technical Fouls: None.

Score by Periods	1st	2nd	Total
Wake Forest	47	47	94
Duke	47	52	99

## [10/11] Duke 75, Syracuse 78 Game 28 • Feb. 22, 2017 • Syracuse, N.Y.

Duke	FG	3FG	FT	REB	PF	TP	A	TO	B	S	Min	
Tatum	f	8-17	3-7	0-0	4-9-13	2	19	6	4	0	1	40
Jefferson	f	3-4	0-0	8-9	1-3-4	1	14	0	2	1	28	
Allen	g	2-11	1-8	3-3	0-1-1	4	8	1	2	0	1	29
Kennard	g	8-19	5-9	2-3	4-3-7	4	23	5	0	1	0	37
Jones	g	1-6	1-5	0-0	3-2-5	2	3	2	1	1	2	40
Giles	g	3-3	0-0	0-0	2-2-4	1	6	0	0	0	0	11
Jackson	g	0-4	0-4	2-2	1-0-1	4	2	2	1	0	1	15
					1-0-1							
<b>Totals</b>		<b>25-64</b>	<b>10-33</b>	<b>15-17</b>	<b>16-20-36</b>	<b>18</b>	<b>75</b>	<b>16</b>	<b>8</b>	<b>4</b>	<b>6</b>	<b>200</b>
<b>Pct.</b>		<b>39.1</b>	<b>30.3</b>	<b>88.2</b>	<b>DR: 1</b>							

FGS (1st half: 12-32 37.5%, 2nd half: 13-32 40.6%)  
 3FGS (1st half: 5-15 33.3%, 2nd half: 5-18 27.8%)  
 FTS (1st half: 4-5 80.0%, 2nd half: 11-12 91.7%)

Syracuse	FG	3FG	FT	REB	PF	TP	A	TO	B	S	Min	
White III	f	1-4	1-2	4-4	0-3-3	0	7	0	2	0	1	40
Lydon	f	3-6	1-1	4-4	1-8-9	3	11	1	1	0		

# 2016-17 Box Scores

## [17/14] Duke 83, [5/5] North Carolina 90 Game 31 • March 4, 2017 • Chapel Hill, N.C.

Duke	FG	3FG	FT	REB	PF	TP	A	TO	B	S	Min
Tatum	f 4-13	2-4	3-4	1-4-5	3	13	1	2	0	1	30
Jefferson	f 5-8	0-0	2-2	2-4-6	3	12	2	1	2	1	36
Kennard	g 9-17	2-6	8-9	2-3-5	0	28	1	0	1	1	39
Jackson	g 4-9	1-3	6-7	0-6-6	3	15	2	2	0	1	32
Jones	g 0-3	0-2	0-0	0-0-0	2	0	1	0	0	0	26
Giles	0-0	0-0	1-2	1-2-3	3	1	0	1	1	0	13
Allen	2-4	2-4	8-11	0-1-1	3	14	1	1	0	2	23
Bolden	0-0	0-0	0-0	0-0-0	0	0	0	0	0	0	1
				2-3-5							
				1							
<b>Totals</b>	<b>24-54</b>	<b>7-19</b>	<b>28-35</b>	<b>8-23-31</b>	<b>17</b>	<b>83</b>	<b>8</b>	<b>8</b>	<b>4</b>	<b>8</b>	<b>200</b>
<b>Pct.</b>	<b>44.4</b>	<b>36.8</b>	<b>80.0</b>	<b>DR: 7</b>							

FGS (1st half: 13-24 54.2%, 2nd half: 11-30 36.7%)  
 3FGS (1st half: 4-8 50.0%, 2nd half: 3-11 27.3%)  
 FTS (1st half: 16-17 94.1%, 2nd half: 12-18 66.7%)

North Carolina	FG	3FG	FT	REB	PF	TP	A	TO	B	S	Min
Meeks	f 3-7	0-0	2-4	3-5-8	4	8	1	3	2	0	24
Hicks	f 7-9	0-0	7-8	3-6-9	2	21	2	1	0	0	22
Coker	f 0-0	0-0	0-0	0-0-0	1	0	0	0	0	0	1
Britt	g 0-3	0-2	0-0	0-1-1	2	0	1	1	0	0	16
White	g 0-0	0-0	0-0	0-0-0	0	0	0	0	0	0	1
Pinson	0-4	0-2	0-0	0-3-3	1	0	7	2	0	1	31
Berry II	9-14	5-5	5-6	0-2-2	3	28	1	1	0	2	36
Jackson	6-17	1-7	2-3	1-1-2	2	15	4	0	0	0	30
Bradley	4-5	0-0	0-0	1-3-4	1	8	0	0	0	0	15
Maye	4-5	0-1	0-0	3-0-3	3	2	1	0	0	0	18
Woods	0-2	0-0	0-0	0-1-1	1	0	0	0	0	0	3
Robinson	1-1	0-0	0-0	1-1-1	2	2	1	0	0	0	3
				1-0-1							
<b>Totals</b>	<b>34-67</b>	<b>6-17</b>	<b>16-21</b>	<b>12-23-35</b>	<b>22</b>	<b>90</b>	<b>19</b>	<b>9</b>	<b>2</b>	<b>4</b>	<b>200</b>
<b>Pct.</b>	<b>50.7</b>	<b>35.3</b>	<b>76.2</b>	<b>DR: 2</b>							

FGS (1st half: 18-36 50.0%, 2nd half: 16-31 51.6%)  
 3FGS (1st half: 5-13 38.5%, 2nd half: 1-4 25.0%)  
 FTS (1st half: 7-9 77.8%, 2nd half: 9-12 75.0%)

Officials: Les Jones, Ron Groover, Tim Nestor  
 Attendance: 21,750 • Technical Fouls: Duke - Allen.

Score by Periods	1st	2nd	Total
Duke	46	37	83
North Carolina	48	42	90

## [14/14] Duke 79, Clemson 72 Game 32 • March 8, 2017 • Brooklyn, N.Y.

Clemson	FG	3FG	FT	REB	PF	TP	A	TO	B	S	Min
Blossomgame	f 7-11	0-1	5-5	2-6-8	1	19	1	6	0	0	36
Grantham	f 0-1	0-1	0-0	0-2-2	0	0	0	1	0	0	19
Dijtte	c 2-4	0-0	6-8	3-7-10	4	10	1	1	0	0	25
Mitchell	g 5-10	3-3	4-4	0-1-1	1	17	3	3	0	2	33
Holmes	g 0-3	0-2	0-0	0-3-3	1	0	1	0	0	0	18
Reed	3-12	0-5	7-7	0-1-1	4	13	2	0	0	2	27
DeVoe	2-6	1-4	0-0	0-2-2	2	5	1	0	0	1	27
Thomas	3-9	0-0	2-2	2-2-4	5	8	0	2	1	0	15
				3-1-4							
<b>Totals</b>	<b>22-56</b>	<b>4-16</b>	<b>24-26</b>	<b>10-25-35</b>	<b>18</b>	<b>72</b>	<b>9</b>	<b>13</b>	<b>1</b>	<b>5</b>	<b>200</b>
<b>Pct.</b>	<b>39.3</b>	<b>25.0</b>	<b>92.3</b>	<b>DR: 1</b>							

FGS (1st half: 8-22 36.4%, 2nd half: 14-34 41.2%)  
 3FGS (1st half: 1-6 16.7%, 2nd half: 3-10 30.0%)  
 FTS (1st half: 16-18 88.9%, 2nd half: 8-8 100.0%)

Duke	FG	3FG	FT	REB	PF	TP	A	TO	B	S	Min
Tatum	f 7-15	1-7	5-5	1-8-9	3	20	4	2	0	0	39
Jefferson	f 4-7	0-0	3-4	4-6-10	4	11	1	0	2	1	31
Kennard	g 9-20	2-8	0-0	1-4-5	2	20	2	1	0	1	39
Jones	g 2-4	0-2	2-2	1-1-2	2	6	1	2	0	3	34
Jackson	g 7-10	2-2	4-7	0-3-3	2	20	1	3	0	1	35
Giles	1-1	0-0	0-0	0-1-1	3	2	0	0	0	0	5
Allen	0-4	0-2	0-0	1-0-1	3	0	1	0	0	0	12
Bolden	0-0	0-0	0-0	0-0-0	0	0	0	1	0	0	3
Vrankovic	0-0	0-0	0-0	0-1-1	0	0	0	0	0	0	2
				1-0-1							
<b>Totals</b>	<b>30-61</b>	<b>5-21</b>	<b>17-18</b>	<b>9-24-33</b>	<b>19</b>	<b>79</b>	<b>10</b>	<b>9</b>	<b>2</b>	<b>6</b>	<b>200</b>
<b>Pct.</b>	<b>49.2</b>	<b>23.8</b>	<b>74.8</b>	<b>DR: 1,1</b>							

FGS (1st half: 18-29 62.1%, 2nd half: 18-32 56.3%)  
 3FGS (1st half: 7-14 50.0%, 2nd half: 6-13 46.2%)  
 FTS (1st half: 4-4 100.0%, 2nd half: 10-12 83.3%)

Officials: Roger Ayers, Ron Groover, Lee Cassell  
 Attendance: 17,732 • Technical Fouls: Duke - Allen.

Score by Periods	1st	2nd	Total
Clemson	33	39	72
Duke	33	46	79

## [14/14] Duke 81, [10/9] Louisville 77 Game 33 • March 9, 2017 • Brooklyn, N.Y.

Duke	FG	3FG	FT	REB	PF	TP	A	TO	B	S	Min
Tatum	f 9-15	1-2	6-8	0-6-6	5	25	2	3	0	3	39
Jefferson	f 1-3	0-0	0-0	2-4-6	3	2	0	0	1	0	25
Kennard	g 7-16	3-8	7-9	2-8-10	2	24	3	2	1	0	38
Jones	g 0-3	0-2	0-0	1-0-1	1	0	1	0	0	0	23
Jackson	g 2-6	1-3	3-7	0-2-2	3	8	0	0	0	0	28
Giles	2-4	0-0	0-0	1-2-3	3	4	2	0	1	2	15
Allen	5-12	2-3	6-7	2-2-4	3	18	1	2	0	0	28
Bolden	0-0	0-0	0-0	0-0-0	1	0	0	0	0	0	4
				1-1-2							
				1							
<b>Totals</b>	<b>26-59</b>	<b>7-18</b>	<b>22-31</b>	<b>9-25-34</b>	<b>21</b>	<b>81</b>	<b>9</b>	<b>8</b>	<b>3</b>	<b>6</b>	<b>200</b>
<b>Pct.</b>	<b>44.1</b>	<b>38.9</b>	<b>71.0</b>	<b>DR: 4,2</b>							

FGS (1st half: 13-28 46.4%, 2nd half: 13-31 41.9%)  
 3FGS (1st half: 2-7 28.6%, 2nd half: 5-11 45.5%)  
 FTS (1st half: 11-14 78.6%, 2nd half: 11-17 64.7%)

Louisville	FG	3FG	FT	REB	PF	TP	A	TO	B	S	Min
Johnson	f 2-3	0-0	0-1	0-4-4	3	4	1	1	0	0	16
Adel	f 7-14	2-6	5-6	0-5-5	2	21	1	1	0	0	38
Mathiang	c 3-4	0-0	3-4	2-2-4	2	9	2	1	3	1	23
Snider	g 5-13	1-6	4-6	0-3-3	4	15	5	1	0	1	34
Mitchell	g 3-14	1-7	1-2	0-3-4	4	8	1	1	1	0	32
King	2-3	0-1	0-0	0-0-0	2	4	0	0	0	0	5
Hicks	0-0	0-0	0-0	0-0-0	0	0	0	0	0	0	3
Henderson	0-0	0-0	0-0	0-0-0	0	0	0	0	0	0	1
Spalding	4-5	0-0	1-3	2-4-6	3	9	2	2	0	1	23
Mahmoud	3-3	0-0	1-4	2-5-7	1	7	2	0	2	0	19
Levitich	0-1	0-1	0-0	1-2-3	2	0	1	1	0	0	6
McMahon	0-0	0-0	0-0	0-0-0	0	0	0	0	0	0	0+
				1-1-2							
<b>Totals</b>	<b>29-60</b>	<b>4-21</b>	<b>15-26</b>	<b>8-29-37</b>	<b>23</b>	<b>77</b>	<b>15</b>	<b>8</b>	<b>6</b>	<b>3</b>	<b>200</b>
<b>Pct.</b>	<b>48.3</b>	<b>19.0</b>	<b>57.7</b>	<b>DR: 7</b>							

FGS (1st half: 16-32 50.0%, 2nd half: 13-28 46.4%)  
 3FGS (1st half: 1-8 12.5%, 2nd half: 3-13 23.1%)  
 FTS (1st half: 4-9 44.4%, 2nd half: 11-17 64.7%)

Officials: Mike Eades, Jamie Luckie, Raymond Styons  
 Attendance: 17,732 • Technical Fouls: None.

Score by Periods	1st	2nd	Total
Duke	39	42	81
Louisville	37	40	77

## [14/14] Duke 93, [6/6] North Carolina 83 Game 34 • March 10, 2017 • Brooklyn, N.Y.

Duke	FG	3FG	FT	REB	PF	TP	A	TO	B	S	Min
Tatum	f 8-15	1-4	7-7	1-6-7	4	24	2	3	0	2	36
Jefferson	f 2-4	0-0	4-6	1-3-4	5	8	1	0	2	0	28
Kennard	g 4-7	2-2	10-10	0-3-3	2	20	1	4	2	3	39
Jones	g 0-0	0-0	2-2	0-0-0	1	2	1	1	0	0	21
Jackson	g 4-11	2-5	5-6	1-4-5	0	15	1	1	0	0	30
Giles	2-3	0-0	2-2	1-6-7	3	6	0	0	4	1	15
Allen	5-10	5-6	3-4	1-1-2	3	18	5	2	0	0	30
Bolden	0-0	0-0	0-0	0-0-0	2	0	0	0	0	0	1
				0-4-4							
<b>Totals</b>	<b>25-50</b>	<b>10-17</b>	<b>33-37</b>	<b>9-25-34</b>	<b>21</b>	<b>81</b>	<b>9</b>	<b>8</b>	<b>3</b>	<b>6</b>	<b>200</b>
<b>Pct.</b>	<b>50.0</b>	<b>58.8</b>	<b>89.2</b>	<b>DR: 3</b>							

FGS (1st half: 12-28 42.9%, 2nd half: 13-22 59.1%)  
 3FGS (1st half: 5-9 55.6%, 2nd half: 5-8 62.5%)  
 FTS (1st half: 13-14 92.9%, 2nd half: 20-23 87.0%)

North Carolina	FG	3FG	FT	REB	PF	TP	A	TO	B	S	Min
Meeks	f 9-14	0-0	1-3	6-6-12	3	19	1	0	1	0	27
Hicks	f 6-9	0-0	7-7	3-4-7	4	19	3	2	1	1	32
Jackson	f 6-22	3-11	1-2	1-3-4	4	16	4	2	0	2	

THE STAT CREW SYSTEM  
 Duke Combined Team Statistics (as of Mar 17, 2017)  
 All games

Overall record: 28-8 Conf: 11-7 Home: 15-1 Away: 3-6 Neutral: 10-1

#	Player	gp-gs	min	Total		3-Point		F-Throw		Rebounds				pf	dq	a	to	blk	stl	pts	avg		
				fg-fga	fg%	3fg-fga	3fg%	ft-fa	ft%	off	def	tot	avg										
05	Luke Kennard	36-35	1286	35.7	236-479	.493	87-197	.442	152-179	.849	43	144	187	5.2	78	2	89	58	13	29	711	19.8	
00	Jayson Tatum	28-26	932	33.3	159-353	.450	38-113	.336	117-137	.854	39	171	210	7.5	81	3	61	71	33	39	473	16.9	
03	Grayson Allen	33-25	974	29.5	136-344	.395	78-212	.368	122-152	.803	22	102	124	3.8	76	1	117	71	2	26	472	14.3	
15	Frank Jackson	35-15	868	24.8	129-272	.474	49-124	.395	72-97	.742	23	66	89	2.5	82	0	59	44	2	19	379	10.8	
21	Amile Jefferson	34-34	1003	29.5	142-231	.615	0-0	.000	84-136	.618	79	199	278	8.2	89	3	53	46	59	24	368	10.8	
13	Matt Jones	36-32	1184	32.9	93-232	.401	48-142	.338	19-26	.731	37	62	99	2.8	81	0	68	40	6	61	253	7.0	
01	Harry Giles	25-6	291	11.6	45-78	.577	0-0	.000	12-24	.500	39	58	97	3.9	57	1	9	18	16	8	102	4.1	
30	Antonio Vrankovic	12-0	101	8.4	13-19	.684	0-0	.000	7-11	.636	16	18	34	2.8	16	0	5	7	4	0	33	2.8	
02	Chase Jeter	16-6	238	14.9	13-26	.500	0-0	.000	15-27	.556	18	25	43	2.7	31	0	6	17	17	7	41	2.6	
41	Jack White	10-0	61	6.1	6-9	.667	1-2	.500	8-10	.800	2	11	13	1.3	5	0	1	4	2	1	21	2.1	
12	Javin DeLaurier	11-0	85	7.7	9-11	.818	0-1	.000	1-4	.250	8	15	23	2.1	20	0	1	8	4	4	19	1.7	
20	Marques Bolden	24-1	157	6.5	16-35	.457	0-0	.000	5-8	.625	14	12	26	1.1	32	0	2	11	7	2	37	1.5	
50	Justin Robinson	6-0	10	1.7	0-0	.000	0-0	.000	1-2	.500	0	1	1	0.2	0	0	0	0	0	0	1	0.2	
53	Brennan Besser	1-0	2	2.0	0-1	.000	0-1	.000	0-0	.000	0	0	0	0.0	1	0	0	0	0	0	0	0.0	
45	Nick Pagliuca	5-0	8	1.6	0-2	.000	0-2	.000	0-0	.000	0	0	0	0.0	0	0	2	0	0	0	0	0.0	
Team											40	43	83										
Total.....		36	7200		997-2092	.477	301-794	.379	615-813	.756	380	927	1307	36.3	649	10	473	403	165	220	2910	80.8	
Opponents.....		36	7200		932-2156	.432	180-617	.292	465-661	.703	389	819	1208	33.6	716	13	432	436	88	167	2509	69.7	

TEAM STATISTICS	DU	OPP	Date	Opponent	Score	Att.
SCORING	2910	2509	11/11/16	MARIST	w 94-49	9314
Points per game	80.8	69.7	11/12/16	GRAND CANYON	w 96-61	9314
Scoring margin	+11.1	-	11/15/16	vs KANSAS	L 75-77	19812
FIELD GOALS-ATT	997-2092	932-2156	11/19/16	vs PENN ST.	w 78-68	0
Field goal pct	.477	.432	11/20/16	vs RHODE ISLAND	w 75-65	0
3 POINT FG-ATT	301-794	180-617	11/23/16	WILLIAM & MARY	w 88-67	9314
3-point FG pct	.379	.292	11/26/16	APPALACHIAN STATE	w 93-58	9314
3-pt FG made per game	8.4	5.0	11/29/16	MICHIGAN STATE	w 78-69	9314
FREE THROWS-ATT	615-813	465-661	12/3/16	MAINE	w 94-55	9314
Free throw pct	.756	.703	12/6/16	vs FLORIDA	w 84-74	15294
F-Throws made per game	17.1	12.9	12-10-16	vs UNLV	w 94-45	19107
REBOUNDS	1307	1208	12/19/16	TENNESSEE STATE	w 65-55	9314
Rebounds per game	36.3	33.6	12/21/16	vs Elon	w 72-61	9733
Rebounding margin	+2.8	-	* 12/31/16	at Virginia Tech	L 75-89	9567
ASSISTS	473	432	* 1/4/17	GEORGIA TECH	w 110-57	9314
Assists per game	13.1	12.0	* 1/7/17	BOSTON COLLEGE	w 93-82	9314
TURNOVERS	403	436	* 01/10/17	at Florida State	L 72-88	11675
Turnovers per game	11.2	12.1	* 1/14/17	at LOUISVILLE	L 69-78	22686
Turnover margin	+0.9	-	* 1/21/17	MIAMI	w 70-58	9314
Assist/turnover ratio	1.2	1.0	* 1/23/17	NC STATE	L 82-84	9314
STEALS	220	167	* 01/28/17	at Wake Forest	w 85-83	14681
Steals per game	6.1	4.6	* 1/30/17	at Notre Dame	w 84-74	0
BLOCKS	165	88	* 2/4/17	PITTSBURGH	w 72-64	9314
Blocks per game	4.6	2.4	* 2/9/17	NORTH CAROLINA	w 86-78	9314
ATTENDANCE	149024	250804	* 2/11/17	CLEMSON	w 64-62	9314
Home games-Avg/Game	16-9314	9-14809	* 02/15/17	at Virginia	w 65-55	14623
Neutral site-Avg/Game	-	11-10684	* 2/18/17	WAKE FOREST	w 99-94	9314
			* 2/22/17	at Syracuse	L 75-78	30331
			* 02-25-17	at Miami	L 50-55	7972
			* 2/28/17	FLORIDA STATE	w 75-70	9314
			* 03/04/17	at North Carolina	L 83-90	21750
			03/08/17	vs Clemson	w 79-72	17732
			03/09/17	vs Louisville	w 81-77	17732
			03/10/17	vs North Carolina	w 93-83	0
			03/11/17	vs Notre Dame	w 75-69	18109
			3/17/17	vs Troy	w 87-65	0

\* - Conference game

THE STAT CREW SYSTEM  
 Duke Combined Team Statistics (as of Mar 04, 2017)  
 Conference games

RECORD:	OVERALL	HOME	AWAY	NEUTRAL
ALL GAMES	11-7	8-1	3-6	0-0
CONFERENCE	11-7	8-1	3-6	0-0
NON-CONFERENCE	0-0	0-0	0-0	0-0

##	Player	gp-gs	Total		3-Point		F-Throw		Rebounds				pf	dq	a	to	blk	stl	pts	avg		
			min	avg	fg-fga	fg%	3fg-fga	3fg%	ft-fa	ft%	off	def									tot	avg
05	Luke Kennard	18-17	637	35.4	116-236	.492	44-94	.468	82-99	.828	22	64	86	4.8	44	2	41	28	5	11	358	19.9
00	Jayson Tatum	18-18	605	33.6	98-220	.445	30-80	.375	64-75	.853	26	104	130	7.2	52	2	40	50	18	21	290	16.1
03	Grayson Allen	16-13	480	30.0	60-153	.392	36-101	.356	57-71	.803	9	46	55	3.4	40	1	60	41	1	12	213	13.3
15	Frank Jackson	18-5	394	21.9	55-121	.455	23-61	.377	33-43	.767	11	37	48	2.7	38	0	34	20	2	8	166	9.2
21	Amile Jefferson	16-16	455	28.4	55-94	.585	0-0	.000	31-48	.646	32	75	107	6.7	42	1	23	18	23	8	141	8.8
13	Matt Jones	18-14	600	33.3	47-116	.405	25-72	.347	7-11	.636	24	25	49	2.7	42	0	31	24	4	23	126	7.0
01	Harry Giles	18-6	230	12.8	38-64	.594	0-0	.000	9-20	.450	33	46	79	4.4	42	1	6	15	9	5	85	4.7
20	Marques Bolden	16-1	113	7.1	10-24	.417	0-0	.000	4-6	.667	11	9	20	1.3	23	0	1	4	6	2	24	1.5
41	Jack White	3-0	11	3.7	1-1	1.000	1-1	1.000	0-0	.000	1	1	2	0.7	2	0	0	0	0	0	3	1.0
30	Antonio Vrankovic	3-0	15	5.0	1-1	1.000	0-0	.000	0-0	.000	1	2	3	1.0	6	0	1	3	0	0	2	0.7
02	Chase Jeter	3-0	48	16.0	0-2	.000	0-0	.000	1-3	.333	4	5	9	3.0	6	0	0	3	4	1	1	0.3
12	Javin DeLaurier	2-0	7	3.5	0-0	.000	0-0	.000	0-0	.000	0	0	0	0.0	3	0	0	1	1	0	0	0.0
45	Nick Pagliuca	2-0	3	1.5	0-0	.000	0-0	.000	0-0	.000	0	0	0	0.0	0	0	1	0	0	0	0	0.0
50	Justin Robinson	2-0	2	1.0	0-0	.000	0-0	.000	0-0	.000	0	0	0	0.0	0	0	0	0	0	0	0	0.0
Team											15	22	37				4					
Total.....		18	3600		481-1032	.466	159-409	.389	288-376	.766	189	436	625	34.7	340	7	238	211	73	91	1409	78.3
Opponents.....		18	3600		494-1064	.464	87-266	.327	264-372	.710	191	410	601	33.4	335	3	215	190	44	89	1339	74.4

TEAM STATISTICS	DU	OPP	Date	Opponent	Score	Att.
SCORING	1409	1339	* 12/31/16	at Virginia Tech	L 75-89	9567
Points per game	78.3	74.4	* 1/4/17	GEORGIA TECH	w 110-57	9314
Scoring margin	+3.9	-	* 1/7/17	BOSTON COLLEGE	w 93-82	9314
FIELD GOALS-ATT	481-1032	494-1064	* 01/10/17	at Florida State	L 72-88	11675
Field goal pct	.466	.464	* 1/14/17	at LOUISVILLE	L 69-78	22686
3 POINT FG-ATT	159-409	87-266	* 1/21/17	MIAMI	w 70-58	9314
3-point FG pct	.389	.327	* 1/23/17	NC STATE	L 82-84	9314
3-pt FG made per game	8.8	4.8	* 01/28/17	at Wake Forest	w 85-83	14681
FREE THROWS-ATT	288-376	264-372	* 1/30/17	at Notre Dame	w 84-74	0
Free throw pct	.766	.710	* 2/4/17	PITTSBURGH	w 72-64	9314
F-Throws made per game	16.0	14.7	* 2/9/17	NORTH CAROLINA	w 86-78	9314
REBOUNDS	625	601	* 2/11/17	CLEMSON	w 64-62	9314
Rebounds per game	34.7	33.4	* 02/15/17	at Virginia	w 65-55	14623
Rebounding margin	+1.3	-	* 2/18/17	WAKE FOREST	w 99-94	9314
ASSISTS	238	215	* 2/22/17	at Syracuse	L 75-78	30331
Assists per game	13.2	11.9	* 02-25-17	at Miami	L 50-55	7972
TURNOVERS	211	190	* 2/28/17	FLORIDA STATE	w 75-70	9314
Turnovers per game	11.7	10.6	* 03/04/17	at North Carolina	L 83-90	21750
Turnover margin	-1.2	-				
Assist/turnover ratio	1.1	1.1				
STEALS	91	89				
Steals per game	5.1	4.9				
BLOCKS	73	44				
Blocks per game	4.1	2.4				
ATTENDANCE	83826	133285				
Home games-Avg/Game	9-9314	9-14809				
Neutral site-Avg/Game	-	0-0				

\* - Conference game

Score by Periods	1st	2nd	Totals
Duke	649	760	1409
Opponents	602	737	1339