

DUKE

WOMEN'S LACROSSE








DUKE BLUE DEVILS • 2018 GAME NOTES

2018 SCHEDULE/RESULTS (7-8, 2-5 ACC)



FEBRUARY (3-1)

#21	 W, 17-9 Feb. 11 Durham, N.C.	 W, 18-8 Feb. 16 Durham, N.C.
#11	 W, 9-8 Feb. 18 Durham, N.C.	#25  L, 17-14 Feb. 24 Blacksburg, Va.

MARCH (4-3)

#25	 L, 15-5 March 2 Durham, N.C.	 W, 21-13 March 4 Durham, N.C.
	 W, 21-12 March 10 Durham, N.C.	#11  L, 15-11 March 17 Durham, N.C.
	 W, 21-7 March 19 Durham, N.C.	#9  L, 12-8 March 24 Durham, N.C.
#11	 W, 17-10 March 31 Syracuse, N.Y.	

APRIL (0-4)

#3	 L, 18-8 April 7 Durham, N.C.	#24  L, 16-12 April 9 High Point, N.C.
#21	 L, 10-9 April 15 Notre Dame, Ind.	#5  L, 20-10 April 21 Chapel Hill, N.C.

#22  **APRIL 26 • 8 PM**
ACC Quarterfinals
Durham, N.C.
RSN/ACCNE

MAY

 **MAY 6**
Durham, N.C.
ACCNE

ACC STANDINGS

School Name	Conference	Overall
Boston College	7-0	17-0
North Carolina	6-1	12-3
Virginia Tech	5-2	12-5
Virginia	4-3	9-8
Notre Dame	3-4	9-7
Duke	2-5	7-8
Syracuse	1-6	9-8
Louisville	0-7	6-10

THE MATCHUP

NO. 6 DUKE



Record 7-8 (2-5 ACC)
 Ranking (IWLCA/IL/USLM) 22/NR/RV
 Last Game L, 20-10 at No. 5 North Carolina (4/21)
 Record vs. North Carolina 19-2
 in Durham 10-1
 in ACC Tournament 1-0
 Last matchup L, 17-14 (2/24/18)
 Head Coach Kerstin Kimel
 Career Record 287-157/24th season
 Duke Record 283-149/23rd season
 vs. Virginia Tech 19-2

NO. 3 VIRGINIA TECH



Record 12-5 (5-2 ACC)
 Ranking (IWLCA/IL/USLM) 12/12/13
 Last Game W, 16-12 vs. No. 17 Virginia (4/21)
 Head Coach John Sung
 Career Record 123-58/10th season
 VT Record 23-13/2nd season
 vs. Duke 2-0

DUKE BY THE NUMBERS

SETTING THE SCENE

- Duke hosts the ACC Women's Lacrosse Championship for the third time in program history, welcoming the tournament to Koskinen Stadium April 26-29.
- The Blue Devils finished 2-5 against conference opponents this spring to earn the tournament's No. 6 seed. Duke takes on No. 3 seed Virginia Tech (12-5, 5-2 ACC) in Thursday's last quarterfinal contest.
- All seven tournament games will be broadcast on the ACC's Regional Sports Network and on ACC Network Extra.


BY THE NUMBERS

- 1** – Duke's national rank in draw controls per game (17.33) behind the efforts of ACC leader and draw specialist Olivia Jenner
- 2** – Points needed by rookie attacker Charlotte North to break Duke's freshman points record of 54, set by Katie Chrest in 2003
- 46** – Draw controls accumulated by freshman midfielder Catriona Barry to rank third on Duke's freshman chart
- 27** – Duke's spot in the latest NCAA RPI rankings
- 1** – Previous ACC Tournament meeting between Duke and Virginia Tech - an 18-7 victory for the Blue Devils in 2008

TALE OF THE TAPE

	DUKE	VT
Goals-Shot Attempts	201-460	220-478
Goals/Game	13.40	12.94
Shots/Game	30.7	28.1
SOG Pct.	.730	.751
Assists/Game	5.9	4.0
FPG-FPS	39-96	59-130
Ground Balls/Game	15.3	17.2
Draw Controls/Game	17.3	13.4
Clear Percentage	.839	.873
Caused Turnovers/Game	7.9	8.2
Goals Against Average	12.67	10.56

@DUKEWLAX

-  Great night celebrating @DukeAthletics at STARS! Congrats to our award winners:
 - Comeback Award - @JayME_LOCK
 - Rookie of the Year - @chark33
 - ACC Top Six for Service - Duke Women's Lacrosse

STATISTICAL LEADERS

GOALS

48



#8 CHARLOTTE NORTH

ASSISTS

24



#3 GRACE FALLON

GROUND BALLS

32



#30 CALLIE HUMPHREY

2018 HONORS

ALL-ACC

Maddie Crutchfield	Second Team
Callie Humphrey	Second Team
Olivia Jenner	Second Team
Charlotte North	Second Team

ARTHUR ASHE JR. SPORTS SCHOLAR AWARD

Michelle Staggers	Semifinalist
-------------------	--------------

IWLCA NATIONAL DEFENSIVE PLAYER OF THE WEEK

Callie Humphrey	April 4
-----------------	---------

BRINE/US LACROSSE PLAYER OF THE WEEK

Olivia Jenner	April 2
---------------	---------

ACC PLAYER OF THE WEEK

Callie Humphrey	Defensive, April 3
Charlotte North	Offensive, Feb. 20, March 13
Gabbe Cadoux	Defensive, Feb. 20
Gigi Vasile	Defensive, Feb. 13

IL WOMEN MEDIA MIDSEASON ALL-AMERICANS

Olivia Jenner	Second Team
Charlotte North	Third Team

TEWAARATON AWARD WATCH LIST

Maddie Crutchfield, Olivia Jenner, Charlotte North

TEAM CAPTAINS

Maddie Crutchfield, Grace Fallon, Kyra Harney

DUKE UNIVERSITY

Location	Durham, N.C.
Founded	1838 (as Trinity College)
Enrollment	6,485 undergraduates
Colors	Duke Blue and White
Nickname	Blue Devils
Conference	Atlantic Coast
President	Vincent E. Price
VP/Director of Athletics	Dr. Kevin White
Senior Women's Administrator	Jacki Silar
Stadium	Koskinen Stadium

TEAM INFORMATION

2017 Record	8-9 (1-6 ACC)
2017 ACC Finish	8th
Starters Returning/Lost	8/4
Letterwinners Returning/Lost	22/14
Newcomers	10

PROGRAM HISTORY

All-Time Record	283-149 (.655)
ACC Regular Season Record	54-49 (.524)
NCAA Tournament Appearances (Last)	19 (2016)
NCAA Semifinals	7 ('99, '05, '06, '07, '08, '11, '15)

COACHING STAFF

Head Coach	Kerstin Kimel (Maryland '93)
Associate Head Coach	Lauren Morton (Boston U. '08)
Assistant Coach	Bria Irizarry (Richmond '11)
Volunteer Asst. Coach	Morgan Heisman (JMU '10)

DUKE SPORTS INFORMATION

Sports Information Director	Art Chase
Women's Lacrosse SID	Leslie Gaber
Email	leslie.gaber@duke.edu
Office/Cell Phone	(919) 668-7938 / (614) 519-9872

2018 ROSTER

No.	Name	Year	Position	Height	Hometown (School)
1	Oralee Hespenheide	Sr.	G	5-4	Shakopee, Minn. (Thomas Jefferson)
2	Ella Bonafede	Jr.	A	5-3	Bay Shore, N.Y. (St. Anthony's)
3	Madison Dunk	Fr.	A/M	5-7	Durham, N.C. (Durham Academy)
4	Lexi Rieu	So.	M	5-6	West Friendship, Md. (Our Lady of Good Counsel)
5	Lindsey Reynolds	So.	M	5-5	Bow, N.H. (St. Paul's School)
6	Kat Zempolich	RJr.	A	5-7	Clifton, Va. (Centreville)
7	Catherine Cordrey	So.	M	5-8	Summit, N.J. (Summit)
8	Charlotte North	Fr.	A	5-7	Dallas, Texas (Episcopal School of Dallas)
10	Kyra Harney	Sr.	A	5-6	Bay Shore, N.Y. (Bay Shore)
11	Katie Cosgrove	Fr.	M	5-3	Churchville, N.Y. (Churchville-Chili)
12	Chloë Lewis	Jr.	M	5-7	Chapel Hill, N.C. (Durham Academy)
13	Grace Fallon	Sr.	A	5-11	Monmouth Beach, N.J. (Red Bank Catholic)
14	Olivia Jenner	Jr.	A	5-10	Annapolis, Md. (McDonogh)
15	Abby Landry	Fr.	M	5-10	Hingham, Mass. (Hingham)
16	Elizabeth Fucigna	Jr.	D	5-9	Darien, Conn. (Darien)
17	Gigi Vasile	Fr.	D	5-2	Webster, N.Y. (Webster Thomas)
18	Katie Cronin	Fr.	M	5-8	Darien, Conn. (Darien/Choate Rosemary Hall)
19	Catriona Barry	Fr.	M	5-7	Napa, Calif. (St. Ignatius College Preparatory)
20	Natalie Kahn	Fr.	D	5-8	Malvern, Pa. (Great Valley)
21	Jackie Perry	Sr.	D	5-7	Mountain Lakes, N.J. (Mountain Lakes)
22	Anne Slusser	Sr.	D	5-8	Excelsior, Minn. (The Blake School)
23	Maddie Crutchfield	Sr.	M	5-8	Concord, N.H. (St. Paul's School)
24	Charlotte Tucci	Jr.	D	5-8	Rye, N.Y. (Rye)
25	Gabbe Cadoux	So.	G	5-8	Ellicott City, Md. (McDonogh)
26	Sam DeBellis	RFr.	A	5-8	Cold Spring Harbor, N.Y. (Cold Spring Harbor)
27	Mary Markwordt	Fr.	A	5-4	Marietta, Ga. (Blessed Trinity Catholic)
30	Callie Humphrey	So.	D	5-6	Summit, N.J. (Summit)
31	Michelle Staggers	Jr.	D	5-8	Stafford, Va. (Virginia Episcopal School)
32	Jamie Lockwood	Jr.	G	5-9	Richmond, Va. (Douglas Southall Freeman)
34	Ellie Majure	Jr.	M	5-7	Falls Church, Va. (St. Stephen's & St. Agnes)
36	Chase Henriquez	Fr.	G	5-8	Norwell, Mass. (Norwell)

COACHING STAFF

Head Coach: Kerstin Kimel (Maryland, 1993)
Associate Head Coach: Lauren Morton (Boston University, 2008)
Assistant Coach: Bria Irizarry (Richmond, 2011)
Volunteer Assistant Coach: Morgan Heisman (James Madison, 2010)

PRONUNCIATION GUIDE

Bonafede	bonna-feed-ee	Cadoux	KA-dew
Cordrey	cord-ray	Fucigna	few-sig-na
Kyra	keer-uh	Hespenheide	hess-pin-hide
Markwordt	mark-wart	Rieu	roo
Tucci	too-chee	Vasile	va-seal
Zempolich	zemp-PAW-lick	Kerstin Kimel	KEER-stin KIM-uhl
Irizarry	air-i-zarry		

ROSTER BY CLASS

Seniors (6): Maddie Crutchfield, Grace Fallon, Kyra Harney, Oralee Hespenheide, Jackie Perry, Anne Slusser
Redshirt Junior (1): Kat Zempolich
Juniors (8): Ella Bonafede, Elizabeth Fucigna, Olivia Jenner, Chloë Lewis, Jamie Lockwood, Ellie Majure, Michelle Staggers, Charlotte Tucci
Sophomores (5): Gabbe Cadoux, Catherine Cordrey, Callie Humphrey, Lindsey Reynolds, Lexi Rieu
Redshirt Freshman (1): Sam DeBellis
Freshmen (10): Catriona Barry, Katie Cosgrove, Katie Cronin, Madison Dunk, Chase Henriquez, Natalie Kahn, Abby Landry, Mary Markwordt, Charlotte North, Gigi Vasile

2018 RECORD BREAKDOWN

	<i>Record</i>	<i>Streak</i>
OVERALL	7-8	L4
Home	6-4	L2
Away	1-4	L3
Neutral	0-0	
CONFERENCE	2-5	L3
Home	1-2	L2
Away	1-3	L2
Neutral	0-0	
NON-CONFERENCE	5-3	L1
Home	5-2	W1
Away	0-1	L1
Neutral	0-0	
VS. '17 NCAA TOURNAMENT TEAMS	4-6	L4
Home	3-3	L3
Away	1-3	L3
Neutral	0-0	
VS. TOP-5 OPPONENTS	0-2	L2
Home	0-1	L1
Away	0-1	L1
Neutral	0-0	
VS. TOP-10 OPPONENTS	0-3	L3
Home	0-2	L2
Away	0-1	L1
Neutral	0-0	
VS. TOP-25 OPPONENTS	3-8	L4
Home	2-4	L4
Away	1-4	L3
Neutral	0-0	

Leading at halftime.....	7-0.....	W7
Trailing at halftime.....	0-7.....	L7
In overtime.....	0-0.....	
When Duke scores first.....	5-4.....	L3
When opponent scores first.....	2-4.....	L2
When Duke scores 10+ goals.....	6-4.....	L2
When opponent scores 10+ goals.....	3-8.....	L4
Duke has more shots.....	6-1.....	W4
Opponent has more shots.....	0-7.....	L7
Duke has more draw controls.....	7-6.....	L3
Opponent has more draw controls.....	0-1.....	L1
Largest halftime lead.....	12 ...2x, last vs. KSU (3/19)	
Largest halftime deficit.....	9at UNC (4/21)	
Largest margin of victory.....	14vs. KSU (3/19)	
Largest margin of defeat.....	10 ...3x, last at UNC (4/21)	

DUKE GAME HIGHS

Goals.....	21.....3x, last vs. KSU (3/19)
Assists.....	13.....vs. Kennesaw State (3/19)
Shots.....	48.....vs. Boston University (3/4)
Saves.....	13.....vs. Virginia (3/24)
Ground Balls.....	21.....at Syracuse (3/31)
Draw Controls.....	25.....vs. Louisville (3/10)
Turnovers.....	23.....vs. Virginia (3/24)

DUKE GAME LOWS

Goals.....	5.....vs. Stanford (3/2)
Assists.....	0.....vs. Stanford (3/2)
Shots.....	19.....vs. Boston College (4/7)
Saves.....	5.....vs. Kennesaw State (3/19)
Ground Balls.....	8.....at North Carolina (4/21)
Draw Controls.....	8.....vs. Stanford (3/2)
Turnovers.....	9.....vs. Stanford (3/2)

OPPONENT GAME HIGHS

Goals.....	20.....North Carolina (4/21)
Draw Controls.....	15.....North Carolina (4/21)

DUKE IN THE ACC CHAMPIONSHIP

- Under the direction of head coach Kerstin Kimel, the Blue Devils are 11-20 all-time in the ACC Championship, 5-3 in the quarterfinal round and 1-0 when facing Virginia Tech.
- Duke is playing as the No. 6 seed for the first time.
- The Duke program is hosting the tournament for the third time overall and first time since 2012.
- The Blue Devils own one ACC title, which came in 2005.

BLUE DEVILS IN ACC CHAMPIONSHIP CONTESTS

- Senior attacker Kyra Harney leads all current Blue Devils with seven points (4g, 3a) in five career ACC Championship contests. Junior attacker Olivia Jenner owns six points (3g, 3a) and senior midfielder Maddie Crutchfield four (3g, 1a).
- Jenner has also logged 21 draw controls in three ACC Tournament appearances while Crutchfield has filled the stat sheet during her career with six ground balls, seven draw controls and two caused turnovers.
- Sophomore goalkeeper Gabbe Cadoux made nine saves in last year's ACC quarterfinal matchup against North Carolina.

FOUR BLUE DEVILS TABBED ALL-ACC

- Duke featured four student-athletes on the 2018 Women's Lacrosse All-ACC teams, as announced Wednesday by the conference office. Senior midfielder Maddie Crutchfield, sophomore defender Callie Humphrey, junior attacker Olivia Jenner and freshman attacker Charlotte North were selected to the all-conference second team following a vote of the league's eight head coaches.
- Crutchfield garnered All-ACC recognition for the third time in her career while Humphrey, Jenner and North were first-time selections to the all-conference squads.

JENNER PUTTING TOGETHER SOLID STRETCH

- Junior attacker Olivia Jenner has racked up 25 draw controls over the past three contests, but has also stepped up her scoring contributions as of late.
- In Duke's April 15 contest at No. 21 Notre Dame, Jenner turned in a team-high three goals and two assists. She then matched her career high with four goals and tacked on one assist last Saturday at No. 5 North Carolina.
- Jenner enters the ACC Championship ranked second on the team in points (42) and goals (30), having reached career highs in both categories. She is also third on the squad with 12 assists.

VIRGINIA TECH SERIES HISTORY

- Duke enters Thursday's quarterfinal matchup with a 19-2 advantage in the all-time series with the Hokies, though Virginia Tech has claimed each of the past two meetings.
- A late rally by the Blue Devils fell short in a 17-14 loss to the Hokies Feb. 24 in Blacksburg. Senior Grace Fallon paced the attack with seven points - including a career-high five assists - in the high-scoring affair. Senior Maddie Crutchfield and freshman Charlotte North both registered hat tricks while junior Olivia Jenner won 12 of the Blue Devils' 18 draw controls on the afternoon.

VIRGINIA TECH (19-2)

Series Results - Last 10 Meetings

		*	A	L	17-14
F 24	2018	*	A	L	17-14
M 4	2017	*	H	L	11-6
M 5	2016	*	A	W	13-4
M 6	2015	*	H	W	15-10
M 9	2014	*	A	W	14-6
F 8	2013	*	H	W	17-9
M 14	2012	*	A	W	18-8
M 16	2011	*	H	W	18-8

M 17	2010	*	A	W	18-6
M 18	2009	*	H	W	21-3

* denotes ACC regular season game

SCOUTING THE HOKIES

- Virginia Tech secured the No. 3 seed in the ACC Championship with a 16-12 defeat of Virginia last Saturday. The Hokies topped their in-state rival for the first time since 2012.
- Head coach John Sung's squad has set a program record with 12 victories this spring.
- Paige Petty headlines the Virginia Tech attack with 52 points (46g, 6a), while Tristan McGinley owns 44 points (41g, 3a). McGinley (79) and Petty (55) are also two of the team's leaders at the draw, along with teammate Kelly Glatthorn (44).
- Goalkeeper Meagh Graham enters the tournament with a 10.73 goals against average and a .417 save percentage.

BLUE DEVILS UNMATCHED AT THE DRAW

- Duke continues to lead the country in draw controls per game, entering Saturday's contest averaging 17.33 per outing. The Blue Devils are outdrawing opponents by a 260-157 margin and are 7-6 this season when winning the draw.
- Duke's lineup features three players with 40 or more draw controls for the first time since the 2007 season, when Caroline Cryer (66), Rachel Sanford (44) and Allie Johnson (40) were all over the mark. The Blue Devils are one of four ACC teams with three players at or over the 40-draw control mark for the year.

NCAA Division I Statistics - Draw Controls Per Game

1.	17.33	Duke
2.	17.13	Navy
3.	16.50	Maryland
4.	15.94	Boston College
	15.94	Stanford

ACC Teams Featuring Three Players with 40+ Draw Controls

Duke	Jenner (127), Barry (46), Crutchfield (44)
Virginia	Jackson (90), Mueller (67), Behr (58)
Virginia Tech	McGinley (79), Petty (55), Glatthorn (44)
Syracuse	Merola (46), Cross (40), Defliese (40)

NORTH APPROACHING FRESHMAN POINTS RECORD

- With her second goal March 31 at Syracuse, rookie attacker Charlotte North broke the Blue Devils' freshman goals record of 39 previously held by Duke greats Katie Chrest and Carolyn Davis.
- North is also approaching the program's freshman points record with 53 through 15 contests. Chrest holds the record with 54 as a rookie in 2003.
- North's 48 tallies tie her for the 35th-most in the country to date. Siena Gore (64) of Kennesaw State and Risa Mosenthal (51) of Brown are the only freshmen in the nation with more goals this season.

Duke Freshman Record - Points

1.	54	Katie Chrest, 2003
2.	53	Charlotte North, 2018
3.	52	Emma Hamm, 2008
4.	49	Kerrin Maurer, 2012
	49	Carolyn Davis, 2006
6.	48	Kelci Smesko, 2013
7.	46	Kyra Harney, 2015

STATISTICAL LEADERS

POINTS	2018	Career
Charlotte North	53	53
Olivia Jenner	42	95
Kyra Harney	41	205

GOALS	2018	Career
Charlotte North	48	48
Olivia Jenner	30	68
Maddie Crutchfield	23	95

ASSISTS	2018	Career
Grace Fallon	24	56
Kyra Harney	19	71
Olivia Jenner	12	27

GAME-WINNING GOALS	2018	Career
Charlotte North	3	3

FREE POSITION GOALS	2018	Career
Charlotte North	7	7
Olivia Jenner	5	10

GROUND BALLS	2018	Career
Callie Humphrey	32	51
Gabbe Cadoux	21	31
Maddie Crutchfield	20	108

DRAW CONTROLS	2018	Career
Olivia Jenner	127	340
Catrina Barry	46	46
Maddie Crutchfield	44	125

CAUSED TURNOVERS	2018	Career
Callie Humphrey	14	30
Catrina Barry	14	14
Kyra Harney	10	45

SAVES	2018	Career
Gabbe Cadoux	80	148
Jamie Lockwood	51	121

GOALS AGAINST AVERAGE	2018	Career
Jamie Lockwood	12.35	11.30
Gabbe Cadoux	12.94	12.63

SAVE PERCENTAGE	2018	Career
Jamie Lockwood	.411	.419
Gabbe Cadoux	.410	.410

THREE-PLUS GOAL GAMES	2018	Career
Charlotte North	10	10
Olivia Jenner	6	10
Maddie Crutchfield	5	15

MULTIPLE ASSIST GAMES	2018	Career
Kyra Harney	6	17
Grace Fallon	5	13
Olivia Jenner	3	6
Catrina Barry	3	3

INDIVIDUAL SEASON HIGHS

Points.....9..... Charlotte North vs. Louisville (3/10)
 Goals.....8..... Charlotte North vs. Louisville (3/10)
 Assists.....5..... 2x, last Grace Fallon at Syracuse (3/31)
 Saves.....13..... Jamie Lockwood vs. Virginia (3/24)
 Ground Balls.....6..... Gabbe Cadoux vs. Elon (2/11)
 Draw Controls.....15..... Olivia Jenner vs. Louisville (3/10)
 Caused TO.....3..... Anne Slusser vs. Elon (2/11)

AGAINST RANKED OPPONENTS

• The Blue Devils are 3-8 against ranked opponents this spring and 19-27 against ranked foes since 2015.

ONE-GOAL GAMES

• Duke is 1-1 this season in contests decided by one goal with a 9-8 victory over No. 11 Northwestern (Feb. 18) and a 10-9 loss at the hands of No. 21 Notre Dame (April 15).
 • Since 2014, the Blue Devils are 6-7 in one-goal games.

JENNER BREAKS SINGLE SEASON DRAWS RECORD

• With 13 draw controls April 9 at No. 24 High Point, junior attacker Olivia Jenner pushed her season total to 115, surpassing her own program single season record of 110 set in 2016. Her 127 draw controls rank fourth among all players nationwide.
 • Jenner topped the 300-draw control mark for her career March 24 against Virginia. She became just the 18th player in NCAA Division I history to reach the 300-draw control milestone. The Annapolis, Md., native also became the Blue Devils' all-time career draw controls leader March 4 against Boston University, surpassing former Blue Devil Emma Hamm (265) for the program record.
 • Jenner's 340 career draw controls rank her fourth among all active Division I players.

Division I Active Career Leaders - Draw Controls

1.	463	Shelby Fredericks, Sr., Northwestern	74 games
2.	394	Katherine Judge, Sr., Winthrop	78
3.	341	Caroline Queally, Sr., Richmond	71
4.	340	Olivia Jenner, Jr., Duke	52
5.	335	Darby Kiernan, Sr., Colorado	72

Duke Single Season Record - Draw Controls

1.	127	Olivia Jenner, 2018
2.	110	Olivia Jenner, 2016
3.	103	Olivia Jenner, 2017
4.	89	Emma Hamm, 2012
5.	81	Kerrin Maurer, 2015

DUKE CONTINUES GRUELING STRETCH

• The Blue Devils will face their seventh consecutive ranked opponent Thursday in No. 12 Virginia Tech. The Blue Devils were 22nd in this week's Intercollegiate Women's Lacrosse Coaches Association (IWLCA) Division I Coaches Poll.
 • Ten of Duke's 2018 opponents were listed in the most recent poll, including four inside the top 10.

Blue Devil Opponents in April 23 IWLCA Poll

2	Boston College	April 7	L, 18-8
5	North Carolina	April 21	L, 20-10
7	Northwestern	Feb. 18	W, 9-8
10	Penn	March 17	L, 15-11
12	Virginia Tech	Feb. 24	L, 17-14
13	Stanford	March 2	L, 15-5
15	Virginia	March 24	L, 12-8
17	Syracuse	March 31	W, 17-10
19	High Point	April 9	L, 16-12
23	Notre Dame	April 15	L, 10-9

HARNEY TOPS 200-POINT MARK

• With an assist in the second half of Duke's April 7 contest against No. 3 Boston College, senior attacker Kyra Harney reached the 200-point milestone for her career. She enters the weekend ranked eighth in program history with 205 career points.
 • Harney became just the 10th player in Duke program history to reach the milestone.

• The 205 points rank Harney 24th among all active Division I players.

Duke Career Record - Points

1.	287	Katie Chrest (216g, 71a), 2003-06
2.	280	Kerrin Maurer (161g, 119a), 2012-15
3.	277	Kristen Waagbo (161g, 116a), 2004-07
4.	250	Caroline Cryer (169g, 81a), 2005-09
5.	247	Carolyn Davis (193g, 54a), 2006-09
6.	236	Tricia Martin (161g, 75a), 1997-00
7.	212	Lindsay Gilbride (159g, 53a), 2007-10
8.	205	Kyra Harney (134g, 71a), 2015-18

STAGGERS A SEMIFINALIST FOR ARTHUR ASHE JR. AWARD

• Junior Michelle Stagers was named a semifinalist for the 2018 Arthur Ashe Jr. Sports Scholar Award, the publication *Diverse: Issues in Higher Education* announced this month. The Stafford, Va., native was one of 40 female and male semifinalists.
 • The prestigious award honors undergraduate students who have excelled in the classroom as well as on the athletic field. Inspired by tennis legend Arthur Ashe, Jr., recipients demonstrate a commitment to community service and student leadership in addition to their athletic ability and academic performance.
 • A three-year starter for the Blue Devils on defense, Stagers has received ACC Academic Honor Roll recognition twice as a cultural anthropology major. She participated in the Rubenstein-Bing Student-Athlete Civic Engagement (ACE) Program and DukeEngage.

BLUE DEVILS PARTNER WITH DUKE CANCER INSTITUTE

• The April 7 contest in Koskinen Stadium marked the Blue Devils' inaugural "It Takes A Team - Duke WLax for DCI" game, celebrating the program's collaboration with the Duke Cancer Institute. The aim of the partnership is to build awareness and raise funds for the organization.
 • The Blue Devils honored six members of the DCI community during halftime of the contest against Boston College.
 • All fundraising efforts will directly benefit the "It Takes A Team - DukeWLax for DCI" fund.

HUMPHREY HAULS IN NATIONAL, ACC RECOGNITION

• Sophomore defender Callie Humphrey was tabbed the Intercollegiate Women's Lacrosse Coaches Association (IWLCA) National Defensive Player of the Week and the ACC Defensive Player of the Week following her performance in Duke's 17-10 win at No. 11 Syracuse March 31. The Summit, N.J., native was recognized with weekly awards for the first time in her career after spearheading a stifling defensive effort that limited the Orange to just the 10 tallies, including only four in the second half.
 • Tasked with marking one of Syracuse's leading scorers, Humphrey held Nicole Levy without a point or shot in the contest and picked up four ground balls to go along with a caused turnover.
 • Junior attacker Olivia Jenner also snagged a national award following the win over the Orange, receiving Brine/US Lacrosse Player of the Week honors April 2.
 • Jenner turned in a four-goal, seven-draw control performance and was one of three Blue Devils to finish with a hat trick. She also gave Duke a 20-9 advantage on the day in draw controls.

HOME SWEET HOME

- Head coach Kerstin Kimel's squad played 11 of its 16 regular season contests at home in Koskinen Stadium this spring. The 11 home contests included ACC matchups against Louisville, Virginia and Boston College.
- The Blue Devils rounded out a six-game home stand spanning nearly a month March 24 against the Cavaliers, going 3-3 in the stretch of home contests.
- Duke went 4-4 at home last spring and is 71-25 at Koskinen since the 2009 season.

STAGGERS RETURNS TO DUKE D

- After missing the 2017 fall season and the first six contests of the 2018 campaign due to injury, junior defender Michelle Stagers returned to the lineup March 10 against Louisville.
- A two-year starter on defense, Stagers returns to bolster an already deep defensive lineup that has seen a number of Blue Devils rotate through the starting spots.
- Stagers, who has notched seven ground balls, two draw controls and three caused turnovers since her return, joins seniors Jackie Perry and Anne Slusser and junior Charlotte Tucci as the upperclassmen among the defensive unit. Tucci has picked up 10 ground balls over the last six games.
- The returning group also includes sophomore Callie Humphrey, who raked in IWLCA National and ACC Defensive Player of the Week accolades following her performance against No. 11 Syracuse.

FRESHMAN FOCUS

- Freshman midfielder Catriona Barry owns six goals, one assist, five ground balls, 15 draw controls and three caused turnovers over the last four games and is tied for first on the squad with 14 caused turnovers on the spring. The Napa, Calif., native is also second on the team with 46 draw controls.
- Rookie attacker Charlotte North has three game-winning goals on the season, including in a 9-8 defeat of No. 11 Northwestern Feb. 18. She also leads the squad with 10 hat tricks.
- Freshman defender Natalie Kahn has started each of the past four contests and has picked up ground balls in two of her last three outings.
- Rookie midfielder Katie Cronin recorded the first hat trick of her career against No. 3 Boston College (4/7), as did Barry against No. 24 High Point (4/9).

TWO BLUE DEVILS TABBED MIDSEASON ALL-AMERICANS

- Junior Olivia Jenner and freshman Charlotte North were among the players tabbed Midseason All-Americans by IL Women in late March.
- Jenner appeared on the organization's second team while North was a third team choice.

SENIOR TRIO DISHING THE BALL

- Blue Devil senior captains Kyra Harney, Grace Fallon and Maddie Crutchfield have all moved into the top 20 on Duke's career assists chart, with Harney moving into the top 10.
- Fallon dished a team-best five assists at No. 25 Virginia Tech (2/24) and at No. 11 Syracuse (3/31).
- The trio has combined for 50 of Duke's 89 assists this spring (56 percent).

Career Assists

t7.	Kyra Harney	2015-Pr	71
12.	Grace Fallon	2015-Pr	56
17.	Maddie Crutchfield	2015-Pr	49

NORTH ADDED TO TEWAARATON WATCH LIST

- Freshman attacker Charlotte North was added to the 2018 Tewaaraton Award watch list in late March, joining senior midfielder Maddie Crutchfield and junior attacker Olivia Jenner. The list highlights early contenders for the 2018 Tewaaraton Award.
- Duke has featured at least two players on the Tewaaraton Award watch list each year since its inception in 2001. Former Blue Devil Katie Chrest received the prestigious honor following the 2005 season.

VETERAN ATTACK RETURNS IN 2018

- The Blue Devils return six of their seven leading point scorers from a year ago.
- Seniors Maddie Crutchfield (32g, 17a) and Kyra Harney (30g, 20a) lead the way after achieving statistical milestones last spring. Harney became the 17th player in program history to reach 100 career goals while Crutchfield became the 26th player in Duke history to reach the 100-point mark for her career.
- Catherine Cordrey found a home among the Blue Devil attack last year, tying for seventh on the program's freshman chart with 28 goals.
- Duke also welcomes back Olivia Jenner (20g, 8a), Ellie Majure (17g, 9a) and Grace Fallon (16g, 16a) - all starters from a season ago.

IRIZARRY JOINS DUKE COACHING STAFF

- Bria Irizarry joined the Blue Devil coaching staff in August after spending the past three seasons as the top assistant at Army West Point alongside head coach Kristen Waagbo - a former Blue Devil standout and assistant coach.
- Irizarry oversees Duke's defensive personnel, which includes returners Anne Slusser, Michelle Stagers, Callie Humphrey and Charlotte Tucci.
- A 2011 graduate of Richmond, Irizarry has also previously coached at George Washington and at her alma mater.

BLUE DEVILS WELCOME CLASS OF 2021

- Head coach Kerstin Kimel bolstered the roster with the addition of 10 student-athletes for the 2018 campaign.
- Three members of the freshman class competed in the 12th annual Under Armour All-America Lacrosse Game over the summer - Catriona Barry, Katie Cosgrove and game MVP Charlotte North.

SENIOR DUO SELECTED IN UWLX COLLEGE DRAFT

- Blue Devil seniors Maddie Crutchfield and Kyra Harney were among more than 60 female athletes chosen in November's United Women's Lacrosse League 2018 College Draft.
- Crutchfield was selected 12th overall by the Long Island Sound while Harney was the 40th player drafted and was chosen by the Baltimore Ride.

IWLCA COACHES POLL

As of April 23

	School Name	Record	Previous Rank
1	Stony Brook (20)	15-0	1
2	Boston College (5)	17-0	2
3	Maryland	15-1	3
4	James Madison	15-1	4
5	North Carolina	12-3	5
6	Florida	13-3	6
7	Northwestern	13-3	7
8	Towson	13-2	8
9	Loyola (MD)	12-3	10
10	Penn	11-2	9
11	Navy (USNA)	13-3	13
12	Virginia Tech	12-5	14
13	Stanford	13-4	13
14	Colorado	12-4	15
15	Virginia	9-8	12
16	Penn State	9-6	17
17	Syracuse	9-8	16
18	Princeton	8-5	18
19	High Point	14-2	19
20	Southern California	9-7	21
21	Dartmouth	10-3	t23
22	Duke	7-8	22
23	Notre Dame	9-8	20
24	Georgetown	11-4	t23
25	Johns Hopkins	9-6	25

INSIDE LACROSSE MEDIA POLL

As of April 23

	School Name	Record	Previous
1	Stony Brook (13)	15-0	1
2	Boston College (11)	17-0	2
3	Maryland	15-1	3
4	James Madison	15-1	4
5	North Carolina	12-3	5
6	Towson	13-2	6
7	Northwestern	13-3	7
8	Loyola	12-3	8
9	Florida	13-3	9
10	Penn	11-2	10
11	Navy	13-3	11
12	Virginia Tech	12-5	12
13	Colorado	12-4	13
14	Stanford	13-4	14
15	Dartmouth	10-3	16
16	Penn State	9-6	15
17	High Point	14-2	18
18	Princeton	8-5	t20
19	Syracuse	9-8	19
20	Virginia	9-8	17

RV: Georgetown, Denver, Notre Dame, UMass, Johns Hopkins, USC, Oregon

WEEK-BY-WEEK RANKINGS

Date	IWLCA	IL Women	US Lax Mag
Preseason	20	19	19
Feb. 12	--	18	19
Feb. 19	13	10	12
Feb. 26	16	14	16
March 5	21	RV	RV
March 12	20	19	RV
March 19	20	19	RV
March 26	20	20	RV
April 2	15	16	16
April 9	18	19	14
April 16	22	RV	RV
April 23	22	NR	RV

NCAA STATISTICAL RANKINGS

As of April 23

TEAM	Value	ACC	NCAA
Category			
Goals/Game	13.40	5	34
Assists/Game	5.93	4	30
Points/Game	19.33	4	33
Free Position Pct.	.406	6	59
Ground Balls/Game	15.27	8	104
Draw Controls/Game	17.33	1	1
Caused Turnovers/Game	8.13	6	76
Goals Against Average	12.67	6	73
Saves Percentage	.417	5	77
Scoring Margin	0.73	7	53

INDIVIDUAL

Category	Value	Team	ACC	NCAA
Draw Controls/Game	3.07	2	13	142

Category	Value	Team	ACC	NCAA
Assists/Game	1.71	1	4	52

Category	Value	Team	ACC	NCAA
Assists/Game	1.27	2	8	93

Category	Value	Team	ACC	NCAA
Ground Balls/Game	2.13	1	10	131

Category	Value	Team	ACC	NCAA
Draw Controls/Game	8.47	1	1	4

Category	Value	Team	ACC	NCAA
Shot Pct.	.484	2	13	112

Category	Value	Team	ACC	NCAA
Goals/Game	3.20	1	2	34

Category	Value	Team	ACC	NCAA
Points/Game	3.53	1	9	87

Category	Value	Team	ACC	NCAA
Shot Pct.	.533	1	5	41

PREVIOUS GAME'S STARTING LINEUP

POS.	NO.	YR.	NAME	G-A-P	GB-DC-CT	NOTES
A	8	Fr.	Charlotte North	48-5-53	15-1-6	Team-high 10 hat tricks
A	10	Sr.	Kyra Harney	22-19-41	10-1-10	2nd 4g performance of March at Syracuse
A	13	Sr.	Grace Fallon	11-24-35	12-0-9	Owens 95 career points
A	14	Jr.	Olivia Jenner	30-12-42	8-127-9	Two straight games with 5p
M	15	Fr.	Abby Landry	10-0-10	8-5-3	1st career hat trick vs. KSU
M	19	Fr.	Catriona Barry	9-7-16	14-46-14	Ranks 3rd on Duke's freshman dc list
M	23	Sr.	Maddie Crutchfield	23-7-30	20-44-10	Approaching 100-goal mark for career (95)
D	20	Fr.	Natalie Kahn	0-0-0	3-0-4	Owens 7 starts on defense
D	24	Jr.	Charlotte Tucci	0-0-0	18-0-5	10gb in last 6 games
D	30	Jr.	Callie Humphrey	0-0-0	32-4-14	Team leader in gb, cto
D	31	Jr.	Michelle Staggers	0-0-0	7-2-3	Returned to the field March 10 vs. Louisville
GK	32	Jr.	Jamie Lockwood	0-0-0	13-0-0	Owens record of 1-3

DUKE RECORD BOOKS

CAREER RECORDS:

POINTS

8.	Kyra Harney	2015-Pr	205
21.	Maddie Crutchfield	2015-Pr	144
t28.	Grace Fallon	2015-Pr	95
	Olivia Jenner	2016-Pr	95

GOALS

13.	Kyra Harney	2015-Pr	134
19.	Maddie Crutchfield	2015-Pr	95
27.	Olivia Jenner	2016-Pr	68

ASSISTS

t7.	Kyra Harney	2015-Pr	71
12.	Grace Fallon	2015-Pr	56
17.	Maddie Crutchfield	2015-Pr	49
26.	Olivia Jenner	2016-Pr	27

GROUND BALLS

t25.	Maddie Crutchfield	2015-Pr	108
------	--------------------	---------	-----

DRAW CONTROLS

1.	Olivia Jenner	2016-Pr	340
9.	Maddie Crutchfield	2015-Pr	125

CAUSED TURNOVERS

19.	Maddie Crutchfield	2015-Pr	57
t30.	Kyra Harney	2015-Pr	45

GAME-WINNING GOALS

7.	Kyra Harney	2015-Pr	8
----	-------------	---------	---

FREE POSITION GOALS

4.	Maddie Crutchfield	2015-Pr	27
t14.	Kyra Harney	2015-Pr	19
t17.	Catherine Cordrey	2017-Pr	17
25.	Olivia Jenner	2016-Pr	10
t26.	Ellie Majure	2016-Pr	9

SAVES

7.	Gabbe Cadoux	2017-Pr	148
8.	Jamie Lockwood	2016-Pr	121
14.	Chase Henriquez	2018-Pr	5

SAVE PERCENTAGE

12.	Jamie Lockwood	2016-Pr	.419
13.	Gabbe Cadoux	2017-Pr	.410

GOALS AGAINST AVERAGE

15.	Jamie Lockwood	2016-Pr	11.30
17.	Gabbe Cadoux	2017-Pr	12.63

SINGLE SEASON RECORDS:

GOALS

t12.	Charlotte North	48
------	-----------------	----

ASSISTS

t15.	Grace Fallon	24
------	--------------	----

DRAW CONTROLS

1.	Olivia Jenner	127
----	---------------	-----

FRESHMAN RECORDS:

POINTS

2.	Charlotte North	53
----	-----------------	----

GOALS

1.	Charlotte North	48
----	-----------------	----

ASSISTS

t11.	Mary Markwordt	11
------	----------------	----

DRAW CONTROLS

3.	Catriona Barry	46
----	----------------	----

DUKE IN THE ACC TOURNAMENT

Overall Record	11-20 (.355)
Appearances	20

RECORD BY OPPONENT

Record	Pct.	Streak	
Boston College	2-0	1.000	W2
Louisville	1-0	1.000	W1
North Carolina	4-7	.364	L4
Notre Dame	0-0	.000	-
Syracuse	0-1	.000	L1
Virginia	2-8	.200	W1
Virginia Tech	1-0	1.000	W1

RECORD BY ROUND

First Round	5-3 (.625)
Semifinals	5-13 (.278)
Finals	1-4 (.200)

RECORD BY SEED

No. 1	4-2 (.667)
No. 2	2-7 (.222)
No. 3	3-4 (.429)
No. 4	2-6 (.250)
No. 5	-
No. 6	-
No. 7	-
No. 8	0-1 (.000)

RECORD BY SITE

Baltimore, Md.	3-1 (.750)
Blacksburg, Va.	3-2 (.600)
Cary, N.C.	0-1 (.000)
Chapel Hill, N.C.	0-3 (.000)
Charlottesville, Va.	3-6 (.333)
Chestnut Hill, Mass.	0-1 (.000)
College Park, Md.	1-2 (.333)
Durham, N.C.	0-2 (.000)
Orlando, Fla.	1-1 (.500)
Richmond, Va.	0-1 (.000)

COMPOSITE RECORDS

School	W-L	Pct.	Titles
Boston College	3-12	.200	-
Duke	11-20	.355	1
North Carolina	23-18	.561	3
Notre Dame	2-4	.333	-
Syracuse	9-3	.750	1
Virginia	21-16	.568	5
Virginia Tech	0-13	.000	-
Maryland	27-7	.794	11

1997 (CHARLOTTESVILLE, VA.)

Semifinals	Maryland	L	14-4
------------	----------	---	------

1998 (CHARLOTTESVILLE, VA.)

Semifinals	Virginia	L	13-3
------------	----------	---	------

1999 (CHAPEL HILL, N.C.)

Semifinals	Virginia	L	10-9
------------	----------	---	------

2000 (COLLEGE PARK, MD.)

Semifinals	North Carolina	L	7-6
------------	----------------	---	-----

2001 (ORLANDO, FLA.)

Semifinals	North Carolina	W	10-5
Finals	Maryland	L	15-12

2002 (DURHAM, N.C.)

Semifinals	North Carolina	L	12-8
------------	----------------	---	------

2003 (CHARLOTTESVILLE, VA.)

Semifinals	Virginia	L	12-9
------------	----------	---	------

2004 (CHARLOTTESVILLE, VA.)

Semifinals	North Carolina	W	12-11
Finals	Virginia	L	17-7

2005 (BALTIMORE, MD.)

Semifinals	North Carolina	W	11-9
Finals	Virginia	W	9-6

2006 (BALTIMORE, MD.)

Semifinals	Maryland	W	19-9
Finals	Virginia	L	13-8

2007 (CHAPEL HILL, N.C.)

Semifinals	North Carolina	L	12-11
------------	----------------	---	-------

2008 (CHARLOTTESVILLE, VA.)

First Round	Virginia Tech	W	18-7
Semifinals	Virginia	L	10-9

2009 (BLACKSBURG, VA.)

First Round	Boston College	W	16-5
Semifinals	North Carolina	W	14-4
Finals	Maryland	L	12-11

2010 (COLLEGE PARK, MD.)

First Round	Boston College	W	17-6
Semifinals	North Carolina	L	14-4

2011 (CARY, N.C.)

Semifinals	North Carolina	L	17-8
------------	----------------	---	------

2012 (DURHAM, N.C.)

Semifinals	Maryland	L	12-3
------------	----------	---	------

2013 (CHAPEL HILL, N.C.)

First Round	Virginia	L	10-7
-------------	----------	---	------

2014 (CHESTNUT HILL, MASS.)

First Round	Virginia	L	7-5
-------------	----------	---	-----

2015 (CHARLOTTESVILLE, VA.)

First Round	Louisville	W	14-7
Semifinals	Syracuse	L	14-10

2016 (BLACKSBURG, VA.)

First Round	Virginia	W	9-8
Semifinals	North Carolina	L	7-6

2017 (RICHMOND, VA.)

First Round	North Carolina	L	18-6
-------------	----------------	---	------

2018 (DURHAM, N.C.)

First Round	Virginia Tech		
-------------	---------------	--	--

KERSTIN KIMEL

HEAD COACH • 23RD SEASON AT DUKE
MARYLAND, 1993



The only head coach in Duke women's lacrosse history, Kerstin Kimel has led the program from its inception in 1996, molding the Blue Devils into one of the nation's elite teams.

In Kimel's 22 seasons at the helm of Duke women's lacrosse, she has guided the Blue Devils to seven national semifinals, four ACC regular season titles, an ACC Tournament Championship and 19 NCAA Tournament appearances.

A five-time ACC Coach of the Year, Kimel has overseen 59 All-America selections, 82 all-region honorees and 70 All-ACC picks. Six of her former players have competed on the U.S. National Team, representing the United States at the 2009, 2013 and 2017 World Cups. The Blue Devils have achieved equal success in the classroom during Kimel's tenure, collecting 59 IWFLCA Academic Honor Roll accolades since 1997.

Kimel registered her 250th career victory Feb. 22, 2015 in a win over William & Mary. She is one of just six active Division I coaches with 280 or more wins.

Kimel was honored with an IWFLCA Service Award in November, 2016 for her work as co-chair of the NCAA Division I Legislation Committee to slow down early recruiting within the sport. She was presented with the IWFLCA's highest award, the Diane Geppi-Aikens Memorial Award, in November, 2015.

Duke returned to the NCAA semifinals to punctuate an outstanding 16-5 campaign in 2015. Led by a veteran group of eight seniors, the Blue Devils concluded the season ranked fourth in the final national poll. Attacker Kerrin Maurer became Duke's career assist leader and garnered first team All-America recognition from the IWFLCA. Goalkeeper Kelsey Duryea headlined the Blue Devils' three All-America selections in 2016, and concluded an outstanding career as one of just three goalkeepers in ACC history to top 600 saves for her career. She ranked among the nation's leaders in save percentage while anchoring Duke to an 11-9 ledger and a trip to the NCAA second round.

The Blue Devils recorded 14 or more wins four times from 2009 to 2014, advancing to the national quarterfinals on five occasions and the semifinals in 2011. Under Kimel's watch, Duke produced 13 All-America selections during that time, while Emma Hamm (2011) and Carolyn Davis (2009) were named finalists for the Tewaaraton Trophy. Led by Davis and Caroline Cryer, the 2009 squad rewrote the program's offensive record book, totaling team highs in goals scored (313), assists (150) and points (463). In 2013, Duryea became the first goalkeeper in program history to receive All-America recognition as a rookie, rounding out the season ranked top-10 nationally in save percentage and saves per game. A two-time first team All-American on defense, Taylor Virden wrapped up her senior campaign (2014) ranked second in program history in career draw controls.

From 2004 to 2008, Duke put together one of the most successful stretches in program history, advancing to four consecutive national semifinals from 2005 to 2008 and earning at least a share of four-straight ACC regular season titles from 2004 to 2007. During that span, the Blue Devils placed 21 players on both All-America and all-region lists, in addition to posting three Tewaaraton finalists. Kimel led Duke to a 13-8 overall record and the Blue Devils' fourth-straight NCAA semifinal appearance in 2008, earning womenslax.com Coach of the Year honors for her efforts.

Led by Tewaaraton Trophy recipient and two-time ACC Player of the Year Katie Chrest, the 2005 and 2006 Duke squads combined for a 35-7 overall record, including a program-best 18 victories in 2006, a 7-2 mark in the ACC and two conference regular season titles. After seven consecutive NCAA Tournaments bids, the 2005 installment earned a trip to the national semifinals for the second time in program history to ignite Duke's string of four straight appearances.

From 2000 to 2002, the Blue Devils advanced to three consecutive NCAA Tournament quarterfinals, and in 2001, made the program's first ACC Championship game. However, success did not always come easy, as Duke's 12th women's varsity program began its inaugural season in 1996 with four-straight losses before earning the Devils' first win -- a 10-6 victory over UMBC on March 18, 1996. The Blue Devils would finish the season at 3-12, marking the first and only year Duke women's lacrosse has posted a losing record. Duke began its rapid ascension the following season, recording an 8-8 mark before breaking through in 1998 with the program's first NCAA Tournament bid. The 1999 season took Duke to new heights as the Blue Devils achieved the program's first trip to the NCAA semifinals.

Prior to her arrival at Duke, Kimel was the head coach at Davidson College, leading the newly-created Wildcats program to a 4-8 record in 1994 as one of the nation's youngest head coaches in her first and only season at Davidson.

Kimel was no stranger to NCAA Division I women's lacrosse before her time at Davidson, having played at the University of Maryland from 1990-93. During her career, she led the Terrapins to four consecutive national semifinal appearances and the 1992 NCAA National Championship. The Havertown, Pa., native was a two-time All-America selection and the 1993 NCAA National Defensive Player of the Year, appearing in Sports Illustrated's "Faces in the Crowd." Kimel graduated from Maryland in 1993 with a bachelor's degree in speech communications.

Most recently, Kimel served as Co-Chair of the IWFLCA Recruiting Issues Committee from 2014-16 and is currently the Chair of the IWFLCA Division I Legislative Committee.

KIMEL YEAR-BY-YEAR

Year	School	Overall Record	Conference Record
1994	Davidson	4-8	--
1996	Duke	3-12	--
1997	Duke	8-8	0-3 (4th)
1998	Duke	10-7	1-2 (3rd)
1999	Duke	13-5	1-2 (3rd)
2000	Duke	11-6	1-2 (3rd)
2001	Duke	15-4	2-1 (2nd)
2002	Duke	10-8	1-2 (3rd)
2003	Duke	13-5	2-1 (2nd)
2004	Duke	13-6	3-0 (1st)
2005	Duke	17-4	3-1 (1st)
2006	Duke	18-3	4-1 (1st)
2007	Duke	16-4	4-1 (1st)
2008	Duke	13-8	3-2 (3rd)
2009	Duke	15-6	3-2 (3rd)
2010	Duke	14-6	2-3 (4th)
2011	Duke	15-5	4-1 (2nd)
2012	Duke	12-7	3-2 (2nd)
2013	Duke	14-6	2-3 (4th)
2014	Duke	11-8	3-4 (5th)
2015	Duke	16-5	5-2 (2nd)
2016	Duke	11-9	4-3 (4th)
2017	Duke	8-9	1-6 (8th)
2018	Duke	7-8	2-5
Totals	23 seasons	287-157	--
Davidson	1 season	4-8	--
Duke	22 seasons	283-149	54-49

KIMEL VS. ALL OPPONENTS

School	Duke W-L	Total W-L	School	Duke W-L	Total W-L
American	-	0-1	Louisville	5-1	5-1
Boston Coll.	14-3	14-3	Loyola	2-2	2-2
Boston U.	3-0	3-0	Lynchburg	-	0-1
Brown	2-0	2-0	Maryland	9-19	9-19
Bucknell	1-0	1-0	Navy	5-0	5-0
California	1-0	1-0	N. Carolina	14-23	14-23
Campbell	2-0	2-0	Northwestern	4-14	4-14
Canisius	1-0	1-0	Notre Dame	11-6	11-6
Colgate	0-1	0-1	Ohio St	3-1	3-1
Columbia	1-0	1-0	Penn	5-5	5-5
Dartmouth	12-6	12-6	Presbyterian	2-0	2-0
Davidson	13-0	13-0	Princeton	10-8	10-8
Denver	6-0	6-0	R. Macon	-	0-1
Drexel	1-0	1-0	Richmond	13-1	13-1
Duquesne	3-0	3-0	Roanoke Coll.	-	0-1
Elon	4-1	4-1	Saint Joseph's	2-0	2-1
Florida	1-0	1-0	Saint Mary's	1-0	1-0
Furman	1-0	1-0	Southern Cal	1-1	1-1
George Mason	2-1	2-2	Stanford	8-1	8-1
Georgetown	15-9	15-9	Stony Brook	1-0	1-0
Greensboro Col.	-	2-0	Syracuse	2-4	2-4
Guilford Coll.	-	1-0	Temple	1-1	1-1
High Point	2-1	2-1	Towson	2-2	2-2
Hofstra	3-0	3-0	UMBC	3-0	3-0
Holy Cross	1-0	1-0	Vanderbilt	16-4	16-4
Jacksonville	2-0	2-0	Vermont	1-0	1-0
James Madison	5-1	5-1	Villanova	2-0	2-0
Johns Hopkins	7-1	7-1	Virginia	14-24	14-24
Kennesaw State	1-0	1-0	Virginia Tech	19-2	19-2
Lehigh	1-1	1-1	W&M	16-3	16-3
LeMoyné	1-0	1-0	Yale	2-2	2-2
Longwood	2-0	3-0			

NCAA DIVISION I ALL-TIME WINS

Name	Yrs	W	L	Pct.
1 Cindy Timchal *	35	504	132	.792
2 Chris Sailer *	31	394	157	.715
3 Jenny Levy *	22	324	112	.743
4 Julie Myers *	22	310	143	.684
5 Mande O'Leary *	22	306	100	.754
6 Kerstin Kimel *	23	287	157	.646
Tracy Coyne *	28	287	179	.616
8 Janine Tucker *	24	280	150	.651
9 Kelly Amonte Hiller *	16	277	70	.798
10 Cathy Reese *	14	273	48	.850

#19 CATRIONA BARRY • MIDFIELD

FRESHMAN • NAPA, CALIF.

Year	GP-GS	G	A	P	Shots	Shot%	SOG	SOG%	FPG-FPS	GWG	GB	DC	DSv	TO	CT	F
2018	15-15	9	7	16	30	.300	18	.600	3-9	0	14	46	0	15	14	32
Total	15-15	9	7	16	30	.300	18	.600	3-9	0	14	46	0	15	14	32

BARRY SEASON/CAREER HIGHS:

Goals:	3	at High Point	4/9/18
Assists:	2	3x, last vs. Kennesaw State	3/19/18
Points:	3	2x, last at High Point	4/9/18
Free Position Goals:	2	at High Point	4/9/18
Ground Balls:	2	4x, last vs. Boston College	4/7/18
Draw Controls:	5	at High Point	4/9/18
Caused Turnovers:	2	4x, last vs. Boston College	4/7/18

#12 ELLA BONAFEDE • ATTACK

JUNIOR • BAY SHORE, N.Y.

Year	GP-GS	G	A	P	Shots	Shot%	SOG	SOG%	FPG-FPS	GWG	GB	DC	DSv	TO	CT	F
2016	9-0	4	1	5	7	.571	7	1.000	3-4	0	6	0	0	8	0	1
2017	9-0	2	3	5	5	.400	4	.800	0-2	0	2	1	0	5	0	1
2018	8-0	1	1	2	5	.200	2	.400	1-5	0	4	0	0	3	0	2
Total	26-0	7	5	12	17	.412	13	.765	4-11	0	12	1	0	16	0	4

BONAFEDE CAREER HIGHS:

Goals:	1	7x, last vs. Campbell	2/16/18
Assists:	2	vs. Furman	2/10/17
Points:	2	vs. Furman	2/10/17
Free Position Goals:	1	4x, last vs. Campbell	2/16/18
Ground Balls:	2	4x, last vs. Campbell	2/16/18
Draw Controls:	1	vs. Furman	2/10/17

BONAFEDE SEASON HIGHS:

Goals:	1	vs. Campbell	2/16/18
Assists:	1	vs. Kennesaw State	3/19/18
Points:	1	2x, last vs. Kennesaw State	3/19/18
Free Position Goals:	1	vs. Campbell	2/16/18
Ground Balls:	2	vs. Campbell	2/16/18
Draw Controls:			

#25 GABBE CADOUX • GOALKEEPER

SOPHOMORE • ELLICOTT CITY, MD.

Year	GP-GS	Min	GA	GAA	Svs	Sv%	W	L	Faced	GB	TO	CT	F
2017	11-7	478:43	98	12.28	68	.410	3	5	241	10	1	1	0
2018	14-12	533:19	115	12.94	80	.410	6	5	269	21	1	1	0
Total	25-19	1012:02	213	12.63	148	.410	9	10	510	31	2	2	0

CADOUX CAREER HIGHS:

Fewest Goals Against:	0	vs. Presbyterian	4/17/17
Saves:	11	at Boston College	4/8/17
Ground Balls:	6	vs. Elon	2/11/18
Caused Turnovers:	1	2x, last vs. Boston University	3/4/18

CADOUX SEASON HIGHS:

Fewest Goals Against:	3	vs. Campbell	2/16/18
Saves:	10	4x, last vs. Penn	3/17/18
Ground Balls:	6	vs. Elon	2/11/18
Caused Turnovers:	1	vs. Boston University	3/4/18

#7 CATHERINE CORDREY • MIDFIELD

SOPHOMORE • SUMMIT, N.J.

Year	GP-GS	G	A	P	Shots	Shot%	SOG	SOG%	FPG-FPS	GWG	GB	DC	DSv	TO	CT	F
2017	17-2	29	4	33	55	.527	39	.709	13-18	1	9	6	0	42	6	37
2019	15-0	16	3	19	40	.400	31	.775	4-8	0	8	3	0	7	2	28
Total	32-2	45	7	52	95	.474	70	.737	17-26	1	17	9	0	49	8	65

CORDREY CAREER HIGHS:

Goals:	4	2x, last vs. Presbyterian	4/17/17
Assists:	2	vs. Stanford	2/20/17
Points:	4	4x, last vs. Presbyterian	4/17/17
Free Position Goals:	2	2x, last at High Point	4/9/17
Ground Balls:	3	vs. Northwestern	2/18/18
Draw Controls:	2	at Virginia Tech	2/24/18
Caused Turnovers:	3	vs. Navy	2/12/17

CORDREY SEASON HIGHS:

Goals:	3	at High Point	4/9/18
Assists:	1	3x, last vs. Virginia	3/24/18
Points:	3	2x, last at High Point	4/9/18
Free Position Goals:	2	at High Point	4/9/18
Ground Balls:	3	vs. Northwestern	2/18/18
Draw Controls:	2	at Virginia Tech	2/24/18
Caused Turnovers:	1	2x, last vs. Kennesaw State	3/19/18

#11 KATIE COSGROVE • MIDFIELD

FRESHMAN • CHURCHVILLE, N.Y.

Year	GP-GS	G	A	P	Shots	Shot%	SOG	SOG%	FPG-FPS	GWG	GB	DC	DSv	TO	CT	F
2018	8-0	1	0	1	4	.250	2	.500	0-0	0	1	4	0	2	0	3
Total	8-0	1	0	1	4	.250	2	.500	0-0	0	1	4	0	2	0	3

COSGROVE SEASON/CAREER HIGHS:

Goals:	1	vs. Kennesaw State	3/19/18
Points:	1	vs. Kennesaw State	3/19/18
Ground Balls:	1	vs. Kennesaw State	3/19/18
Draw Controls:	2	vs. Campbell	2/16/18

#18 KATIE CRONIN • MIDFIELD

FRESHMAN • DARIEN, CONN.

Year	GP-GS	G	A	P	Shots	Shot%	SOG	SOG%	FPG-FPS	GWG	GB	DC	DSv	TO	CT	F
2018	15-0	6	0	6	18	.333	13	.722	2-7	0	8	6	0	10	8	15
Total	15-0	6	0	6	18	.333	13	.722	2-7	0	8	6	0	10	8	15

CRONIN SEASON/CAREER HIGHS:

Goals:	3	vs. Boston College	4/7/18
Points:	3	vs. Boston College	4/7/18
Free Position Goals:	1	2x, last vs. Boston College	4/7/18
Ground Balls:	2	3x, last at Notre Dame	4/15/18
Draw Controls:	3	vs. Kennesaw State	3/19/18
Caused Turnovers:	2	2x, last vs. Penn	3/17/18

#23 MADDIE CRUTCHFIELD • MIDFIELD

SENIOR • CONCORD, N.H.

Year	GP-GS	G	A	P	Shots	Shot%	SOG	SOG%	FPG-FPS	GWG	GB	DC	DSv	TO	CT	F
2015	21-17	13	5	18	30	.433	25	.833	5-10	0	22	15	0	12	14	18
2016	20-20	27	20	47	62	.435	51	.823	8-21	1	35	33	0	31	18	31
2017	17-17	32	17	49	72	.444	56	.778	10-25	2	31	33	0	25	15	28
2018	15-15	23	7	30	54	.426	38	.704	4-11	0	19	44	0	19	10	29
Total	73-69	95	49	144	218	.436	170	.780	27-67	3	107	125	0	87	57	106

CRUTCHFIELD CAREER HIGHS:

Goals:	5	2x, last at Northwestern	4/15/17
Assists:	6	vs. Louisville	3/12/16
Points:	9	vs. Louisville	3/12/16
Free Position Goals:	3	at Northwestern	4/15/17
Ground Balls:	5	3x, last vs. Furman	2/10/17
Draw Controls:	7	vs. Virginia Tech	3/4/17
Caused Turnovers:	3	3x, last at Elon	3/29/17

CRUTCHFIELD SEASON HIGHS:

Goals:	4	2x, last at Virginia Tech	2/24/18
Assists:	2	vs. Louisville	3/10/18
Points:	5	2x, last vs. Louisville	3/10/18
Free Position Goals:	1	4x, last at High Point	4/9/18
Ground Balls:	4	vs. Stanford	3/2/18
Draw Controls:	5	3x, last at Syracuse	3/31/18
Caused Turnovers:	2	3x, last at Notre Dame	4/15/18

#26 SAM DeBELLIS • ATTACK

REDSHIRT FRESHMAN • COLD SPRING HARBOR, N.Y.

Year	GP-GS	G	A	P	Shots	Shot%	SOG	SOG%	FPG-FPS	GWG	GB	DC	DSv	TO	CT	F
2017	1-0	1	0	1	1	1.000	1	1.000	1-1	0	2	0	0	1	0	0
2018	0-0	0	0	0	0	.000	0	.000	0-0	0	0	0	0	0	0	0
Total	1-0	1	0	1	1	1.000	1	1.000	1-1	0	2	0	0	1	0	0

DeBELLIS CAREER HIGHS:

Goals:	1	vs. Furman	2/10/17
Points:	1	vs. Furman	2/10/17
Free Position Goals:	1	vs. Furman	2/10/17
Ground Balls:	2	vs. Furman	2/10/17

DeBELLIS SEASON HIGHS:

Goals:			
Points:			
Free Position Goals:			
Ground Balls:			

#3 MADISON DUNK • ATTACK/MIDFIELD

FRESHMAN • DURHAM, N.C.

Year	GP-GS	G	A	P	Shots	Shot%	SOG	SOG%	FPG-FPS	GWG	GB	DC	DSv	TO	CT	F
2018	4-0	0	0	0	1	.000	0	.000	0-0	0	0	0	0	1	0	0
Total	4-0	0	0	0	1	.000	0	.000	0-0	0	0	0	0	1	0	0

#13 GRACE FALLON • ATTACK

SENIOR • MONMOUTH BEACH, N.J.

Year	GP-GS	G	A	P	Shots	Shot%	SOG	SOG%	FPG-FPS	GWG	GB	DC	DSv	TO	CT	F
2015	5-0	1	0	1	7	.143	4	.571	0-0	0	3	0	0	2	0	4
2016	17-15	11	16	27	33	.333	26	.788	1-5	2	15	2	0	17	5	10
2017	17-17	16	16	32	31	.516	24	.774	1-2	0	16	5	0	18	6	9
2018	14-14	11	24	35	34	.324	24	.706	3-8	1	12	0	0	24	9	8
Total	53-46	39	56	95	105	.371	78	.743	5-15	3	46	7	0	66	20	31

FALLON CAREER HIGHS:

Goals:	4	at North Carolina	5/15/16
Assists:	5	at Virginia Tech	2/24/18
Points:	7	at Virginia Tech	2/24/18
Free Position Goals:	2	at Virginia Tech	2/24/18
Ground Balls:	4	vs. Campbell	2/16/18
Draw Controls:	2	vs. Syracuse	4/2/17
Caused Turnovers:	2	vs. Campbell	2/16/18

FALLON SEASON HIGHS:

Goals:	2	3x, last at Virginia Tech	2/24/18
Assists:	5	at Virginia Tech	2/24/18
Points:	7	at Virginia Tech	2/24/18
Free Position Goals:	2	at Virginia Tech	2/24/18
Ground Balls:	4	vs. Campbell	2/16/18
Draw Controls:			
Caused Turnovers:	2	vs. Campbell	2/16/18

#16 ELIZABETH FUCIGNA • DEFENSE

JUNIOR • DARIEN, CONN.

Year	GP-GS	G	A	P	Shots	Shot%	SOG	SOG%	FPG-FPS	GWG	GB	DC	DSv	TO	CT	F
2016	1-0	0	0	0	0	.000	0	.000	0-0	0	0	0	0	0	0	0
2017	2-0	0	0	0	0	.000	0	.000	0-0	0	0	0	0	1	0	0
2018	0-0	0	0	0	0	.000	0	.000	0-0	0	0	0	0	0	0	0
Total	3-0	0	0	0	0	.000	0	.000	0-0	0	0	0	0	1	0	0

#10 KYRA HARNEY • ATTACK

SENIOR • BAY SHORE, N.Y.

Year	GP-GS	G	A	P	Shots	Shot%	SOG	SOG%	FPG-FPS	GWG	GB	DC	DSv	TO	CT	F
2015	21-18	31	15	46	58	.534	41	.707	2-5	3	22	4	0	18	9	26
2016	20-20	51	17	68	93	.548	74	.796	10-28	3	16	10	0	25	13	43
2017	17-16	30	20	50	81	.370	63	.778	5-13	1	16	3	0	27	13	29
2018	15-15	22	19	41	54	.407	37	.685	2-10	1	10	1	0	19	10	32
Total	73-69	134	71	205	286	.469	215	.752	19-56	8	64	18	0	89	45	130

HARNEY CAREER HIGHS:

Goals:	5	at Virginia Tech	3/5/16
Assists:	4	3x, last vs. Kennesaw State	3/19/18
Points:	8	vs. Kennesaw State	3/19/18
Free Position Goals:	2	at Navy	2/12/16
Ground Balls:	4	vs. Notre Dame	3/1/15
Draw Controls:	2	2x, last vs. Loyola	5/13/16
Caused Turnovers:	3	at Columbia	3/16/16

HARNEY SEASON HIGHS:

Goals:	4	2x, last at Syracuse	3/31/18
Assists:	4	vs. Kennesaw State	3/19/18
Points:	8	vs. Kennesaw State	3/19/18
Free Position Goals:	1	vs. Campbell	2/16/18
Ground Balls:	2	4x, last at High Point	4/9/18
Draw Controls:	1	at Syracuse	3/31/18
Caused Turnovers:	2	4x, last at Syracuse	3/31/18

#36 CHASE HENRIQUEZ • GOALKEEPER

FRESHMAN • NORWELL, MASS.

Year	GP-GS	Min	GA	GAA	Svs	Sv%	W	L	Faced	GB	TO	CT	F
2018	3-0	11:55	2	10.07	5	.714	0	0	8	0	0	0	0
Total	3-0	11:55	2	10.07	5	.714	0	0	8	0	0	0	0

HENRIQUEZ SEASON/CAREER HIGHS:

Fewest Goals Against:	0	2x, last at High Point	4/9/18
Saves:	4	vs. Campbell	2/16/18

#1 ORALEE HESPENHEIDE • GOALKEEPER

SENIOR • SHAKOPEE, MINN.

Year	GP-GS	Min	GA	GAA	Svs	Sv%	W	L	Faced	GB	TO	CT	F
2015	2-0	7:13	1	8.31	1	.500	0	0	2	1	0	1	0
2016	0-0	0:00	0	0.00	0	.000	0	0	0	0	0	0	0
2017	1-0	13:02	1	4.60	0	.000	0	0	2	0	0	0	0
2018	0-0	0:00	0	0.00	0	.000	0	0	0	0	0	0	0
Total	3-0	20:15	2	5.93	1	.333	0	0	4	1	0	1	0

HESPENHEIDE CAREER HIGHS:

Fewest Goals Against:	0	at Davidson	March 31, 2015
Saves:	1	vs. William & Mary	Feb. 22, 2015
Ground Balls:	1	vs. William & Mary	Feb. 22, 2015
Caused Turnovers:	1	vs. William & Mary	Feb. 22, 2015

HESPENHEIDE SEASON HIGHS:

Fewest Goals Against:	0	at Davidson	March 31, 2015
Saves:	1	vs. William & Mary	Feb. 22, 2015
Ground Balls:	1	vs. William & Mary	Feb. 22, 2015
Caused Turnovers:	1	vs. William & Mary	Feb. 22, 2015

#30 CALLIE HUMPHREY • DEFENSE

SOPHOMORE • SUMMIT, N.J.

Year	GP-GS	G	A	P	Shots	Shot%	SOG	SOG%	FPG-FPS	GWG	GB	DC	DSv	TO	CT	F
2017	17-12	0	0	0	0	.000	0	.000	0-0	0	19	5	0	7	16	21
2018	15-14	0	0	0	0	.000	0	.000	0-0	0	32	4	0	4	14	16
Total	32-26	0	0	0	0	.000	0	.000	0-0	0	51	9	0	11	30	37

HUMPHREY CAREER HIGHS:

Ground Balls:	4	3x, last at Syracuse	3/31/18
Draw Controls:	2	vs. Virginia	3/24/18
Caused Turnovers:	5	vs. Navy	2/12/17

HUMPHREY SEASON HIGHS:

Ground Balls:	4	3x, last at Syracuse	3/31/18
Draw Controls:	2	vs. Virginia	3/24/18
Caused Turnovers:	2	4x, last at Notre Dame	4/15/18

#14 OLIVIA JENNER • ATTACK

JUNIOR • ANNAPOLIS, MD.

Year	GP-GS	G	A	P	Shots	Shot%	SOG	SOG%	FPG-FPS	GWG	GB	DC	DSv	TO	CT	F
2016	20-19	18	7	25	41	.439	30	.732	3-9	1	15	110	0	20	2	37
2017	17-17	20	8	28	58	.345	41	.707	2-13	0	15	103	0	23	3	44
2018	15-15	30	12	52	62	.484	48	.774	5-11	1	8	127	0	25	10	38
Total	52-51	68	27	95	161	.422	119	.739	10-33	2	38	340	0	68	15	119

JENNER CAREER HIGHS:

Goals:	4	3x, last at North Carolina	4/21/18
Assists:	3	vs. Notre Dame	2/26/17
Points:	7	vs. Notre Dame	2/26/17
Free Position Goals:	1	10x, last at North Carolina	4/21/18
Ground Balls:	3	vs. Louisville	3/10/18
Draw Controls:	15	vs. Louisville	3/10/18
Caused Turnovers:	2	3x, last vs. Virginia	3/24/18

JENNER SEASON HIGHS:

Goals:	4	2x, last at North Carolina	4/21/18
Assists:	2	3x, last at Notre Dame	4/15/18
Points:	5	3x, last at North Carolina	4/21/18
Free Position Goals:	1	5x, last at North Carolina	4/21/18
Ground Balls:	3	vs. Louisville	3/10/18
Draw Controls:	15	vs. Louisville	3/10/18
Caused Turnovers:	2	3x, last vs. Virginia	3/24/18

#20 NATALIE KAHN • DEFENSE

FRESHMAN • MALVERN, PA.

Year	GP-GS	G	A	P	Shots	Shot%	SOG	SOG%	FPG-FPS	GWG	GB	DC	DSv	TO	CT	F
2018	13-7	0	0	0	0	.000	0	.000	0-0	0	3	0	0	2	4	4
Total	13-7	0	0	0	0	.000	0	.000	0-0	0	3	0	0	2	4	4

KAHN SEASON/CAREER HIGHS:

Ground Balls:	1	3x, last at Notre Dame	4/15/18
Caused Turnovers:	1	4x, last at North Carolina	4/21/18

#15 ABBY LANDRY • MIDFIELD

FRESHMAN • HINGHAM, MASS.

Year	GP-GS	G	A	P	Shots	Shot%	SOG	SOG%	FPG-FPS	GWG	GB	DC	DSv	TO	CT	F
2018	15-15	10	0	10	25	.400	17	.680	1-4	1	8	4	0	13	3	9
Total	15-15	10	0	10	25	.400	17	.680	1-4	1	8	4	0	13	3	9

LANDRY SEASON/CAREER HIGHS:

Goals:	3	vs. Kennesaw State	3/19/18
Points:	3	vs. Kennesaw State	3/19/18
Free Position Goals:	1	at Virginia Tech	2/24/18
Ground Balls:	2	2x, last vs. Stanford	3/2/18
Draw Controls:	2	vs. Kennesaw State	3/19/18
Caused Turnovers:	2	vs. Stanford	3/2/18

#12 CHLOË LEWIS • MIDFIELD

JUNIOR • CHAPEL HILL, N.C.

Year	GP-GS	G	A	P	Shots	Shot%	SOG	SOG%	FPG-FPS	GWG	GB	DC	DSv	TO	CT	F
2016	1-0	0	0	0	0	.000	0	.000	0-0	0	0	0	0	1	0	0
2017	3-0	0	0	0	1	.000	1	1.000	0-1	0	1	0	0	2	0	0
2018	5-0	1	0	1	1	1.000	1	1.000	1-1	0	0	1	0	1	1	0
Total	9-0	1	0	1	2	.500	2	1.000	1-2	0	1	1	0	4	1	0

LEWIS CAREER HIGHS:

Goals:	1	vs. Campbell	2/16/18
Points:	1	vs. Campbell	2/16/18
Free Position Goals:	1	vs. Campbell	2/16/18
Ground Balls:	1	vs. Presbyterian	4/17/17
Draw Controls:	1	vs. Kennesaw State	3/19/18
Caused Turnovers:	1	vs. Kennesaw State	3/19/18

LEWIS SEASON HIGHS:

Goals:	1	vs. Campbell	2/16/18
Points:	1	vs. Campbell	2/16/18
Free Position Goals:	1	vs. Campbell	2/16/18
Ground Balls:			
Draw Controls:	1	vs. Kennesaw State	3/19/18
Caused Turnovers:	1	vs. Kennesaw State	3/19/18

#32 JAMIE LOCKWOOD • GOALKEEPER

JUNIOR • RICHMOND, VA.

Year	GP-GS	Min	GA	GAA	Svs	Sv%	W	L	Faced	GB	TO	CT	F
2016	2-0	8:40	3	20.77	0	.000	0	0	3	0	0	0	0
2017	12-10	528:15	92	10.45	70	.432	5	4	221	26	5	7	0
2018	12-3	354:46	73	12.35	51	.411	1	3	171	13	3	0	0
Total	26-13	891:41	168	11.30	121	.419	6	7	395	39	8	7	0

LOCKWOOD CAREER HIGHS:

Fewest Goals Against:	0	vs. Presbyterian	4/17/17
Saves:	13	vs. Virginia	3/24/18
Ground Balls:	8	vs. Navy	2/12/17
Caused Turnovers:	3	at Saint Joseph's	3/16/17

LOCKWOOD SEASON HIGHS:

Fewest Goals Against:	2	2x, last at High Point	4/9/18
Saves:	13	vs. Virginia	3/24/18
Ground Balls:	3	vs. Campbell	2/16/18
Caused Turnovers:			

#34 ELLIE MAJURE • MIDFIELD

JUNIOR • FALLS CHURCH, VA.

Year	GP-GS	G	A	P	Shots	Shot%	SOG	SOG%	FPG-FPS	GWG	GB	DC	DSv	TO	CT	F
2016	16-1	1	0	1	2	.500	1	.500	0-0	0	8	4	0	10	0	3
2017	17-16	17	9	26	35	.486	28	.800	5-7	1	10	11	0	27	6	17
2018	15-1	10	0	10	18	.556	16	.889	4-5	0	3	5	0	11	8	14
Total	48-18	28	9	37	55	.509	45	.819	9-12	1	21	20	0	48	14	34

MAJURE CAREER HIGHS:

Goals:	3	vs. Presbyterian	4/17/17
Assists:	2	vs. Presbyterian	4/17/17
Points:	5	vs. Presbyterian	4/17/17
Free Position Goals:	1	9x, last at High Point	4/9/18
Ground Balls:	2	3x, last at Navy	2/12/17
Draw Controls:	6	at Saint Joseph's	3/16/17
Caused Turnovers:	2	3x, last vs. Boston University	3/4/18

MAJURE SEASON HIGHS:

Goals:	2	vs. Boston University	3/4/18
Assists:			
Points:	2	vs. Boston University	3/4/18
Free Position Goals:	1	3x, last at High Point	4/9/18
Ground Balls:	1	3x, last vs. Boston College	4/7/18
Draw Controls:	1	5x, last vs. Boston College	4/7/18
Caused Turnovers:	2	2x, last vs. Boston University	3/4/18

#27 MARY MARKWORDT • ATTACK

FRESHMAN • MARIETTA, GA.

Year	GP-GS	G	A	P	Shots	Shot%	SOG	SOG%	FPG-FPS	GWG	GB	DC	DSv	TO	CT	F
2018	15-1	6	11	17	9	.667	7	.778	0-0	0	3	1	0	10	1	3
Total	15-1	6	11	17	9	.667	7	.778	0-0	0	3	1	0	10	1	3

MARKWORDT SEASON/CAREER HIGHS:

Goals:	2	vs. Kennesaw State	3/19/18
Assists:	2	2x, last vs. Kennesaw State	3/19/18
Points:	4	vs. Kennesaw State	3/19/18
Ground Balls:	2	at Virginia Tech	2/24/18
Draw Controls:	1	vs. Campell	2/16/18
Caused Turnovers:	1	at Notre Dame	4/15/18

#8 CHARLOTTE NORTH • ATTACK

FRESHMAN • DALLAS, TEXAS

Year	GP-GS	G	A	P	Shots	Shot%	SOG	SOG%	FPG-FPS	GWG	GB	DC	DSv	TO	CT	F
2018	15-15	48	5	53	90	.533	70	.778	7-13	3	13	1	0	14	6	4
Total	15-15	48	5	53	90	.533	70	.778	7-13	3	13	1	0	14	6	4

NORTH SEASON/CAREER HIGHS:

Goals:	8	vs. Louisville	3/10/18
Assists:	2	at Virginia Tech	2/24/18
Points:	9	vs. Louisville	3/10/18
Free Position Goals:	2	vs. Boston University	3/4/18
Ground Balls:	3	2x, last vs. Louisville	3/10/18
Draw Controls:	1	vs. Stanford	3/2/18
Caused Turnovers:	2	vs. Boston University	3/4/18

#21 JACKIE PERRY • DEFENSE

SENIOR • MOUNTAIN LAKES, N.J.

Year	GP-GS	G	A	P	Shots	Shot%	SOG	SOG%	FPG-FPS	GWG	GB	DC	DSv	TO	CT	F
2015	7-0	1	1	2	5	.200	4	.800	0-1	0	1	1	0	2	0	3
2016	5-0	1	0	1	4	.250	3	.750	1-2	0	1	2	0	4	1	1
2017	5-0	0	0	0	2	.000	1	.500	0-1	0	3	2	0	2	0	5
2018	8-2	0	0	0	0	.000	0	.000	0-0	0	3	0	0	3	1	3
Total	25-2	2	1	3	11	.182	8	.727	1-3	0	8	5	0	11	2	12

PERRY CAREER HIGHS:

Goals:	1	2x, last at Navy	2/12/16
Assists:	1	vs. William & Mary	2/22/15
Points:	1	3x, last at Navy	2/12/16
Free Position Goals:	1	at Navy	2/12/16
Ground Balls:	2	vs. Furman	2/10/17
Draw Controls:	2	at Navy	2/12/16
Caused Turnovers:	1	2x, last vs. Louisville	3/10/18

PERRY SEASON HIGHS:

Goals:			
Assists:			
Points:			
Free Position Goals:			
Ground Balls:	1	3x, last vs. Kennesaw State	3/19/18
Draw Controls:			
Caused Turnovers:	1	vs. Louisville	3/10/18

#5 LINDSEY REYNOLDS • MIDFIELD

SOPHOMORE • BOW, N.H.

Year	GP-GS	G	A	P	Shots	Shot%	SOG	SOG%	FPG-FPS	GWG	GB	DC	DSv	TO	CT	F
2017	9-0	1	1	2	4	.250	3	.750	1-2	0	2	1	0	4	1	0
2018	14-0	6	0	6	11	.545	11	1.000	2-3	0	4	7	0	4	0	5
Total	23-0	7	1	8	15	.467	14	.933	3-5	0	6	8	0	8	1	5

REYNOLDS CAREER HIGHS:

Goals:	2	vs. Kennesaw State	3/19/18
Assists:	1	vs. Presbyterian	4/17/17
Points:	2	vs. Kennesaw State	3/19/18
Free Position Goals:	1	3x, last vs. Louisville	3/10/18
Ground Balls:	1	6x, last vs. Boston College	4/7/18
Draw Controls:	3	vs. Boston University	3/4/18
Caused Turnovers:	1	at Virginia	3/25/17

REYNOLDS SEASON HIGHS:

Goals:	2	vs. Kennesaw State	3/19/18
Assists:			
Points:	2	vs. Kennesaw State	3/19/18
Free Position Goals:	1	2x, last vs. Louisville	3/10/18
Ground Balls:	1	4x, last vs. Boston College	4/7/18
Draw Controls:	3	vs. Boston University	3/4/18
Caused Turnovers:			

#4 LEXI RIEU • MIDFIELD

SOPHOMORE • WEST FRIENDSHIP, MD.

Year	GP-GS	G	A	P	Shots	Shot%	SOG	SOG%	FPG-FPS	GWG	GB	DC	DSv	TO	CT	F
2017	4-0	2	0	2	6	.333	5	.833	0-1	0	1	0	0	0	0	1
2018	3-0	1	0	1	1	1.000	1	1.000	0-0	0	0	0	0	1	0	1
Total	7-0	3	0	3	7	.429	6	.857	0-1	0	1	0	0	1	0	2

RIEU CAREER HIGHS:

Goals:	2	vs. Presbyterian	4/17/17
Points:	2	vs. Presbyterian	4/17/17
Ground Balls:	1	vs. Presbyterian	4/17/17

RIEU SEASON HIGHS:

Goals:	1	vs. Campbell	2/16/18
Points:	1	vs. Campbell	2/16/18
Ground Balls:			

#22 ANNE SLUSSER • DEFENSE

SENIOR • EXCELSIOR, MINN.

Year	GP-GS	G	A	P	Shots	Shot%	SOG	SOG%	FPG-FPS	GWG	GB	DC	DSv	TO	CT	F
2015	5-0	0	0	0	0	.000	0	.000	0-0	0	1	0	0	1	1	5
2016	14-2	0	0	0	0	.000	0	.000	0-0	0	6	1	0	5	2	8
2017	16-15	0	0	0	0	.000	0	.000	0-0	0	22	1	0	5	8	30
2018	14-8	0	0	0	0	.000	0	.000	0-0	0	12	3	0	2	9	13
Total	49-25	0	0	0	0	.000	0	.000	0-0	0	41	5	0	13	20	56

SLUSSER CAREER HIGHS:

Ground Balls:	5	vs. Stanford	2/20/17
Draw Controls:	1	5x, last at North Carolina	4/21/18
Caused Turnovers:	3	2x, last vs. Elon	2/11/18

SLUSSER SEASON HIGHS:

Ground Balls:	3	at Syracuse	3/31/18
Draw Controls:	1	3x, last at North Carolina	4/21/18
Caused Turnovers:	3	vs. Elon	2/11/18

#31 MICHELLE STAGGERS • DEFENSE/MIDFIELD

JUNIOR • STAFFORD, VA.

Year	GP-GS	G	A	P	Shots	Shot%	SOG	SOG%	FPG-FPS	GWG	GB	DC	DSv	TO	CT	F
2016	18-17	0	0	0	0	.000	0	.000	0-0	0	10	5	0	6	9	31
2017	13-7	0	0	0	0	.000	0	.000	0-0	0	4	4	0	5	6	17
2018	9-8	0	0	0	0	.000	0	.000	0-0	0	7	2	0	6	3	7
Total	40-32	0	0	0	0	.000	0	.000	0-0	0	21	11	0	17	18	55

STAGGERS CAREER HIGHS:

Ground Balls:	2	3x, last at High Point	4/9/18
Draw Controls:	2	3x, last at Penn	3/18/17
Caused Turnovers:	2	2x, last at Penn	3/18/17

STAGGERS SEASON HIGHS:

Ground Balls:	2	2x, last at High Point	4/9/18
Draw Controls:	1	2x, last at High Point	4/9/18
Caused Turnovers:	1	3x, last at High Point	4/9/18

#24 CHARLOTTE TUCCI • DEFENSE

SOPHOMORE • RYE, N.Y.

Year	GP-GS	G	A	P	Shots	Shot%	SOG	SOG%	FPG-FPS	GWG	GB	DC	DSv	TO	CT	F
2016	1-0	0	0	0	0	.000	0	.000	0-0	0	0	0	0	0	0	0
2017	12-1	0	0	0	0	.000	0	.000	0-0	0	2	3	0	4	4	7
2018	15-14	0	0	0	1	.000	0	.000	0-0	0	18	0	0	6	5	11
Total	28-15	0	0	0	1	.000	0	.000	0-0	0	20	3	0	10	9	18

TUCCI CAREER HIGHS:

Ground Balls:	3	at Syracuse	3/31/18
Draw Controls:	1	3x, last vs. Syracuse	4/2/17
Caused Turnovers:	2	vs. Drexel	2/5/17

TUCCI SEASON HIGHS:

Ground Balls:	3	at Syracuse	3/31/18
Draw Controls:			
Caused Turnovers:	1	5x, last vs. Louisville	3/10/18

#17 GIGI VASILE • DEFENSE

FRESHMAN • WEBSTER, N.Y.

Year	GP-GS	G	A	P	Shots	Shot%	SOG	SOG%	FPG-FPS	GWG	GB	DC	DSv	TO	CT	F
2018	7-6	0	0	0	0	.000	0	.000	0-0	0	3	0	0	0	2	4
Total	7-6	0	0	0	0	.000	0	.000	0-0	0	3	0	0	0	2	4

VASILE SEASON/CAREER HIGHS:

Ground Balls:	2	vs. Kennesaw State	3/19/18
Caused Turnovers:	1	2x, last vs. Boston University	3/4/18

#6 KAT ZEMPOLICH • ATTACK

REDSHIRT JUNIOR • CLIFTON, VA.

Year	GP-GS	G	A	P	Shots	Shot%	SOG	SOG%	FPG-FPS	GWG	GB	DC	DSv	TO	CT	F
2015	3-0	0	0	0	0	.000	0	.000	0-0	0	0	0	0	0	0	0
2016	-	-	-	-	-	-	-	-	-	-	-	-	-	-	-	-
2017	1-0	0	0	0	0	.000	0	.000	0-0	0	0	0	0	0	1	0
2018	4-0	0	0	0	2	.000	1	.500	0-1	0	0	0	0	1	1	0
Total	8-0	0	0	0	2	.000	1	.500	0-1	0	0	0	0	1	2	0

ZEMPOLICH CAREER HIGHS:

Caused Turnovers:	1	2x, last vs. Kennesaw State	3/19/18
-------------------	---	-----------------------------	---------

ZEMPOLICH SEASON HIGHS:

Caused Turnovers:	1	vs. Kennesaw State	3/19/18
-------------------	---	--------------------	---------

2018 Duke Women's Lacrosse
 Duke Combined Team Statistics
 All games (as of Apr 25, 2018)

RECORD:	OVERALL	HOME	AWAY	NEUTRAL
ALL GAMES	7-8	6-4	1-4	0-0
CONFERENCE	2-5	1-2	1-3	0-0
NON-CONFERENCE	5-3	5-2	0-1	0-0

Date	Opponent	Score	Att.
Feb 11	#21 ELON	w 17-9	201
Feb 16	CAMPBELL	w 18-8	205
Feb 18	#11 NORTHWESTERN	w 9-8	607
* Feb 24	at Virginia Tech	L 14-17	496
Mar 02	#25 STANFORD	L 5-15	401
Mar 04	BOSTON UNIVERSITY	w 21-13	522
* Mar 10	LOUISVILLE	w 21-12	421
Mar 17	#11 PENN	L 11-15	432
Mar 19	KENNESAW STATE	w 21-7	349
* Mar 24	#9 VIRGINIA	L 8-12	345
* Mar 31	at #11 Syracuse	w 17-10	947
* Apr 07	#3 BOSTON COLLEGE	L 8-18	376
Apr 09	at #20 High Point	L 12-16	504
* Apr 15	at #21 Notre Dame	L 9-10	165
* Apr 21	at #5 North Carolina	L 10-20	1417

##	PLAYER	GP	G	A	Pts	Sh	Gw	Up	Dn	GB	DC	Dsv	TO	CT
8	Charlotte North	15	48	5	53	90	3	5	0	15	1	0	14	6
14	Olivia Jenner	15	30	12	42	62	1	2	0	8	127	0	25	9
23	Maddie Crutchfield	15	23	7	30	54	0	3	0	20	44	0	19	10
10	Kyra Harney	15	22	19	41	54	1	1	0	10	1	0	19	10
7	Catherine Cordrey	15	16	3	19	40	0	1	0	8	3	0	7	2
13	Grace Fallon	14	11	24	35	34	1	0	0	12	0	0	24	9
15	Abby Landry	15	10	0	10	25	1	0	0	8	5	0	13	3
34	Ellie Majure	15	10	0	10	18	0	2	0	3	5	0	11	7
19	Catriona Barry	15	9	7	16	30	0	0	0	14	46	0	15	14
18	Katie Cronin	15	6	0	6	18	0	0	0	8	6	0	10	8
5	Lindsey Reynolds	14	6	0	6	11	0	1	0	4	7	0	4	0
27	Mary Markwordt	15	6	11	17	9	0	0	0	3	1	0	10	0
12	Chloe Lewis	5	1	0	1	1	0	0	0	0	1	0	1	1
2	Ella Bonafede	8	1	1	2	5	0	0	0	4	0	0	3	0
11	Katie Cosgrove	8	1	0	1	4	0	0	0	1	4	0	2	0
4	Lexi Rieu	3	1	0	1	1	0	0	0	0	0	0	1	0
36	Chase Henriquez	3	0	0	0	0	0	0	0	0	0	0	0	0
32	Jamie Lockwood	12	0	0	0	0	0	0	0	13	0	0	3	0
30	Callie Humphrey	15	0	0	0	0	0	0	0	32	4	0	4	14
25	Gabbe Cadoux	14	0	0	0	0	0	0	0	21	0	0	1	1
24	Charlotte Tucci	15	0	0	0	1	0	0	0	18	0	0	6	5
22	Anne Slusser	14	0	0	0	0	0	0	0	12	3	0	2	9
21	Jackie Perry	8	0	0	0	0	0	0	0	3	0	0	3	1
20	Natalie Kahn	13	0	0	0	0	0	0	0	3	0	0	2	4
17	Gigi Vasile	7	0	0	0	0	0	0	0	3	0	0	0	2
6	Kat Zempolich	4	0	0	0	2	0	0	0	0	0	0	1	1
3	Madison Dunk	5	0	0	0	1	0	0	0	0	0	0	1	0
31	Michelle Staggers	9	0	0	0	0	0	0	0	7	2	0	6	3
Total		15	201	89	290	460	7	15	0	230	260	0	225	120
Opponents		15	190	62	252	448	8	7	1	258	157	0	210	129

TEAM STATISTICS

	DU	OPP
SHOT STATISTICS		
Goals-Shot attempts	201-460	190-448
Goals scored per game	13.40	12.67
Shot pct.	.437	.424
Shots on goal-Attempts	336-460	326-448
SOG pct.	.730	.728
Shots/Game	30.7	29.9
Assists	89	62
Free position Made-Att	39-96	44-88
Free position pct.	.406	.500

MAN-UP OPPORTUNITIES

Goals-Opportunities	15-0	7-0
Conversion Percent	.000	.000

GOAL BREAKDOWN

Total Goals	201	190
Man-up	15	7
Man-down	0	1
Free-position	39	44
Unassisted	112	128
Overtime	0	0
Goals scored average	13.40	12.67

GROUND BALLS	230	258
DRAW CONTROLS	260	157
TURNOVERS	225	210
CAUSED TURNOVERS	120	129
CLEARs	208-248	251-306
Clear Pct.	.839	.820

PENALTIES

Number	0	0
Minutes	0:00	0:00

ATTENDANCE

Total	3859	3529
Dates/Avg Per Date	10/386	5/706
Neutral Site #/Avg	0/0	

##	Goalie	GP	Min.	GA	GAAvg	Save	Pct	W-L-T
36	Chase Henriquez	3	11:55	2	10.07	5	.714	0-0-0
32	Jamie Lockwood	12	354:46	73	12.35	51	.411	1-3-0
25	Gabbe Cadoux	14	533:19	115	12.94	80	.410	6-5-0
Total		15	900:00	190	12.67	136	.417	7-8-0
Opponents		15	900:00	201	13.40	135	.402	8-7-0

Goals by Period	1st	2nd	Total
Duke	114	87	201
Opponents	101	89	190

Saves by Period	1st	2nd	Total
Duke	66	70	136
Opponents	76	59	135

Shots by Period	1st	2nd	Total
Duke	256	204	460
Opponents	232	216	448

Shots on Goal	1st	2nd	Total
Duke	190	146	336
Opponents	167	159	326