

DUKE

WOMEN'S LACROSSE






DUKE BLUE DEVILS • 2018 GAME NOTES

2018 SCHEDULE/RESULTS (7-9, 2-5 ACC)






FEBRUARY (3-1)

#21		W, 17-9 Feb. 11 Durham, N.C.		W, 18-8 Feb. 16 Durham, N.C.	
#11		W, 9-8 Feb. 18 Durham, N.C.	#25		L, 17-14 Feb. 24 Blacksburg, Va.

MARCH (4-3)

#25		L, 15-5 March 2 Durham, N.C.		W, 21-13 March 4 Durham, N.C.	
		W, 21-12 March 10 Durham, N.C.	#11		L, 15-11 March 17 Durham, N.C.
		W, 21-7 March 19 Durham, N.C.	#9		L, 12-8 March 24 Durham, N.C.
#11		W, 17-10 March 31 Syracuse, N.Y.			

APRIL (0-5)

#3		L, 18-8 April 7 Durham, N.C.	#24		L, 16-12 April 9 High Point, N.C.
#21		L, 10-9 April 15 Notre Dame, Ind.	#5		L, 20-10 April 21 Chapel Hill, N.C.
#22		L, 13-12 ACC Quarterfinals April 26 Durham, N.C.			

MAY

	MAY 6 Durham, N.C. ACCNE
--	--------------------------------

ACC STANDINGS

School Name	Conference	Overall
Boston College	7-0	19-1
North Carolina	6-1	15-3
Virginia Tech	5-2	13-6
Virginia	4-3	9-9
Notre Dame	3-4	10-8
Duke	2-5	7-9
Syracuse	1-6	9-9
Louisville	0-7	6-11

THE MATCHUP

DUKE



Record 7-9 (2-5 ACC)
 Ranking (IWLCA/IL/USLM) 25/NR/RV
 Last Game L, 13-12 vs. No. 22 Virginia Tech (4/26)
 Record vs. East Carolina 0-0
 Head Coach Kerstin Kimel
 Career Record 287-158/24th season
 Duke Record 283-150/23rd season

EAST CAROLINA



Record 2-14
 Last Game L, 16-7 at Cincinnati (4/23)
 Head Coach Amanda Barnes
 Career Record 2-14/1st season
 ECU Record same

DUKE BY THE NUMBERS

SETTING THE SCENE

- The Blue Devils celebrate Senior Day against first-year program East Carolina Sunday at Koskinen Stadium.
- Duke will honor seniors Maddie Crutchfield, Grace Fallon, Kyra Harney, Oralee Hespeneheide, Jackie Perry, Anne Slusser and Kat Zempolich following Sunday's 3 p.m. contest.
- The Pirates are led by former Duke assistant coach Amanda Barnes.


BY THE NUMBERS

- 4** – Blue Devils on the 2018 All-ACC Second Team - Maddie Crutchfield, Callie Humphrey, Olivia Jenner and Charlotte North
- 14** – Saves totaled by freshman goalkeeper Chase Henriquez in her first career start against Virginia Tech in the ACC quarterfinals April 26
- 2** – Points needed by senior attacker Grace Fallon to reach 100 for her career, which would make her the 27th player in program history to achieve the milestone
- 2** – Duke's national rank in draw controls per game (17.25) behind the efforts of ACC leader and draw specialist Olivia Jenner
- 49** – Draw controls accumulated by freshman midfielder Catriona Barry to rank third on Duke's freshman chart

TALE OF THE TAPE

	DUKE	ECU
Goals-Shot Attempts	213-487	140-402
Goals/Game	13.31	8.75
Shots/Game	30.4	25.1
SOG Pct.	.731	.701
Assists/Game	5.9	2.6
FPG-FPS	42-102	28-80
Ground Balls/Game	15.4	15.6
Draw Controls/Game	17.3	11.7
Clear Percentage	.840	.802
Caused Turnovers/Game	7.9	6.2
Goals Against Average	12.69	14.58

@DUKEWLAX

 2005 @Tewaaraton Winner, 2x All-American, All-time program leader in career points & goals, 2009 World Champion with Team USA

... and now, @DukeAthletics Hall of Famer
 Congratulations, @kc1eight! (Katie Chrest)

STATISTICAL LEADERS

GOALS

55



#8 CHARLOTTE NORTH

ASSISTS

27



#3 GRACE FALLON

GROUND BALLS

36



#30 CALLIE HUMPHREY

2018 HONORS

ALL-ACC

Maddie Crutchfield	Second Team
Callie Humphrey	Second Team
Olivia Jenner	Second Team
Charlotte North	Second Team

ARTHUR ASHE JR. SPORTS SCHOLAR AWARD

Michelle Staggers	Semifinalist
-------------------	--------------

IWLCA NATIONAL DEFENSIVE PLAYER OF THE WEEK

Callie Humphrey	April 4
-----------------	---------

BRINE/US LACROSSE PLAYER OF THE WEEK

Olivia Jenner	April 2
---------------	---------

ACC PLAYER OF THE WEEK

Callie Humphrey	Defensive, April 3
Charlotte North	Offensive, Feb. 20, March 13
Gabbe Cadoux	Defensive, Feb. 20
Gigi Vasile	Defensive, Feb. 13

IL WOMEN MEDIA MIDSEASON ALL-AMERICANS

Olivia Jenner	Second Team
Charlotte North	Third Team

TEWAARATON AWARD WATCH LIST

Maddie Crutchfield, Olivia Jenner, Charlotte North

TEAM CAPTAINS

Maddie Crutchfield, Grace Fallon, Kyra Harney

DUKE UNIVERSITY

Location	Durham, N.C.
Founded	1838 (as Trinity College)
Enrollment	6,485 undergraduates
Colors	Duke Blue and White
Nickname	Blue Devils
Conference	Atlantic Coast
President	Vincent E. Price
VP/Director of Athletics	Dr. Kevin White
Senior Women's Administrator	Jacki Silar
Stadium	Koskinen Stadium

TEAM INFORMATION

2017 Record	8-9 (1-6 ACC)
2017 ACC Finish	8th
Starters Returning/Lost	8/4
Letterwinners Returning/Lost	22/14
Newcomers	10

PROGRAM HISTORY

All-Time Record	283-150 (.654)
ACC Regular Season Record	54-49 (.524)
NCAA Tournament Appearances (Last)	19 (2016)
NCAA Semifinals	7 ('99, '05, '06, '07, '08, '11, '15)

COACHING STAFF

Head Coach	Kerstin Kimel (Maryland '93)
Associate Head Coach	Lauren Morton (Boston U. '08)
Assistant Coach	Bria Irizarry (Richmond '11)
Volunteer Asst. Coach	Morgan Heisman (JMU '10)

DUKE SPORTS INFORMATION

Sports Information Director	Art Chase
Women's Lacrosse SID	Leslie Gaber
Email	leslie.gaber@duke.edu
Office/Cell Phone	(919) 668-7938 / (614) 519-9872

2018 ROSTER

No.	Name	Year	Position	Height	Hometown (School)
1	Oralee Hespenheide	Sr.	G	5-4	Shakopee, Minn. (Thomas Jefferson)
2	Ella Bonafede	Jr.	A	5-3	Bay Shore, N.Y. (St. Anthony's)
3	Madison Dunk	Fr.	A/M	5-7	Durham, N.C. (Durham Academy)
4	Lexi Rieu	So.	M	5-6	West Friendship, Md. (Our Lady of Good Counsel)
5	Lindsey Reynolds	So.	M	5-5	Bow, N.H. (St. Paul's School)
6	Kat Zempolich	RJr.	A	5-7	Clifton, Va. (Centreville)
7	Catherine Cordrey	So.	M	5-8	Summit, N.J. (Summit)
8	Charlotte North	Fr.	A	5-7	Dallas, Texas (Episcopal School of Dallas)
10	Kyra Harney	Sr.	A	5-6	Bay Shore, N.Y. (Bay Shore)
11	Katie Cosgrove	Fr.	M	5-3	Churchville, N.Y. (Churchville-Chili)
12	Chloë Lewis	Jr.	M	5-7	Chapel Hill, N.C. (Durham Academy)
13	Grace Fallon	Sr.	A	5-11	Monmouth Beach, N.J. (Red Bank Catholic)
14	Olivia Jenner	Jr.	A	5-10	Annapolis, Md. (McDonogh)
15	Abby Landry	Fr.	M	5-10	Hingham, Mass. (Hingham)
16	Elizabeth Fucigna	Jr.	D	5-9	Darien, Conn. (Darien)
17	Gigi Vasile	Fr.	D	5-2	Webster, N.Y. (Webster Thomas)
18	Katie Cronin	Fr.	M	5-8	Darien, Conn. (Darien/Choate Rosemary Hall)
19	Catriona Barry	Fr.	M	5-7	Napa, Calif. (St. Ignatius College Preparatory)
20	Natalie Kahn	Fr.	D	5-8	Malvern, Pa. (Great Valley)
21	Jackie Perry	Sr.	D	5-7	Mountain Lakes, N.J. (Mountain Lakes)
22	Anne Slusser	Sr.	D	5-8	Excelsior, Minn. (The Blake School)
23	Maddie Crutchfield	Sr.	M	5-8	Concord, N.H. (St. Paul's School)
24	Charlotte Tucci	Jr.	D	5-8	Rye, N.Y. (Rye)
25	Gabbe Cadoux	So.	G	5-8	Ellicott City, Md. (McDonogh)
26	Sam DeBellis	RFr.	A	5-8	Cold Spring Harbor, N.Y. (Cold Spring Harbor)
27	Mary Markwordt	Fr.	A	5-4	Marietta, Ga. (Blessed Trinity Catholic)
30	Callie Humphrey	So.	D	5-6	Summit, N.J. (Summit)
31	Michelle Staggers	Jr.	D	5-8	Stafford, Va. (Virginia Episcopal School)
32	Jamie Lockwood	Jr.	G	5-9	Richmond, Va. (Douglas Southall Freeman)
34	Ellie Majure	Jr.	M	5-7	Falls Church, Va. (St. Stephen's & St. Agnes)
36	Chase Henriquez	Fr.	G	5-8	Norwell, Mass. (Norwell)

COACHING STAFF

Head Coach: Kerstin Kimel (Maryland, 1993)
Associate Head Coach: Lauren Morton (Boston University, 2008)
Assistant Coach: Bria Irizarry (Richmond, 2011)
Volunteer Assistant Coach: Morgan Heisman (James Madison, 2010)

PRONUNCIATION GUIDE

Bonafede	bonna-feed-ee	Cadoux	KA-dew
Cordrey	cord-ray	Fucigna	few-sig-na
Kyra	keer-uh	Hespenheide	hess-pin-hide
Markwordt	mark-wart	Rieu	roo
Tucci	too-chee	Vasile	va-seal
Zempolich	zemp-PAW-lick	Kerstin Kimel	KEER-stin KIM-uhl
Irizarry	air-i-zarry		

ROSTER BY CLASS

Seniors (6): Maddie Crutchfield, Grace Fallon, Kyra Harney, Oralee Hespenheide, Jackie Perry, Anne Slusser
Redshirt Junior (1): Kat Zempolich
Juniors (8): Ella Bonafede, Elizabeth Fucigna, Olivia Jenner, Chloë Lewis, Jamie Lockwood, Ellie Majure, Michelle Staggers, Charlotte Tucci
Sophomores (5): Gabbe Cadoux, Catherine Cordrey, Callie Humphrey, Lindsey Reynolds, Lexi Rieu
Redshirt Freshman (1): Sam DeBellis
Freshmen (10): Catriona Barry, Katie Cosgrove, Katie Cronin, Madison Dunk, Chase Henriquez, Natalie Kahn, Abby Landry, Mary Markwordt, Charlotte North, Gigi Vasile

2018 RECORD BREAKDOWN

	<i>Record</i>	<i>Streak</i>
OVERALL	7-9	L5
Home	6-5	L3
Away	1-4	L3
Neutral	0-0	
CONFERENCE	2-6	L4
Home	1-3	L3
Away	1-3	L2
Neutral	0-0	
NON-CONFERENCE	5-3	L1
Home	5-2	W1
Away	0-1	L1
Neutral	0-0	
VS. '17 NCAA TOURNAMENT TEAMS	4-6	L4
Home	3-3	L3
Away	1-3	L3
Neutral	0-0	
VS. TOP-5 OPPONENTS	0-2	L2
Home	0-1	L1
Away	0-1	L1
Neutral	0-0	
VS. TOP-10 OPPONENTS	0-3	L3
Home	0-2	L2
Away	0-1	L1
Neutral	0-0	
VS. TOP-25 OPPONENTS	3-9	L5
Home	2-5	L5
Away	1-4	L3
Neutral	0-0	

Leading at halftime.....	7-0.....	W7
Trailing at halftime.....	0-8.....	L8
In overtime.....	0-0.....	
When Duke scores first.....	5-4.....	L3
When opponent scores first.....	2-5.....	L3
When Duke scores 10+ goals.....	6-5.....	L3
When opponent scores 10+ goals.....	3-9.....	L5
Duke has more shots.....	6-1.....	W4
Opponent has more shots.....	0-8.....	L8
Duke has more draw controls.....	7-7.....	L4
Opponent has more draw controls.....	0-1.....	L1
Largest halftime lead.....	12...2x, last vs. KSU (3/19)	
Largest halftime deficit.....	9.....at UNC (4/21)	
Largest margin of victory.....	14.....vs. KSU (3/19)	
Largest margin of defeat.....	10...3x, last at UNC (4/21)	

DUKE GAME HIGHS

Goals.....	21.....3x, last vs. KSU (3/19)
Assists.....	13.....vs. Kennesaw State (3/19)
Shots.....	48.....vs. Boston University (3/4)
Saves.....	15.....vs. Virginia Tech (4/26)
Ground Balls.....	21.....at Syracuse (3/31)
Draw Controls.....	25.....vs. Louisville (3/10)
Turnovers.....	23.....vs. Virginia (3/24)

DUKE GAME LOWS

Goals.....	5.....vs. Stanford (3/2)
Assists.....	0.....vs. Stanford (3/2)
Shots.....	19.....vs. Boston College (4/7)
Saves.....	5.....vs. Kennesaw State (3/19)
Ground Balls.....	8.....at North Carolina (4/21)
Draw Controls.....	8.....vs. Stanford (3/2)
Turnovers.....	9.....vs. Stanford (3/2)

OPPONENT GAME HIGHS

Goals.....	20.....North Carolina (4/21)
Draw Controls.....	15.....North Carolina (4/21)

SENIOR SEND-OFF

• Duke will honor its seven-member senior class following the conclusion of Sunday's contest at Koskinen Stadium.
 • Maddie Crutchfield, Grace Fallon, Kyra Harney, Oralee Hesperheide, Jackie Perry, Anne Slusser and Kat Zempolich have guided the Blue Devils to a 42-32 record, two appearances in the ACC semifinals and a trip to the NCAA semifinals in 2015.

NORTH BREAKS FRESHMAN POINTS RECORD

• Dallas native Charlotte North turned in seven goals against Virginia Tech in the ACC quarterfinals to push her season points total to 60, surpassing the program's freshman points record. Former Duke standout Katie Chrest held the benchmark previously with 54 points as a rookie in 2003.
 • With her second goal March 31 at Syracuse, North broke the Blue Devils' freshman goals record of 39 previously held by Chrest and Carolyn Davis.
 • North's 55 tallies tie her for the 28th-most in the country to date. Siena Gore (70) of Kennesaw State, Jamie Ortega (58) of North Carolina and Kyla Sears (57) of Princeton are the only freshmen in the nation with more goals this season.
 • The 55 markers also rank North eighth on Duke's single-season chart.

CHREST ERBE SELECTED FOR DUKE ATHLETICS HOF

• Former Blue Devil great Katie Chrest Erbe will be the first member of the Duke women's lacrosse program to be enshrined in the Duke Athletics Hall of Fame as announced last week. She is one of eight enshrinees in the 2018 induction class, joining Elton Brand (basketball), Candy Hanneman (golf), Lindsey Harding (basketball), Bob Harris (broadcaster), Ryan Jackson (baseball), Randy Jones (football & track) and Shelden Williams (basketball).
 • Chrest Erbe's storied career was headlined by winning the 2005 Tewaaraton Trophy. From 2003-06, she helped Duke to a four-year ledger of 61-18 with three ACC regular season championships, one ACC Tournament title and four NCAA Tournament berths including two appearances in the Final Four.
 • Chrest Erbe graduated as the program's all-time leader in goals (216) and points (287).
 • The group will be inducted at the Duke Athletics Hall of Fame ceremony on Sept. 21 in Cameron Indoor Stadium.

FOUR BLUE DEVILS TABBED ALL-ACC

• Duke featured four student-athletes on the 2018 Women's Lacrosse All-ACC teams, as announced last week by the conference office. Senior midfielder Maddie Crutchfield, sophomore defender Callie Humphrey, junior attacker Olivia Jenner and freshman attacker Charlotte North were selected to the all-conference second team following a vote of the league's eight head coaches.
 • Crutchfield garnered All-ACC recognition for the third time in her career while Humphrey, Jenner and North were first-time selections to the all-conference squads.

SCOUTING THE PIRATES

• Under the direction of head coach Amanda Barnes, East Carolina has compiled a 2-14 ledger in its inaugural season. The Pirates are coming off of a 16-7 loss at Cincinnati April 23. Freshman Megan Pallozzi led the way with a hat trick in that contest and ECU picked up a season-high 43 ground balls.
 • Nicole Legar headlines the Pirates' attack with 25 points (22g, 3a) while Pallozzi has recorded 21 points on 21 goals.
 • Morgan Cheripko leads ECU at the draw with 66 draw controls on the year.

• Goalkeepers Abbey Smith (14.37 gaa, .415 sv%) and Christina White (14.89 gaa, .382 sv%) have shared time in the net.
 • Barnes was an assistant on Duke head coach Kerstin Kimel's staff from 2011-16, playing an integral role in helping the Blue Devils make five consecutive NCAA Tournament appearances, including a run to the national semifinals in 2015.

BLUE DEVILS AMONG THE BEST AT THE DRAW

• Duke continues to lead the ACC and ranks second nationally in draw controls per game, entering Sunday's contest averaging 17.25 per outing. The Blue Devils are outdrawing opponents by a 276-168 margin.
 • Duke's lineup features three players with 40 or more draw controls for the first time since the 2007 season, when Caroline Cryer (66), Rachel Sanford (44) and Allie Johnson (40) were all over the mark. The Blue Devils are one of three ACC teams with three players at or over the 45-draw control mark for the year.

NCAA Division I Statistics - Draw Controls Per Game

1.	17.13	Navy
2.	17.25	Duke
3.	16.83	Maryland
4.	16.50	Dartmouth
5.	16.00	Northwestern

ACC Teams Featuring Three Players with 45+ Draw Controls

Duke	Jenner (138), Barry (49), Crutchfield (45)
Virginia	Jackson (94), Mueller (68), Behr (62)
Virginia Tech	McGinley (86), Petty (61), Glatthorn (47)

ONE-GOAL GAMES

• Duke is 1-2 this season in contests decided by one goal following a 13-12 loss to Virginia Tech in the quarterfinals of the ACC Championship.
 • Since 2014, the Blue Devils are 6-8 in one-goal games.

AGAINST RANKED OPPONENTS

• The Blue Devils are 3-9 against ranked opponents this spring and 19-28 against ranked foes since 2015.

JENNER BREAKS SINGLE SEASON DRAWS RECORD

• With 13 draw controls April 9 at No. 24 High Point, junior attacker Olivia Jenner pushed her season total to 115, surpassing her own program single season record of 110 set in 2016. Her 138 draw controls rank fourth among all players nationwide.
 • Jenner topped the 300-draw control mark for her career March 24 against Virginia. She became just the 18th player in NCAA Division I history to reach the 300-draw control milestone. The Annapolis, Md., native also became the Blue Devils' all-time career draw controls leader March 4 against Boston University, surpassing former Blue Devil Emma Hamm (265) for the program record.
 • Jenner's 351 career draw controls rank her fourth among all active Division I players.

Division I Active Career Leaders - Draw Controls

1.	474	Shelby Fredericks, Sr., Northwestern	76 games
2.	413	Katherine Judge, Sr., Winthrop	80
3.	352	Darby Kiernan, Sr., Colorado	74
4.	351	Olivia Jenner, Jr., Duke	53
5.	349	Caroline Queally, Sr., Richmond	72

STATISTICAL LEADERS

POINTS	2018	Career
Charlotte North	60	60
Kyra Harney	43	207
Olivia Jenner	42	95

GOALS	2018	Career
Charlotte North	55	55
Olivia Jenner	30	68
Kyra Harney	24	136
Maddie Crutchfield	24	96

ASSISTS	2018	Career
Grace Fallon	27	59
Kyra Harney	19	71
Mary Markwordt	13	13

GAME-WINNING GOALS	2018	Career
Charlotte North	3	3

FREE POSITION GOALS	2018	Career
Charlotte North	10	10
Olivia Jenner	5	10

GROUND BALLS	2018	Career
Callie Humphrey	36	55
Maddie Crutchfield	22	110
Gabbe Cadoux	21	31

DRAW CONTROLS	2018	Career
Olivia Jenner	138	351
Catrina Barry	49	49
Maddie Crutchfield	45	126

CAUSED TURNOVERS	2018	Career
Callie Humphrey	15	31
Catrina Barry	14	14

SAVES	2018	Career
Gabbe Cadoux	80	148
Jamie Lockwood	52	122
Chase Henriquez	19	19

GOALS AGAINST AVERAGE	2018	Career
Chase Henriquez	11.76	11.76
Jamie Lockwood	12.49	11.37
Gabbe Cadoux	12.94	12.63

SAVE PERCENTAGE	2018	Career
Chase Henriquez	.594	.594
Gabbe Cadoux	.410	.410
Jamie Lockwood	.409	.418

THREE-PLUS GOAL GAMES	2018	Career
Charlotte North	11	11
Olivia Jenner	6	10
Maddie Crutchfield	5	15

MULTIPLE ASSIST GAMES	2018	Career
Kyra Harney	6	17
Grace Fallon	6	14
Olivia Jenner	3	6
Catrina Barry	3	3
Mary Markwordt	3	3

INDIVIDUAL SEASON HIGHS

Points.....9.....Charlotte North vs. Louisville (3/10)
 Goals.....8.....Charlotte North vs. Louisville (3/10)
 Assists.....5..2x, last Grace Fallon at Syracuse (3/31)
 Saves.....14.....Chase Henriquez vs. VT (4/26)
 Ground Balls.....6.....Gabbe Cadoux vs. Elon (2/11)
 Draw Controls....15.....Olivia Jenner vs. Louisville (3/10)
 Caused TO.....3..2x, last Michelle Stagers vs. VT (4/26)

Duke Single Season Record - Draw Controls

1. 138 Olivia Jenner, 2018
2. 110 Olivia Jenner, 2016
3. 103 Olivia Jenner, 2017
4. 89 Emma Hamm, 2012
5. 81 Kerrin Maurer, 2015

DUKE GRINDS THROUGH GRUELING STRETCH

• The Blue Devils faced seven consecutive ranked opponents in a span that began in late March and lasted through April.
 • Duke was 25th in this week's Intercollegiate Women's Lacrosse Coaches Association (IWLCA) Division I Coaches Poll. Ten of the Blue Devils' 2018 opponents were listed in the most recent poll, including four inside the top 10.

Blue Devil Opponents in April 23 IWLCA Poll

3	North Carolina	April 21	L, 20-10
4	Boston College	April 7	L, 18-8
7	Northwestern	Feb. 18	W, 9-8
11	Stanford	March 2	L, 15-5
12	Virginia Tech	Feb. 24/April 26	L, 17-14/L, 13-12
13	Penn	March 17	L, 15-11
16	Virginia	March 24	L, 12-8
17	Syracuse	March 31	W, 17-10
18	High Point	April 9	L, 16-12
20	Notre Dame	April 15	L, 10-9

HARNEY TOPS 200-POINT MARK

• With an assist in the second half of Duke's April 7 contest against No. 3 Boston College, senior attacker Kyra Harney reached the 200-point milestone for her career. She enters the weekend ranked eighth in program history with 207 career points.
 • Harney became just the 10th player in Duke program history to reach the milestone.
 • The 207 points rank Harney 26th among all active Division I players.

Duke Career Record - Points

1. 287 Katie Chrest (216g, 71a), 2003-06
2. 280 Kerrin Maurer (161g, 119a), 2012-15
3. 277 Kristen Waagbo (161g, 116a), 2004-07
4. 250 Caroline Cryer (169g, 81a), 2005-09
5. 247 Carolyn Davis (193g, 54a), 2006-09
6. 236 Tricia Martin (161g, 75a), 1997-00
7. 212 Lindsay Gilbride (159g, 53a), 2007-10
8. 207 Kyra Harney (134g, 71a), 2015-18

STAGGERS A SEMIFINALIST FOR ARTHUR ASHE JR. AWARD

• Junior Michelle Stagers was named a semifinalist for the 2018 Arthur Ashe Jr. Sports Scholar Award, the publication *Diverse: Issues in Higher Education* announced in April. The Stafford, Va., native was one of 40 female and male semifinalists.
 • The prestigious award honors undergraduate students who have excelled in the classroom as well as on the athletic field. Inspired by tennis legend Arthur Ashe, Jr., recipients demonstrate a commitment to community service and student leadership in addition to their athletic ability and academic performance.
 • A three-year starter for the Blue Devils on defense, Stagers has received ACC Academic Honor Roll recognition twice as a cultural anthropology major. She participated in the Rubenstein-Bing Student-Athlete Civic Engagement (ACE) Program and DukeEngage.

BLUE DEVILS PARTNER WITH DUKE CANCER INSTITUTE

• The April 7 contest in Koskinen Stadium marked the Blue Devils' inaugural "It Takes A Team - Duke WLax for DCI" game, celebrating the program's collaboration with the Duke Cancer Institute. The aim of the partnership is to build awareness and raise funds for the organization.
 • The Blue Devils honored six members of the DCI community during halftime of the contest against Boston College.
 • All fundraising efforts will directly benefit the "It Takes A Team - DukeWLax for DCI" fund.

HUMPHREY HAULS IN NATIONAL, ACC RECOGNITION

• Sophomore defender Callie Humphrey was tabbed the Intercollegiate Women's Lacrosse Coaches Association (IWLCA) National Defensive Player of the Week and the ACC Defensive Player of the Week following her performance in Duke's 17-10 win at No. 11 Syracuse March 31. The Summit, N.J., native was recognized with weekly awards for the first time in her career after spearheading a stifling defensive effort that limited the Orange to just the 10 tallies, including only four in the second half.
 • Tasked with marking one of Syracuse's leading scorers, Humphrey held Nicole Levy without a point or shot in the contest and picked up four ground balls to go along with a caused turnover.
 • Junior attacker Olivia Jenner also snagged a national award following the win over the Orange, receiving Brine/US Lacrosse Player of the Week honors April 2.
 • Jenner turned in a four-goal, seven-draw control performance and was one of three Blue Devils to finish with a hat trick. She also gave Duke a 20-9 advantage on the day in draw controls.

HOME SWEET HOME

• Head coach Kerstin Kimel's squad has played 11 of its 16 contests at home in Koskinen Stadium this spring. The 11 home contests included ACC matchups against Louisville, Virginia and Boston College and an ACC quarterfinal tilt against Virginia Tech.
 • The Blue Devils rounded out a six-game home stand spanning nearly a month March 24 against the Cavaliers, going 3-3 in the stretch of home contests.
 • Duke went 4-4 at home last spring and is 71-26 at Koskinen since the 2009 season.

STAGGERS RETURNS TO DUKE D

• After missing the 2017 fall season and the first six contests of the 2018 campaign due to injury, junior defender Michelle Stagers returned to the lineup March 10 against Louisville.
 • A two-year starter on defense, Stagers returns to bolster an already deep defensive lineup that has seen a number of Blue Devils rotate through the starting spots.
 • Stagers, who has notched seven ground balls, two draw controls and three caused turnovers since her return, joins seniors Jackie Perry and Anne Slusser and junior Charlotte Tucci as the upperclassmen among the defensive unit. Tucci has picked up 10 ground balls over the last six games.
 • The returning group also includes sophomore Callie Humphrey, who raked in IWLCA National and ACC Defensive Player of the Week accolades following her performance against No. 11 Syracuse.

FRESHMAN FOCUS

• Freshman midfielder Catrina Barry owns seven goals, one assist, seven ground balls, 18 draw controls and three caused turnovers over the last five games and is tied for second on the squad with 14 caused turnovers on the spring. The Napa, Calif., native is also second on the team with 49 draw controls.

- Rookie attacker Charlotte North has three game-winning goals on the season, including in a 9-8 defeat of No. 11 Northwestern Feb. 18. She also leads the squad with 11 hat tricks following a seven-goal outing against Virginia Tech in the ACC quarterfinals.
- Freshman defender Natalie Kahn has started each of the past five contests and has picked up ground balls in two of her last four outings.
- Rookie midfielder Katie Cronin recorded the first hat trick of her career against No. 3 Boston College (4/7), as did Barry against No. 24 High Point (4/9).

TWO BLUE DEVILS TABBED MIDSEASON ALL-AMERICANS

- Junior Olivia Jenner and freshman Charlotte North were among the players tabbed Midseason All-Americans by IL Women in late March.
- Jenner appeared on the organization's second team while North was a third team choice.

SENIOR TRIO DISHING THE BALL

- Blue Devil senior captains Kyra Harney, Grace Fallon and Maddie Crutchfield have all moved into the top 20 on Duke's career assists chart, with Harney moving into the top 10.
- Fallon dished a team-best five assists at No. 25 Virginia Tech (2/24) and at No. 11 Syracuse (3/31).
- The trio has combined for 53 of Duke's 95 assists this spring (56 percent).

Career Assists

t7.	Kyra Harney	2015-Pr	71
12.	Grace Fallon	2015-Pr	59
17.	Maddie Crutchfield	2015-Pr	49

NORTH ADDED TO TEWAARATON WATCH LIST

- Freshman attacker Charlotte North was added to the 2018 Tewaaraton Award watch list in late March, joining senior midfielder Maddie Crutchfield and junior attacker Olivia Jenner. The list highlights early contenders for the 2018 Tewaaraton Award.
- Duke has featured at least two players on the Tewaaraton Award watch list each year since its inception in 2001. Former Blue Devil Katie Chrest received the prestigious honor following the 2005 season.

VETERAN ATTACK RETURNS IN 2018

- The Blue Devils return six of their seven leading point scorers from a year ago.
- Seniors Maddie Crutchfield (32g, 17a) and Kyra Harney (30g, 20a) lead the way after achieving statistical milestones last spring. Harney became the 17th player in program history to reach 100 career goals while Crutchfield became the 26th player in Duke history to reach the 100-point mark for her career.
- Catherine Cordrey found a home among the Blue Devil attack last year, tying for seventh on the program's freshman chart with 28 goals.
- Duke also welcomes back Olivia Jenner (20g, 8a), Ellie Majure (17g, 9a) and Grace Fallon (16g, 16a) - all starters from a season ago.

IRIZARRY JOINS DUKE COACHING STAFF

- Bria Irizarry joined the Blue Devil coaching staff in August after spending the past three seasons as the top assistant at Army West Point alongside head coach Kristen Waagbo - a former Blue Devil standout and assistant coach.
- Irizarry oversees Duke's defensive personnel, which includes returners Anne Slusser, Michelle Staggers, Callie Humphrey and Charlotte Tucci.

- A 2011 graduate of Richmond, Irizarry has also previously coached at George Washington and at her alma mater.

BLUE DEVILS WELCOME CLASS OF 2021

- Head coach Kerstin Kimel bolstered the roster with the addition of 10 student-athletes for the 2018 campaign.
- Three members of the freshman class competed in the 12th annual Under Armour All-America Lacrosse Game over the summer - Catriona Barry, Katie Cosgrove and game MVP Charlotte North.

SENIOR DUO SELECTED IN UWLX COLLEGE DRAFT

- Blue Devil seniors Maddie Crutchfield and Kyra Harney were among more than 60 female athletes chosen in November's United Women's Lacrosse League 2018 College Draft.
- Crutchfield was selected 12th overall by the Long Island Sound while Harney was the 40th player drafted and was chosen by the Baltimore Ride.

IWLCA COACHES POLL

As of April 30

	School Name	Record	Previous Rank
1	Stony Brook (24)	17-0	1
2	Maryland (1)	16-1	3
3	North Carolina	15-3	5
4	Boston College	19-1	2
5	James Madison	16-1	4
6	Florida	14-3	6
7	Northwestern	13-4	7
8	Towson	14-3	8
9	Loyola (MD)	14-3	9
10	Navy (USNA)	14-3	11
11	Stanford	15-4	13
12	Virginia Tech	13-6	12
13	Penn	12-3	10
14	Colorado	13-5	14
15	Princeton	10-5	18
16	Virginia	9-9	15
17	Syracuse	9-9	17
18	High Point	15-2	19
19	Penn State	9-8	16
20	Notre Dame	10-9	23
21	Southern California	10-8	20
22	Georgetown	12-5	24
23	Johns Hopkins	10-7	25
24	Dartmouth	11-4	21
25	Duke	7-9	22

INSIDE LACROSSE MEDIA POLL

As of April 30

	School Name	Record	Previous
1	Stony Brook (23)	17-0	1
2	Maryland	16-1	3
3	North Carolina	15-3	5
4	Boston College	19-1	2
5	James Madison	16-1	4
6	Northwestern	13-4	7
7	Towson	14-3	6
8	Loyola	14-3	8
9	Florida	14-3	9
10	Navy	14-3	11
11	Stanford	15-4	14
12	Virginia Tech	13-6	12
13	Princeton	10-5	18
14	Penn	12-3	10
15	Colorado	13-5	13
16	High Point	15-2	17
17	Georgetown	12-5	21
18	Notre Dame	10-9	23
19	Syracuse	9-9	19
20	Denver	11-5	22

RV: Johns Hopkins, Dartmouth, Virginia, Penn State, USC, Cornell, Lehigh, Jacksonville

WEEK-BY-WEEK RANKINGS

Date	IWLCA	IL Women	US Lax Mag
Preseason	20	19	19
Feb. 12	--	18	19
Feb. 19	13	10	12
Feb. 26	16	14	16
March 5	21	RV	RV
March 12	20	19	RV
March 19	20	19	RV
March 26	20	20	RV
April 2	15	16	16
April 9	18	19	14
April 16	22	RV	RV
April 23	22	NR	RV
April 30	25	NR	RV

NCAA STATISTICAL RANKINGS

As of May 3

TEAM	Value	ACC	NCAA
Category			
Goals/Game	13.31	5	38
Assists/Game	5.94	4	33
Points/Game	19.25	4	34
Free Position Pct.	.412	6	57
Ground Balls/Game	15.31	8	102
Draw Controls/Game	17.25	1	2
Caused Turnovers/Game	8.06	6	78
Goals Against Average	12.69	6	72
Saves Percentage	.427	5	67
Scoring Margin	0.63	6	54

INDIVIDUAL

Category	Value	Team	ACC	NCAA
Draw Controls/Game	3.06	2	14	150

Category	Value	Team	ACC	NCAA
Assists/Game	1.80	1	3	41

Category	Value	Team	ACC	NCAA
Assists/Game	1.19	2	8	103

Category	Value	Team	ACC	NCAA
Ground Balls/Game	2.25	1	10	112

Category	Value	Team	ACC	NCAA
Draw Controls/Game	8.63	1	1	3
Shot Pct.	.484	2	13	112

Category	Value	Team	ACC	NCAA
FPG/Game	0.63	1	10	115
Free Position Pct.	.588	1	4	30
Goals/Game	3.44	1	2	20
Points/Game	3.75	1	6	63
Shot Pct.	.556	1	3	24

PREVIOUS GAME'S STARTING LINEUP

POS.	NO.	YR.	NAME	G-A-P	GB-DC-CT	NOTES
A	8	Fr.	Charlotte North	55-5-60	15-1-6	Owens Duke's freshman points, goals records
A	10	Sr.	Kyra Harney	24-19-43	10-1-10	2g vs. VT in #ACCWLAX quarterfinals
A	13	Sr.	Grace Fallon	11-27-38	12-0-9	Owens 98 career points
A	14	Jr.	Olivia Jenner	30-12-42	9-138-9	6th double-digit dc game of season vs. VT
M	15	Fr.	Abby Landry	11-0-11	9-5-3	1st career hat trick vs. KSU
M	19	Fr.	Catriona Barry	10-7-17	16-49-14	Ranks 3rd on Duke's freshman dc list
M	23	Sr.	Maddie Crutchfield	24-7-31	22-45-10	Approaching 100-goal mark for career (96)
D	20	Fr.	Natalie Kahn	0-0-0	3-0-5	Owens 8 starts on defense
D	24	Jr.	Charlotte Tucci	0-0-0	18-0-6	10gb in last 7 games
D	30	Jr.	Callie Humphrey	0-0-0	36-4-15	Team leader in gb, cto
D	31	Jr.	Michelle Staggers	0-0-0	7-2-6	Career-high 3cto vs. Hokies
GK	36	Fr.	Chase Henriquez	0-0-0	3-0-0	Made 14 saves in 1st career start

DUKE RECORD BOOKS

CAREER RECORDS:

POINTS

8.	Kyra Harney	2015-Pr	207
21.	Maddie Crutchfield	2015-Pr	145
t27.	Grace Fallon	2015-Pr	98
29.	Olivia Jenner	2016-Pr	95

GOALS

12.	Kyra Harney	2015-Pr	136
19.	Maddie Crutchfield	2015-Pr	96
27.	Olivia Jenner	2016-Pr	68

ASSISTS

t7.	Kyra Harney	2015-Pr	71
12.	Grace Fallon	2015-Pr	59
17.	Maddie Crutchfield	2015-Pr	49
26.	Olivia Jenner	2016-Pr	27

GROUND BALLS

25.	Maddie Crutchfield	2015-Pr	110
-----	--------------------	---------	-----

DRAW CONTROLS

1.	Olivia Jenner	2016-Pr	351
9.	Maddie Crutchfield	2015-Pr	126

CAUSED TURNOVERS

19.	Maddie Crutchfield	2015-Pr	57
t30.	Kyra Harney	2015-Pr	45

GAME-WINNING GOALS

7.	Kyra Harney	2015-Pr	8
----	-------------	---------	---

FREE POSITION GOALS

4.	Maddie Crutchfield	2015-Pr	27
t14.	Kyra Harney	2015-Pr	19
t17.	Catherine Cordrey	2017-Pr	17
t25.	Olivia Jenner	2016-Pr	10
	Charlotte North	2018-Pr	10

SAVES

7.	Gabbe Cadoux	2017-Pr	148
8.	Jamie Lockwood	2016-Pr	122
14.	Chase Henriquez	2018-Pr	19

SAVE PERCENTAGE

12.	Jamie Lockwood	2016-Pr	.418
13.	Gabbe Cadoux	2017-Pr	.410

GOALS AGAINST AVERAGE

15.	Jamie Lockwood	2016-Pr	11.37
17.	Gabbe Cadoux	2017-Pr	12.63

SINGLE SEASON RECORDS:

POINTS

24.	Charlotte North	60
-----	-----------------	----

GOALS

8.	Charlotte North	55
----	-----------------	----

ASSISTS

12.	Grace Fallon	27
-----	--------------	----

DRAW CONTROLS

1.	Olivia Jenner	138
----	---------------	-----

FRESHMAN RECORDS:

POINTS

1.	Charlotte North	60
----	-----------------	----

GOALS

1.	Charlotte North	55
----	-----------------	----

ASSISTS

t11.	Mary Markwordt	11
------	----------------	----

DRAW CONTROLS

3.	Catriona Barry	49
----	----------------	----

KERSTIN KIMEL

HEAD COACH • 23RD SEASON AT DUKE
MARYLAND, 1993



The only head coach in Duke women's lacrosse history, Kerstin Kimel has led the program from its inception in 1996, molding the Blue Devils into one of the nation's elite teams.

In Kimel's 22 seasons at the helm of Duke women's lacrosse, she has guided the Blue Devils to seven national semifinals, four ACC regular season titles, an ACC Tournament Championship and 19 NCAA Tournament appearances.

A five-time ACC Coach of the Year, Kimel has overseen 59 All-America selections, 82 all-region honorees and 74 All-ACC picks. Six of her former players have competed on the U.S. National Team, representing the United States at the 2009, 2013 and 2017 World Cups. The Blue Devils have achieved equal success in the classroom during Kimel's tenure, collecting 59 IWFLCA Academic Honor Roll accolades since 1997.

Kimel registered her 250th career victory Feb. 22, 2015 in a win over William & Mary. She is one of just eight active Division I coaches with 280 or more wins.

Kimel was honored with an IWFLCA Service Award in November, 2016 for her work as co-chair of the NCAA Division I Legislation Committee to slow down early recruiting within the sport. She was presented with the IWFLCA's highest award, the Diane Geppi-Aikens Memorial Award, in November, 2015.

Duke returned to the NCAA semifinals to punctuate an outstanding 16-5 campaign in 2015. Led by a veteran group of eight seniors, the Blue Devils concluded the season ranked fourth in the final national poll. Attacker Kerrin Maurer became Duke's career assist leader and garnered first team All-America recognition from the IWFLCA. Goalkeeper Kelsey Duryea headlined the Blue Devils' three All-America selections in 2016, and concluded an outstanding career as one of just three goalkeepers in ACC history to top 600 saves for her career. She ranked among the nation's leaders in save percentage while anchoring Duke to an 11-9 ledger and a trip to the NCAA second round.

The Blue Devils recorded 14 or more wins four times from 2009 to 2014, advancing to the national quarterfinals on five occasions and the semifinals in 2011. Under Kimel's watch, Duke produced 13 All-America selections during that time, while Emma Hamm (2011) and Carolyn Davis (2009) were named finalists for the Tewaaraton Trophy. Led by Davis and Caroline Cryer, the 2009 squad rewrote the program's offensive record book, totaling team highs in goals scored (313), assists (150) and points (463). In 2013, Duryea became the first goalkeeper in program history to receive All-America recognition as a rookie, rounding out the season ranked top-10 nationally in save percentage and saves per game. A two-time first team All-American on defense, Taylor Virden wrapped up her senior campaign (2014) ranked second in program history in career draw controls.

From 2004 to 2008, Duke put together one of the most successful stretches in program history, advancing to four consecutive national semifinals from 2005 to 2008 and earning at least a share of four-straight ACC regular season titles from 2004 to 2007. During that span, the Blue Devils placed 21 players on both All-America and all-region lists, in addition to posting three Tewaaraton finalists. Kimel led Duke to a 13-8 overall record and the Blue Devils' fourth-straight NCAA semifinal appearance in 2008, earning womenslax.com Coach of the Year honors for her efforts.

Led by Tewaaraton Trophy recipient and two-time ACC Player of the Year Katie Chrest, the 2005 and 2006 Duke squads combined for a 35-7 overall record, including a program-best 18 victories in 2006, a 7-2 mark in the ACC and two conference regular season titles. After seven consecutive NCAA Tournaments bids, the 2005 installment earned a trip to the national semifinals for the second time in program history to ignite Duke's string of four straight appearances.

From 2000 to 2002, the Blue Devils advanced to three consecutive NCAA Tournament quarterfinals, and in 2001, made the program's first ACC Championship game. However, success did not always come easy, as Duke's 12th women's varsity program began its inaugural season in 1996 with four-straight losses before earning the Devils' first win -- a 10-6 victory over UMBC on March 18, 1996. The Blue Devils would finish the season at 3-12, marking the first and only year Duke women's lacrosse has posted a losing record. Duke began its rapid ascension the following season, recording an 8-8 mark before breaking through in 1998 with the program's first NCAA Tournament bid. The 1999 season took Duke to new heights as the Blue Devils achieved the program's first trip to the NCAA semifinals.

Prior to her arrival at Duke, Kimel was the head coach at Davidson College, leading the newly-created Wildcats program to a 4-8 record in 1994 as one of the nation's youngest head coaches in her first and only season at Davidson.

Kimel was no stranger to NCAA Division I women's lacrosse before her time at Davidson, having played at the University of Maryland from 1990-93. During her career, she led the Terrapins to four consecutive national semifinal appearances and the 1992 NCAA National Championship. The Havertown, Pa., native was a two-time All-America selection and the 1993 NCAA National Defensive Player of the Year, appearing in Sports Illustrated's "Faces in the Crowd." Kimel graduated from Maryland in 1993 with a bachelor's degree in speech communications.

Most recently, Kimel served as Co-Chair of the IWFLCA Recruiting Issues Committee from 2014-16 and is currently the Chair of the IWFLCA Division I Legislative Committee.

KIMEL YEAR-BY-YEAR

Year	School	Overall Record	Conference Record
1994	Davidson	4-8	--
1996	Duke	3-12	--
1997	Duke	8-8	0-3 (4th)
1998	Duke	10-7	1-2 (3rd)
1999	Duke	13-5	1-2 (3rd)
2000	Duke	11-6	1-2 (3rd)
2001	Duke	15-4	2-1 (2nd)
2002	Duke	10-8	1-2 (3rd)
2003	Duke	13-5	2-1 (2nd)
2004	Duke	13-6	3-0 (1st)
2005	Duke	17-4	3-1 (1st)
2006	Duke	18-3	4-1 (1st)
2007	Duke	16-4	4-1 (1st)
2008	Duke	13-8	3-2 (3rd)
2009	Duke	15-6	3-2 (3rd)
2010	Duke	14-6	2-3 (4th)
2011	Duke	15-5	4-1 (2nd)
2012	Duke	12-7	3-2 (2nd)
2013	Duke	14-6	2-3 (4th)
2014	Duke	11-8	3-4 (5th)
2015	Duke	16-5	5-2 (2nd)
2016	Duke	11-9	4-3 (4th)
2017	Duke	8-9	1-6 (8th)
2018	Duke	7-9	2-5
Totals	23 seasons	287-158	--
Davidson	1 season	4-8	--
Duke	22 seasons	283-150	54-49

KIMEL VS. ALL OPPONENTS

School	Duke W-L	Total W-L	School	Duke W-L	Total W-L
American	-	0-1	Louisville	5-1	5-1
Boston Coll.	14-3	14-3	Loyola	2-2	2-2
Boston U.	3-0	3-0	Lynchburg	-	0-1
Brown	2-0	2-0	Maryland	9-19	9-19
Bucknell	1-0	1-0	Navy	5-0	5-0
California	1-0	1-0	N. Carolina	14-23	14-23
Campbell	2-0	2-0	Northwestern	4-14	4-14
Canisius	1-0	1-0	Notre Dame	11-6	11-6
Colgate	0-1	0-1	Ohio St	3-1	3-1
Columbia	1-0	1-0	Penn	5-5	5-5
Dartmouth	12-6	12-6	Presbyterian	2-0	2-0
Davidson	13-0	13-0	Princeton	10-8	10-8
Denver	6-0	6-0	R. Macon	-	0-1
Drexel	1-0	1-0	Richmond	13-1	13-1
Duquesne	3-0	3-0	Roanoke Coll.	-	0-1
Elon	4-1	4-1	Saint Joseph's	2-0	2-1
Florida	1-0	1-0	Saint Mary's	1-0	1-0
Furman	1-0	1-0	Southern Cal	1-1	1-1
George Mason	2-1	2-2	Stanford	8-1	8-1
Georgetown	15-9	15-9	Stony Brook	1-0	1-0
Greensboro Col.	-	2-0	Syracuse	2-4	2-4
Guilford Coll.	-	1-0	Temple	1-1	1-1
High Point	2-1	2-1	Towson	2-2	2-2
Hofstra	3-0	3-0	UMBC	3-0	3-0
Holy Cross	1-0	1-0	Vanderbilt	16-4	16-4
Jacksonville	2-0	2-0	Vermont	1-0	1-0
James Madison	5-1	5-1	Villanova	2-0	2-0
Johns Hopkins	7-1	7-1	Virginia	14-24	14-24
Kennesaw State	1-0	1-0	Virginia Tech	19-3	19-3
Lehigh	1-1	1-1	W&M	16-3	16-3
LeMoyné	1-0	1-0	Yale	2-2	2-2
Longwood	2-0	3-0			

NCAA DIVISION I ALL-TIME WINS

Name	Yrs	W	L	Pct.
1 Cindy Timchal *	35	505	132	.793
2 Chris Sailer *	31	396	157	.716
3 Jenny Levy *	22	327	112	.745
4 Julie Myers *	22	310	144	.683
5 Mande O'Leary *	22	307	100	.754
6 Kerstin Kimel *	23	287	158	.645
Tracy Coyne *	28	287	180	.615
8 Janine Tucker *	24	281	151	.650
9 Kelly Amonte Hiller *	16	277	71	.796
10 Cathy Reese *	14	274	48	.851

#19 CATRIONA BARRY • MIDFIELD

FRESHMAN • NAPA, CALIF.

Year	GP-GS	G	A	P	Shots	Shot%	SOG	SOG%	FPG-FPS	GWG	GB	DC	DSv	TO	CT	F
2018	16-16	10	7	17	31	.323	19	.613	3-9	0	16	49	0	15	14	34
Total	16-16	10	7	17	31	.323	19	.613	3-9	0	16	49	0	15	14	34

BARRY SEASON/CAREER HIGHS:

Goals:	3	at High Point	4/9/18
Assists:	2	3x, last vs. Kennesaw State	3/19/18
Points:	3	2x, last at High Point	4/9/18
Free Position Goals:	2	at High Point	4/9/18
Ground Balls:	2	5x, last vs. Virginia Tech	4/26/18
Draw Controls:	5	at High Point	4/9/18
Caused Turnovers:	2	4x, last vs. Boston College	4/7/18

#12 ELLA BONAFEDE • ATTACK

JUNIOR • BAY SHORE, N.Y.

Year	GP-GS	G	A	P	Shots	Shot%	SOG	SOG%	FPG-FPS	GWG	GB	DC	DSv	TO	CT	F
2016	9-0	4	1	5	7	.571	7	1.000	3-4	0	6	0	0	8	0	1
2017	9-0	2	3	5	5	.400	4	.800	0-2	0	2	1	0	5	0	1
2018	8-0	1	1	2	5	.200	2	.400	1-5	0	4	0	0	3	0	2
Total	26-0	7	5	12	17	.412	13	.765	4-11	0	12	1	0	16	0	4

BONAFEDE CAREER HIGHS:

Goals:	1	7x, last vs. Campbell	2/16/18
Assists:	2	vs. Furman	2/10/17
Points:	2	vs. Furman	2/10/17
Free Position Goals:	1	4x, last vs. Campbell	2/16/18
Ground Balls:	2	4x, last vs. Campbell	2/16/18
Draw Controls:	1	vs. Furman	2/10/17

BONAFEDE SEASON HIGHS:

Goals:	1	vs. Campbell	2/16/18
Assists:	1	vs. Kennesaw State	3/19/18
Points:	1	2x, last vs. Kennesaw State	3/19/18
Free Position Goals:	1	vs. Campbell	2/16/18
Ground Balls:	2	vs. Campbell	2/16/18
Draw Controls:			

#25 GABBE CADOUX • GOALKEEPER

SOPHOMORE • ELLICOTT CITY, MD.

Year	GP-GS	Min	GA	GAA	Svs	Sv%	W	L	Faced	GB	TO	CT	F
2017	11-7	478:43	98	12.28	68	.410	3	5	241	10	1	1	0
2018	14-12	533:19	115	12.94	80	.410	6	5	269	21	1	1	0
Total	25-19	1012:02	213	12.63	148	.410	9	10	510	31	2	2	0

CADOUX CAREER HIGHS:

Fewest Goals Against:	0	vs. Presbyterian	4/17/17
Saves:	11	at Boston College	4/8/17
Ground Balls:	6	vs. Elon	2/11/18
Caused Turnovers:	1	2x, last vs. Boston University	3/4/18

CADOUX SEASON HIGHS:

Fewest Goals Against:	3	vs. Campbell	2/16/18
Saves:	10	4x, last vs. Penn	3/17/18
Ground Balls:	6	vs. Elon	2/11/18
Caused Turnovers:	1	vs. Boston University	3/4/18

#7 CATHERINE CORDREY • MIDFIELD

SOPHOMORE • SUMMIT, N.J.

Year	GP-GS	G	A	P	Shots	Shot%	SOG	SOG%	FPG-FPS	GWG	GB	DC	DSv	TO	CT	F
2017	17-2	29	4	33	55	.527	39	.709	13-18	1	9	6	0	42	6	37
2019	16-0	16	3	19	41	.390	32	.780	4-9	0	8	3	0	9	2	33
Total	33-2	45	7	52	96	.469	71	.740	17-27	1	17	9	0	51	8	70

CORDREY CAREER HIGHS:

Goals:	4	2x, last vs. Presbyterian	4/17/17
Assists:	2	vs. Stanford	2/20/17
Points:	4	4x, last vs. Presbyterian	4/17/17
Free Position Goals:	2	2x, last at High Point	4/9/17
Ground Balls:	3	vs. Northwestern	2/18/18
Draw Controls:	2	at Virginia Tech	2/24/18
Caused Turnovers:	3	vs. Navy	2/12/17

CORDREY SEASON HIGHS:

Goals:	3	at High Point	4/9/18
Assists:	1	3x, last vs. Virginia	3/24/18
Points:	3	2x, last at High Point	4/9/18
Free Position Goals:	2	at High Point	4/9/18
Ground Balls:	3	vs. Northwestern	2/18/18
Draw Controls:	2	at Virginia Tech	2/24/18
Caused Turnovers:	1	2x, last vs. Kennesaw State	3/19/18

#11 KATIE COSGROVE • MIDFIELD

FRESHMAN • CHURCHVILLE, N.Y.

Year	GP-GS	G	A	P	Shots	Shot%	SOG	SOG%	FPG-FPS	GWG	GB	DC	DSv	TO	CT	F
2018	8-0	1	0	1	4	.250	2	.500	0-0	0	1	4	0	2	0	3
Total	8-0	1	0	1	4	.250	2	.500	0-0	0	1	4	0	2	0	3

COSGROVE SEASON/CAREER HIGHS:

Goals:	1	vs. Kennesaw State	3/19/18
Points:	1	vs. Kennesaw State	3/19/18
Ground Balls:	1	vs. Kennesaw State	3/19/18
Draw Controls:	2	vs. Campbell	2/16/18

#18 KATIE CRONIN • MIDFIELD

FRESHMAN • DARIEN, CONN.

Year	GP-GS	G	A	P	Shots	Shot%	SOG	SOG%	FPG-FPS	GWG	GB	DC	DSv	TO	CT	F
2018	16-0	6	1	7	18	.333	13	.722	2-7	0	9	6	0	10	9	16
Total	16-0	6	1	7	18	.333	13	.722	2-7	0	9	6	0	10	9	16

CRONIN SEASON/CAREER HIGHS:

Goals:	3	vs. Boston College	4/7/18
Assists:	1	vs. Virginia Tech	4/26/18
Points:	3	vs. Boston College	4/7/18
Free Position Goals:	1	2x, last vs. Boston College	4/7/18
Ground Balls:	2	3x, last at Notre Dame	4/15/18
Draw Controls:	3	vs. Kennesaw State	3/19/18
Caused Turnovers:	2	2x, last vs. Penn	3/17/18

#23 MADDIE CRUTCHFIELD • MIDFIELD

SENIOR • CONCORD, N.H.

Year	GP-GS	G	A	P	Shots	Shot%	SOG	SOG%	FPG-FPS	GWG	GB	DC	DSv	TO	CT	F
2015	21-17	13	5	18	30	.433	25	.833	5-10	0	22	15	0	12	14	18
2016	20-20	27	20	47	62	.435	51	.823	8-21	1	35	33	0	31	18	31
2017	17-17	32	17	49	72	.444	56	.778	10-25	2	31	33	0	25	15	28
2018	16-16	24	7	31	56	.429	39	.696	4-11	0	21	45	0	21	10	31
Total	74-70	96	49	145	220	.436	171	.777	27-67	3	109	126	0	89	57	108

CRUTCHFIELD CAREER HIGHS:

Goals:	5	2x, last at Northwestern	4/15/17
Assists:	6	vs. Louisville	3/12/16
Points:	9	vs. Louisville	3/12/16
Free Position Goals:	3	at Northwestern	4/15/17
Ground Balls:	5	3x, last vs. Furman	2/10/17
Draw Controls:	7	vs. Virginia Tech	3/4/17
Caused Turnovers:	3	3x, last at Elon	3/29/17

CRUTCHFIELD SEASON HIGHS:

Goals:	4	2x, last at Virginia Tech	2/24/18
Assists:	2	vs. Louisville	3/10/18
Points:	5	2x, last vs. Louisville	3/10/18
Free Position Goals:	1	4x, last at High Point	4/9/18
Ground Balls:	4	vs. Stanford	3/2/18
Draw Controls:	5	3x, last at Syracuse	3/31/18
Caused Turnovers:	2	3x, last at Notre Dame	4/15/18

#26 SAM DeBELLIS • ATTACK

REDSHIRT FRESHMAN • COLD SPRING HARBOR, N.Y.

Year	GP-GS	G	A	P	Shots	Shot%	SOG	SOG%	FPG-FPS	GWG	GB	DC	DSv	TO	CT	F
2017	1-0	1	0	1	1	1.000	1	1.000	1-1	0	2	0	0	1	0	0
2018	0-0	0	0	0	0	.000	0	.000	0-0	0	0	0	0	0	0	0
Total	1-0	1	0	1	1	1.000	1	1.000	1-1	0	2	0	0	1	0	0

DeBELLIS CAREER HIGHS:

Goals:	1	vs. Furman	2/10/17
Points:	1	vs. Furman	2/10/17
Free Position Goals:	1	vs. Furman	2/10/17
Ground Balls:	2	vs. Furman	2/10/17

DeBELLIS SEASON HIGHS:

Goals:			
Points:			
Free Position Goals:			
Ground Balls:			

#3 MADISON DUNK • ATTACK/MIDFIELD

FRESHMAN • DURHAM, N.C.

Year	GP-GS	G	A	P	Shots	Shot%	SOG	SOG%	FPG-FPS	GWG	GB	DC	DSv	TO	CT	F
2018	4-0	0	0	0	1	.000	0	.000	0-0	0	0	0	0	1	0	0
Total	4-0	0	0	0	1	.000	0	.000	0-0	0	0	0	0	1	0	0

#13 GRACE FALLON • ATTACK

SENIOR • MONMOUTH BEACH, N.J.

Year	GP-GS	G	A	P	Shots	Shot%	SOG	SOG%	FPG-FPS	GWG	GB	DC	DSv	TO	CT	F
2015	5-0	1	0	1	7	.143	4	.571	0-0	0	3	0	0	2	0	4
2016	17-15	11	16	27	33	.333	26	.788	1-5	2	15	2	0	17	5	10
2017	17-17	16	16	32	31	.516	24	.774	1-2	0	16	5	0	18	6	9
2018	15-15	11	27	38	35	.314	25	.714	3-8	1	12	0	0	27	9	9
Total	54-47	39	59	98	106	.368	79	.745	5-15	3	46	7	0	69	20	32

FALLON CAREER HIGHS:

Goals:	4	at North Carolina	5/15/16
Assists:	5	at Virginia Tech	2/24/18
Points:	7	at Virginia Tech	2/24/18
Free Position Goals:	2	at Virginia Tech	2/24/18
Ground Balls:	4	vs. Campbell	2/16/18
Draw Controls:	2	vs. Syracuse	4/2/17
Caused Turnovers:	2	vs. Campbell	2/16/18

FALLON SEASON HIGHS:

Goals:	2	3x, last at Virginia Tech	2/24/18
Assists:	5	at Virginia Tech	2/24/18
Points:	7	at Virginia Tech	2/24/18
Free Position Goals:	2	at Virginia Tech	2/24/18
Ground Balls:	4	vs. Campbell	2/16/18
Draw Controls:			
Caused Turnovers:	2	vs. Campbell	2/16/18

#16 ELIZABETH FUCIGNA • DEFENSE

JUNIOR • DARIEN, CONN.

Year	GP-GS	G	A	P	Shots	Shot%	SOG	SOG%	FPG-FPS	GWG	GB	DC	DSv	TO	CT	F
2016	1-0	0	0	0	0	.000	0	.000	0-0	0	0	0	0	0	0	0
2017	2-0	0	0	0	0	.000	0	.000	0-0	0	0	0	0	1	0	0
2018	0-0	0	0	0	0	.000	0	.000	0-0	0	0	0	0	0	0	0
Total	3-0	0	0	0	0	.000	0	.000	0-0	0	0	0	0	1	0	0

#10 KYRA HARNEY • ATTACK

SENIOR • BAY SHORE, N.Y.

Year	GP-GS	G	A	P	Shots	Shot%	SOG	SOG%	FPG-FPS	GWG	GB	DC	DSv	TO	CT	F
2015	21-18	31	15	46	58	.534	41	.707	2-5	3	22	4	0	18	9	26
2016	20-20	51	17	68	93	.548	74	.796	10-28	3	16	10	0	25	13	43
2017	17-16	30	20	50	81	.370	63	.778	5-13	1	16	3	0	27	13	29
2018	16-16	24	19	43	59	.407	40	.678	2-11	1	10	1	0	20	10	35
Total	74-70	136	71	207	291	.467	218	.749	19-57	8	64	18	0	90	45	133

HARNEY CAREER HIGHS:

Goals:	5	at Virginia Tech	3/5/16
Assists:	4	3x, last vs. Kennesaw State	3/19/18
Points:	8	vs. Kennesaw State	3/19/18
Free Position Goals:	2	at Navy	2/12/16
Ground Balls:	4	vs. Notre Dame	3/1/15
Draw Controls:	2	2x, last vs. Loyola	5/13/16
Caused Turnovers:	3	at Columbia	3/16/16

HARNEY SEASON HIGHS:

Goals:	4	2x, last at Syracuse	3/31/18
Assists:	4	vs. Kennesaw State	3/19/18
Points:	8	vs. Kennesaw State	3/19/18
Free Position Goals:	1	vs. Campbell	2/16/18
Ground Balls:	2	4x, last at High Point	4/9/18
Draw Controls:	1	at Syracuse	3/31/18
Caused Turnovers:	2	4x, last at Syracuse	3/31/18

#36 CHASE HENRIQUEZ • GOALKEEPER

FRESHMAN • NORWELL, MASS.

Year	GP-GS	Min	GA	GAA	Svs	Sv%	W	L	Faced	GB	TO	CT	F
2018	4-1	66:18	13	11.76	19	.594	0	1	39	3	0	0	0
Total	4-1	66:18	13	11.76	19	.594	0	1	39	3	0	0	0

HENRIQUEZ SEASON/CAREER HIGHS:

Fewest Goals Against:	0	2x, last at High Point	4/9/18
Saves:	14	vs. Virginia Tech	4/26/18
Ground Balls:	3	vs. Virginia Tech	4/26/18

#1 ORALEE HESPENHEIDE • GOALKEEPER

SENIOR • SHAKOPEE, MINN.

Year	GP-GS	Min	GA	GAA	Svs	Sv%	W	L	Faced	GB	TO	CT	F
2015	2-0	7:13	1	8.31	1	.500	0	0	2	1	0	1	0
2016	0-0	0:00	0	0.00	0	.000	0	0	0	0	0	0	0
2017	1-0	13:02	1	4.60	0	.000	0	0	2	0	0	0	0
2018	0-0	0:00	0	0.00	0	.000	0	0	0	0	0	0	0
Total	3-0	20:15	2	5.93	1	.333	0	0	4	1	0	1	0

HESPENHEIDE CAREER HIGHS:

Fewest Goals Against:	0	at Davidson	March 31, 2015
Saves:	1	vs. William & Mary	Feb. 22, 2015
Ground Balls:	1	vs. William & Mary	Feb. 22, 2015
Caused Turnovers:	1	vs. William & Mary	Feb. 22, 2015

HESPENHEIDE SEASON HIGHS:

Fewest Goals Against:	0	at Davidson	March 31, 2015
Saves:	1	vs. William & Mary	Feb. 22, 2015
Ground Balls:	1	vs. William & Mary	Feb. 22, 2015
Caused Turnovers:	1	vs. William & Mary	Feb. 22, 2015

#30 CALLIE HUMPHREY • DEFENSE

SOPHOMORE • SUMMIT, N.J.

Year	GP-GS	G	A	P	Shots	Shot%	SOG	SOG%	FPG-FPS	GWG	GB	DC	DSv	TO	CT	F
2017	17-12	0	0	0	0	.000	0	.000	0-0	0	19	5	0	7	16	21
2018	16-15	0	0	0	0	.000	0	.000	0-0	0	36	4	0	4	15	18
Total	33-27	0	0	0	0	.000	0	.000	0-0	0	55	9	0	11	31	39

HUMPHREY CAREER HIGHS:

Ground Balls:	4	4x, last vs. Virginia Tech	4/26/18
Draw Controls:	2	vs. Virginia	3/24/18
Caused Turnovers:	5	vs. Navy	2/12/17

HUMPHREY SEASON HIGHS:

Ground Balls:	4	4x, last vs. Virginia Tech	4/26/18
Draw Controls:	2	vs. Virginia	3/24/18
Caused Turnovers:	2	4x, last at Notre Dame	4/15/18

#14 OLIVIA JENNER • ATTACK

JUNIOR • ANNAPOLIS, MD.

Year	GP-GS	G	A	P	Shots	Shot%	SOG	SOG%	FPG-FPS	GWG	GB	DC	DSv	TO	CT	F
2016	20-19	18	7	25	41	.439	30	.732	3-9	1	15	110	0	20	2	37
2017	17-17	20	8	28	58	.345	41	.707	2-13	0	15	103	0	23	3	44
2018	16-16	30	12	52	66	.455	50	.758	5-11	1	9	138	0	27	10	41
Total	53-52	68	27	95	165	.412	121	.733	10-33	2	39	351	0	70	15	122

JENNER CAREER HIGHS:

Goals:	4	3x, last at North Carolina	4/21/18
Assists:	3	vs. Notre Dame	2/26/17
Points:	7	vs. Notre Dame	2/26/17
Free Position Goals:	1	10x, last at North Carolina	4/21/18
Ground Balls:	3	vs. Louisville	3/10/18
Draw Controls:	15	vs. Louisville	3/10/18
Caused Turnovers:	2	3x, last vs. Virginia	3/24/18

JENNER SEASON HIGHS:

Goals:	4	2x, last at North Carolina	4/21/18
Assists:	2	3x, last at Notre Dame	4/15/18
Points:	5	3x, last at North Carolina	4/21/18
Free Position Goals:	1	5x, last at North Carolina	4/21/18
Ground Balls:	3	vs. Louisville	3/10/18
Draw Controls:	15	vs. Louisville	3/10/18
Caused Turnovers:	2	3x, last vs. Virginia	3/24/18

#20 NATALIE KAHN • DEFENSE

FRESHMAN • MALVERN, PA.

Year	GP-GS	G	A	P	Shots	Shot%	SOG	SOG%	FPG-FPS	GWG	GB	DC	DSv	TO	CT	F
2018	14-8	0	0	0	0	.000	0	.000	0-0	0	3	0	0	3	5	5
Total	14-8	0	0	0	0	.000	0	.000	0-0	0	3	0	0	3	5	5

KAHN SEASON/CAREER HIGHS:

Ground Balls:	1	3x, last at Notre Dame	4/15/18
Caused Turnovers:	1	5x, last vs. Virginia Tech	4/26/18

#15 ABBY LANDRY • MIDFIELD

FRESHMAN • HINGHAM, MASS.

Year	GP-GS	G	A	P	Shots	Shot%	SOG	SOG%	FPG-FPS	GWG	GB	DC	DSv	TO	CT	F
2018	16-16	11	0	11	27	.407	17	.630	1-4	1	9	4	0	15	3	11
Total	16-16	11	0	11	27	.407	17	.630	1-4	1	9	4	0	15	3	11

LANDRY SEASON/CAREER HIGHS:

Goals:	3	vs. Kennesaw State	3/19/18
Points:	3	vs. Kennesaw State	3/19/18
Free Position Goals:	1	at Virginia Tech	2/24/18
Ground Balls:	2	2x, last vs. Stanford	3/2/18
Draw Controls:	2	vs. Kennesaw State	3/19/18
Caused Turnovers:	2	vs. Stanford	3/2/18

#12 CHLOË LEWIS • MIDFIELD

JUNIOR • CHAPEL HILL, N.C.

Year	GP-GS	G	A	P	Shots	Shot%	SOG	SOG%	FPG-FPS	GWG	GB	DC	DSv	TO	CT	F
2016	1-0	0	0	0	0	.000	0	.000	0-0	0	0	0	0	1	0	0
2017	3-0	0	0	0	1	.000	1	1.000	0-1	0	1	0	0	2	0	0
2018	5-0	1	0	1	1	1.000	1	1.000	1-1	0	0	1	0	1	1	0
Total	9-0	1	0	1	2	.500	2	1.000	1-2	0	1	1	0	4	1	0

LEWIS CAREER HIGHS:

Goals:	1	vs. Campbell	2/16/18
Points:	1	vs. Campbell	2/16/18
Free Position Goals:	1	vs. Campbell	2/16/18
Ground Balls:	1	vs. Presbyterian	4/17/17
Draw Controls:	1	vs. Kennesaw State	3/19/18
Caused Turnovers:	1	vs. Kennesaw State	3/19/18

LEWIS SEASON HIGHS:

Goals:	1	vs. Campbell	2/16/18
Points:	1	vs. Campbell	2/16/18
Free Position Goals:	1	vs. Campbell	2/16/18
Ground Balls:	1	vs. Kennesaw State	3/19/18
Caused Turnovers:	1	vs. Kennesaw State	3/19/18

#32 JAMIE LOCKWOOD • GOALKEEPER

JUNIOR • RICHMOND, VA.

Year	GP-GS	Min	GA	GAA	Svs	Sv%	W	L	Faced	GB	TO	CT	F
2016	2-0	8:40	3	20.77	0	.000	0	0	3	0	0	0	0
2017	12-10	528:15	92	10.45	70	.432	5	4	221	26	5	7	0
2018	13-3	360:23	75	12.49	52	.409	1	3	174	13	3	0	0
Total	27-13	897:18	170	11.37	122	.418	6	7	398	39	8	7	0

LOCKWOOD CAREER HIGHS:

Fewest Goals Against:	0	vs. Presbyterian	4/17/17
Saves:	13	vs. Virginia	3/24/18
Ground Balls:	8	vs. Navy	2/12/17
Caused Turnovers:	3	at Saint Joseph's	3/16/17

LOCKWOOD SEASON HIGHS:

Fewest Goals Against:	2	3x, last vs. Virginia Tech	4/26/18
Saves:	13	vs. Virginia	3/24/18
Ground Balls:	3	vs. Campbell	2/16/18
Caused Turnovers:			

#34 ELLIE MAJURE • MIDFIELD

JUNIOR • FALLS CHURCH, VA.

Year	GP-GS	G	A	P	Shots	Shot%	SOG	SOG%	FPG-FPS	GWG	GB	DC	DSv	TO	CT	F
2016	16-1	1	0	1	2	.500	1	.500	0-0	0	8	4	0	10	0	3
2017	17-16	17	9	26	35	.486	28	.800	5-7	1	10	11	0	27	6	17
2018	16-1	10	0	10	19	.526	16	.842	4-5	0	4	5	0	13	8	14
Total	49-18	28	9	37	56	.500	45	.804	9-12	1	22	20	0	50	14	34

MAJURE CAREER HIGHS:

Goals:	3	vs. Presbyterian	4/17/17
Assists:	2	vs. Presbyterian	4/17/17
Points:	5	vs. Presbyterian	4/17/17
Free Position Goals:	1	9x, last at High Point	4/9/18
Ground Balls:	2	3x, last at Navy	2/12/17
Draw Controls:	6	at Saint Joseph's	3/16/17
Caused Turnovers:	2	3x, last vs. Boston University	3/4/18

MAJURE SEASON HIGHS:

Goals:	2	vs. Boston University	3/4/18
Assists:			
Points:	2	vs. Boston University	3/4/18
Free Position Goals:	1	3x, last at High Point	4/9/18
Ground Balls:	1	4x, last vs. Virginia Tech	4/26/18
Draw Controls:	1	5x, last vs. Boston College	4/7/18
Caused Turnovers:	2	2x, last vs. Boston University	3/4/18

#27 MARY MARKWORDT • ATTACK

FRESHMAN • MARIETTA, GA.

Year	GP-GS	G	A	P	Shots	Shot%	SOG	SOG%	FPG-FPS	GWG	GB	DC	DSv	TO	CT	F
2018	16-1	6	13	19	10	.600	8	.800	0-0	0	3	1	0	10	1	3
Total	16-1	6	13	19	10	.600	8	.800	0-0	0	3	1	0	10	1	3

MARKWORDT SEASON/CAREER HIGHS:

Goals:	2	vs. Kennesaw State	3/19/18
Assists:	2	3x, last vs. Virginia Tech	4/26/18
Points:	4	vs. Kennesaw State	3/19/18
Ground Balls:	2	at Virginia Tech	2/24/18
Draw Controls:	1	vs. Campbell	2/16/18
Caused Turnovers:	1	at Notre Dame	4/15/18

#8 CHARLOTTE NORTH • ATTACK

FRESHMAN • DALLAS, TEXAS

Year	GP-GS	G	A	P	Shots	Shot%	SOG	SOG%	FPG-FPS	GWG	GB	DC	DSv	TO	CT	F
2018	16-16	55	5	60	99	.556	79	.798	10-17	3	13	1	0	17	6	6
Total	16-16	55	5	60	99	.556	79	.798	10-17	3	13	1	0	17	6	6

NORTH SEASON/CAREER HIGHS:

Goals:	8	vs. Louisville	3/10/18
Assists:	2	at Virginia Tech	2/24/18
Points:	9	vs. Louisville	3/10/18
Free Position Goals:	3	vs. Virginia Tech	4/26/18
Ground Balls:	3	2x, last vs. Louisville	3/10/18
Draw Controls:	1	vs. Stanford	3/2/18
Caused Turnovers:	2	vs. Boston University	3/4/18

#21 JACKIE PERRY • DEFENSE

SENIOR • MOUNTAIN LAKES, N.J.

Year	GP-GS	G	A	P	Shots	Shot%	SOG	SOG%	FPG-FPS	GWG	GB	DC	DSv	TO	CT	F
2015	7-0	1	1	2	5	.200	4	.800	0-1	0	1	1	0	2	0	3
2016	5-0	1	0	1	4	.250	3	.750	1-2	0	1	2	0	4	1	1
2017	5-0	0	0	0	2	.000	1	.500	0-1	0	3	2	0	2	0	5
2018	8-2	0	0	0	0	.000	0	.000	0-0	0	3	0	0	3	1	3
Total	25-2	2	1	3	11	.182	8	.727	1-3	0	8	5	0	11	2	12

PERRY CAREER HIGHS:

Goals:	1	2x, last at Navy	2/12/16
Assists:	1	vs. William & Mary	2/22/15
Points:	1	3x, last at Navy	2/12/16
Free Position Goals:	1	at Navy	2/12/16
Ground Balls:	2	vs. Furman	2/10/17
Draw Controls:	2	at Navy	2/12/16
Caused Turnovers:	1	2x, last vs. Louisville	3/10/18

PERRY SEASON HIGHS:

Goals:			
Assists:			
Points:			
Free Position Goals:			
Ground Balls:	1	3x, last vs. Kennesaw State	3/19/18
Draw Controls:			
Caused Turnovers:	1	vs. Louisville	3/10/18

#5 LINDSEY REYNOLDS • MIDFIELD

SOPHOMORE • BOW, N.H.

Year	GP-GS	G	A	P	Shots	Shot%	SOG	SOG%	FPG-FPS	GWG	GB	DC	DSv	TO	CT	F
2017	9-0	1	1	2	4	.250	3	.750	1-2	0	2	1	0	4	1	0
2018	15-0	6	0	6	11	.545	11	1.000	2-3	0	4	8	0	4	0	6
Total	24-0	7	1	8	15	.467	14	.933	3-5	0	6	9	0	8	1	6

REYNOLDS CAREER HIGHS:

Goals:	2	vs. Kennesaw State	3/19/18
Assists:	1	vs. Presbyterian	4/17/17
Points:	2	vs. Kennesaw State	3/19/18
Free Position Goals:	1	3x, last vs. Louisville	3/10/18
Ground Balls:	1	6x, last vs. Boston College	4/7/18
Draw Controls:	3	vs. Boston University	3/4/18
Caused Turnovers:	1	at Virginia	3/25/17

REYNOLDS SEASON HIGHS:

Goals:	2	vs. Kennesaw State	3/19/18
Assists:			
Points:	2	vs. Kennesaw State	3/19/18
Free Position Goals:	1	2x, last vs. Louisville	3/10/18
Ground Balls:	1	4x, last vs. Boston College	4/7/18
Draw Controls:	3	vs. Boston University	3/4/18
Caused Turnovers:			

#4 LEXI RIEU • MIDFIELD

SOPHOMORE • WEST FRIENDSHIP, MD.

Year	GP-GS	G	A	P	Shots	Shot%	SOG	SOG%	FPG-FPS	GWG	GB	DC	DSv	TO	CT	F
2017	4-0	2	0	2	6	.333	5	.833	0-1	0	1	0	0	0	0	1
2018	3-0	1	0	1	1	1.000	1	1.000	0-0	0	0	0	0	1	0	1
Total	7-0	3	0	3	7	.429	6	.857	0-1	0	1	0	0	1	0	2

RIEU CAREER HIGHS:

Goals:	2	vs. Presbyterian	4/17/17
Points:	2	vs. Presbyterian	4/17/17
Ground Balls:	1	vs. Presbyterian	4/17/17

RIEU SEASON HIGHS:

Goals:	1	vs. Campbell	2/16/18
Points:	1	vs. Campbell	2/16/18
Ground Balls:			

#22 ANNE SLUSSER • DEFENSE

SENIOR • EXCELSIOR, MINN.

Year	GP-GS	G	A	P	Shots	Shot%	SOG	SOG%	FPG-FPS	GWG	GB	DC	DSv	TO	CT	F
2015	5-0	0	0	0	0	.000	0	.000	0-0	0	1	0	0	1	1	5
2016	14-2	0	0	0	0	.000	0	.000	0-0	0	6	1	0	5	2	8
2017	16-15	0	0	0	0	.000	0	.000	0-0	0	22	1	0	5	8	30
2018	15-8	0	0	0	0	.000	0	.000	0-0	0	13	3	0	2	9	13
Total	50-25	0	0	0	0	.000	0	.000	0-0	0	42	5	0	13	20	56

SLUSSER CAREER HIGHS:

Ground Balls:	5	vs. Stanford	2/20/17
Draw Controls:	1	5x, last at North Carolina	4/21/18
Caused Turnovers:	3	2x, last vs. Elon	2/11/18

SLUSSER SEASON HIGHS:

Ground Balls:	3	at Syracuse	3/31/18
Draw Controls:	1	3x, last at North Carolina	4/21/18
Caused Turnovers:	3	vs. Elon	2/11/18

#31 MICHELLE STAGGERS • DEFENSE/MIDFIELD

JUNIOR • STAFFORD, VA.

Year	GP-GS	G	A	P	Shots	Shot%	SOG	SOG%	FPG-FPS	GWG	GB	DC	DSv	TO	CT	F
2016	18-17	0	0	0	0	.000	0	.000	0-0	0	10	5	0	6	9	31
2017	13-7	0	0	0	0	.000	0	.000	0-0	0	4	4	0	5	6	17
2018	10-9	0	0	0	0	.000	0	.000	0-0	0	7	2	0	6	6	11
Total	41-33	0	0	0	0	.000	0	.000	0-0	0	21	11	0	17	21	59

STAGGERS CAREER HIGHS:

Ground Balls:	2	3x, last at High Point	4/9/18
Draw Controls:	2	3x, last at Penn	3/18/17
Caused Turnovers:	3	vs. Virginia Tech	4/26/18

STAGGERS SEASON HIGHS:

Ground Balls:	2	2x, last at High Point	4/9/18
Draw Controls:	1	2x, last at High Point	4/9/18
Caused Turnovers:	3	vs. Virginia Tech	4/26/18

#24 CHARLOTTE TUCCI • DEFENSE

SOPHOMORE • RYE, N.Y.

Year	GP-GS	G	A	P	Shots	Shot%	SOG	SOG%	FPG-FPS	GWG	GB	DC	DSv	TO	CT	F
2016	1-0	0	0	0	0	.000	0	.000	0-0	0	0	0	0	0	0	0
2017	12-1	0	0	0	0	.000	0	.000	0-0	0	2	3	0	4	4	7
2018	16-15	0	0	0	1	.000	0	.000	0-0	0	18	0	0	6	6	11
Total	29-16	0	0	0	1	.000	0	.000	0-0	0	20	3	0	10	10	18

TUCCI CAREER HIGHS:

Ground Balls:	3	at Syracuse	3/31/18
Draw Controls:	1	3x, last vs. Syracuse	4/2/17
Caused Turnovers:	2	vs. Drexel	2/5/17

TUCCI SEASON HIGHS:

Ground Balls:	3	at Syracuse	3/31/18
Draw Controls:	1	6x, last vs. Virginia Tech	4/26/18
Caused Turnovers:	1	6x, last vs. Virginia Tech	4/26/18

#17 GIGI VASILE • DEFENSE

FRESHMAN • WEBSTER, N.Y.

Year	GP-GS	G	A	P	Shots	Shot%	SOG	SOG%	FPG-FPS	GWG	GB	DC	DSv	TO	CT	F
2018	7-6	0	0	0	0	.000	0	.000	0-0	0	3	0	0	0	2	4
Total	7-6	0	0	0	0	.000	0	.000	0-0	0	3	0	0	0	2	4

VASILE SEASON/CAREER HIGHS:

Ground Balls:	2	vs. Kennesaw State	3/19/18
Caused Turnovers:	1	2x, last vs. Boston University	3/4/18

#6 KAT ZEMPOLICH • ATTACK

REDSHIRT JUNIOR • CLIFTON, VA.

Year	GP-GS	G	A	P	Shots	Shot%	SOG	SOG%	FPG-FPS	GWG	GB	DC	DSv	TO	CT	F
2015	3-0	0	0	0	0	.000	0	.000	0-0	0	0	0	0	0	0	0
2016	-	-	-	-	-	-	-	-	-	-	-	-	-	-	-	-
2017	1-0	0	0	0	0	.000	0	.000	0-0	0	0	0	0	0	1	0
2018	4-0	0	0	0	2	.000	1	.500	0-1	0	0	0	0	1	1	0
Total	8-0	0	0	0	2	.000	1	.500	0-1	0	0	0	0	1	2	0

ZEMPOLICH CAREER HIGHS:

Caused Turnovers:	1	2x, last vs. Kennesaw State	3/19/18
-------------------	---	-----------------------------	---------

ZEMPOLICH SEASON HIGHS:

Caused Turnovers:	1	vs. Kennesaw State	3/19/18
-------------------	---	--------------------	---------

2018 ACC Women's Lacrosse Championship
 Duke Combined Team Statistics
 All games (as of Apr 27, 2018)

RECORD:	OVERALL	HOME	AWAY	NEUTRAL
ALL GAMES	7-9	6-4	1-5	0-0
CONFERENCE	2-5	1-2	1-3	0-0
NON-CONFERENCE	5-4	5-2	0-2	0-0

Date	Opponent	Score	Att.	##	PLAYER	GP	G	A	Pts	Sh	Gw	GB	DC	Dsv	TO	CT	
Feb 11	#21 ELON	w	17-9	201	8	Charlotte North	16	55	5	60	99	3	15	1	0	17	6
Feb 16	CAMPBELL	w	18-8	205	14	Olivia Jenner	16	30	12	42	66	1	9	138	0	27	9
Feb 18	#11 NORTHWESTERN	w	9-8	607	10	Kyra Harney	16	24	19	43	59	1	10	1	0	20	10
* Feb 24	at Virginia Tech	L	14-17	496	23	Maddie Crutchfield	16	24	7	31	56	0	22	45	0	21	10
Mar 02	#25 STANFORD	L	5-15	401	7	Catherine Cordrey	16	16	3	19	41	0	8	3	0	9	2
Mar 04	BOSTON UNIVERSITY	w	21-13	522	13	Grace Fallon	15	11	27	38	35	1	12	0	0	27	9
* Mar 10	LOUISVILLE	w	21-12	421	15	Abby Landry	16	11	0	11	27	1	9	5	0	15	3
Mar 17	#11 PENN	L	11-15	432	34	Ellie Majure	16	10	0	10	19	0	4	5	0	13	7
Mar 19	KENNESAW STATE	w	21-7	349	19	Catriona Barry	16	10	7	17	31	0	16	49	0	15	14
* Mar 24	#9 VIRGINIA	L	8-12	345	5	Lindsey Reynolds	15	6	0	6	11	0	4	8	0	4	0
* Mar 31	at #11 Syracuse	w	17-10	947	27	Mary Markwordt	16	6	13	19	10	0	3	1	0	10	0
* Apr 07	#3 BOSTON COLLEGE	L	8-18	376	18	Katie Cronin	16	6	1	7	18	0	9	6	0	10	9
Apr 09	at #20 High Point	L	12-16	504	4	Lexi Rieu	3	1	0	1	1	0	0	0	0	1	0
* Apr 15	at #21 Notre Dame	L	9-10	165	2	Ella Bonafede	8	1	1	2	5	0	4	0	0	3	0
* Apr 21	at #5 North Carolina	L	10-20	1417	12	Chloe Lewis	5	1	0	1	1	0	0	1	0	1	1
Apr 26	at #3 Virginia Tech	L	12-13	779	11	Katie Cosgrove	8	1	0	1	4	0	1	4	0	2	0
					31	Michelle Staggers	10	0	0	0	0	0	7	2	0	6	6
					3	Madison Dunk	5	0	0	0	1	0	0	0	0	1	0
					30	Callie Humphrey	16	0	0	0	0	0	36	4	0	4	15
					6	Kat Zempolich	4	0	0	0	2	0	0	0	0	1	1
					24	Charlotte Tucci	16	0	0	0	1	0	18	0	0	6	6
					22	Anne Slusser	15	0	0	0	0	0	13	3	0	2	9
					21	Jackie Perry	8	0	0	0	0	0	3	0	0	3	1
					20	Natalie Kahn	14	0	0	0	0	0	3	0	0	3	5
					17	Gigi Vasile	7	0	0	0	0	0	3	0	0	0	2
					36	Chase Henriquez	4	0	0	0	0	0	3	0	0	0	0
					32	Jamie Lockwood	13	0	0	0	0	0	13	0	0	3	0
					25	Gabbe Cadoux	14	0	0	0	0	0	21	0	0	1	1
						Total	16	213	95	308	487	7	246	276	0	245	127
						Opponents	16	203	65	268	482	9	279	168	0	227	138

TEAM STATISTICS DU OPP

SHOT STATISTICS

Goals-Shot attempts	213-487	203-482
Goals scored per game	13.31	12.69
Shot pct.	.437	.421
Shots on goal-Attempts	356-487	354-482
SOG pct.	.731	.734
Shots/Game	30.4	30.1
Assists	95	65
Free position Made-Att	42-102	46-97
Free position pct.	.412	.474

GOAL BREAKDOWN

Total Goals	213	203
Free-position	42	46
Unassisted	118	138
Overtime	0	0
Goals scored average	13.31	12.69

GROUND BALLS 246 279

DRAW CONTROLS 276 168

TURNOVERS 245 227

CAUSED TURNOVERS 127 138

CLEARs 226-269 270-327

Clear Pct. .840 .826

ATTENDANCE

Total	3859	4308
Dates/Avg Per Date	10/386	6/718
Neutral Site #/Avg	0/0	

Goalie GP Min. GA GAAvg Save Pct W-L-T

36	Chase Henriquez	4	66:18	13	11.76	19	.594	0-1-0
32	Jamie Lockwood	13	360:23	75	12.49	52	.409	1-3-0
25	Gabbe Cadoux	14	533:19	115	12.94	80	.410	6-5-0
	Total	16	960:00	203	12.69	151	.427	7-9-0
	Opponents	16	960:00	213	13.31	143	.402	9-7-0

Goals by Period 1st 2nd Total

Duke	119	94	213
Opponents	107	96	203

Saves by Period 1st 2nd Total

Duke	72	79	151
Opponents	82	61	143

Shots by Period 1st 2nd Total

Duke	270	217	487
Opponents	249	233	482

Shots on Goal 1st 2nd Total

Duke	201	155	356
Opponents	179	175	354