

DUKE

WOMEN'S LACROSSE








DUKE BLUE DEVILS • 2018 GAME NOTES

2018 SCHEDULE/RESULTS (7-6, 2-3 ACC)






FEBRUARY (3-1)

#21	 W, 17-9 Feb. 11 Durham, N.C.	 W, 18-8 Feb. 16 Durham, N.C.
#11	 W, 9-8 Feb. 18 Durham, N.C.	#25  L, 17-14 Feb. 24 Blacksburg, Va.

MARCH (4-3)

#25	 L, 15-5 March 2 Durham, N.C.	 W, 21-13 March 4 Durham, N.C.
	 W, 21-12 March 10 Durham, N.C.	#11  L, 15-11 March 17 Durham, N.C.
	 W, 21-7 March 19 Durham, N.C.	#9  L, 12-8 March 24 Durham, N.C.
#11	 W, 17-10 March 31 Syracuse, N.Y.	

APRIL (0-2)

#3	 L, 18-8 April 7 Durham, N.C.	#24  L, 16-12 April 9 High Point, N.C.
#21	 APRIL 15 • 1 PM Notre Dame, Ind. ACCNE	 APRIL 21 • 3 PM Chapel Hill, N.C. ACCNE
	 APRIL 26-29 Durham, N.C. ACCNE	

MAY

 MAY 6 Durham, N.C. ACCNE
--

ACC STANDINGS

School Name	Conference	Overall
Boston College	5-0	15-0
North Carolina	4-1	9-3
Virginia Tech	4-1	11-4
Virginia	3-2	8-6
Duke	2-3	7-6
Notre Dame	2-4	7-7
Syracuse	0-4	8-6
Louisville	0-5	6-8

THE MATCHUP

DUKE



NOTRE DAME



Record 7-6 (2-3 ACC)
 Ranking (IWLCA/IL/USLM) 18/19/14
 Last Game L, 16-12 at No. 24 High Point (4/9)
 Record vs. Notre Dame 11-5
 in Notre Dame 5-2
 Last matchup L, 12-11 (2/26/17)
 Head Coach Kerstin Kimel
 Career Record 287-155/24th season
 Duke Record 283-147/23rd season
 vs. Notre Dame 11-5

Record 7-7 (2-4 ACC)
 Ranking (IWLCA/IL/USLM) 21/RV/RV
 Last Game L, 20-10 at Northwestern (4/8)
 Head Coach Christine Halfpenny
 Career Record 121-94/12th season
 ND Record 78-50/7th season
 vs. Duke 3-7

DUKE BY THE NUMBERS

SETTING THE SCENE

- Duke looks to stop a two-game slide Sunday at No. 21 Notre Dame. The 1 p.m. conference matchup between the ranked squads will be broadcast on ACC Network Extra.
- Both teams enter the contest in search of their third ACC victory of the season.
- The Blue Devils lead the all-time series between the programs, 11-5, but the Irish have claimed the past two meetings.

BY THE NUMBERS


- 10** – Players in program history to have reached the 200-point milestone in their careers, including senior Kyra Harney
- 5** – Goals scored by freshman midfielder Catriona Barry over the last two games
- 1** – Duke's national rank in draw controls per game (17.92) behind the efforts of ACC leader and draw specialist Olivia Jenner

TALE OF THE TAPE

	DUKE	ND
Goals-Shot Attempts	182-414	167-395
Goals/Game	14.00	11.93
Shots/Game	31.8	28.2
SOG Pct.	.729	.739
Assists/Game	6.5	5.6
FPG-FPS	37-85	36-100
Ground Balls/Game	15.9	17.5
Draw Controls/Game	17.9	12.5
Clear Percentage	.830	.848
Caused Turnovers/Game	8.5	8.4
Goals Against Average	12.31	11.04

- 115** – Draw controls won by Jenner this spring, to break her own program single season record (110)
- 95** – Career points tallied by senior attacker Grace Fallon, who stands to become the 27th player in program history to reach the century mark

@DUKEWLAX

 Incredibly proud of @meeshallday (Michelle Staggers) - 1 of 40 semifinalists for the 2018 Arthur Ashe Jr. Sports Scholar Award!

STATISTICAL LEADERS

GOALS

43



#8 CHARLOTTE NORTH

ASSISTS

24



#13 GRACE FALLON

CAUSED
TURNOVERS

13



#19 CATRIONA BARRY

2018 HONORS

IWLCA NATIONAL DEFENSIVE PLAYER OF THE WEEK

Callie Humphrey April 4

BRINE/US LACROSSE PLAYER OF THE WEEK

Olivia Jenner April 2

ACC PLAYER OF THE WEEK

Callie Humphrey Defensive, April 3
 Charlotte North Offensive, Feb. 20, March 13
 Gabbe Cadoux Defensive, Feb. 20
 Gigi Vasile Defensive, Feb. 13

IL WOMEN MEDIA MIDSEASON ALL-AMERICANS

Olivia Jenner Second Team
 Charlotte North Third Team

TEWAARATON AWARD WATCH LIST

Maddie Crutchfield, Olivia Jenner, Charlotte North

PRESEASON ALL-ACC

Maddie Crutchfield Midfield

INSIDE LACROSSE PRESEASON ALL-AMERICA

Gabbe Cadoux Honorable Mention
 Maddie Crutchfield Honorable Mention
 Olivia Jenner Honorable Mention

TEAM CAPTAINS

Maddie Crutchfield, Grace Fallon, Kyra Harney

DUKE UNIVERSITY

Location Durham, N.C.
 Founded 1838 (as Trinity College)
 Enrollment 6,485 undergraduates
 Colors Duke Blue and White
 Nickname Blue Devils
 Conference Atlantic Coast
 President Vincent E. Price
 VP/Director of Athletics Dr. Kevin White
 Senior Women's Administrator Jacki Silar
 Stadium Koskinen Stadium

TEAM INFORMATION

2017 Record 8-9 (1-6 ACC)
 2017 ACC Finish 8th
 Starters Returning/Lost 8/4
 Letterwinners Returning/Lost 22/14
 Newcomers 10

PROGRAM HISTORY

All-Time Record 283-147 (.658)
 ACC Regular Season Record 54-47 (.535)
 NCAA Tournament Appearances (Last) 19 (2016)
 NCAA Semifinals 7 ('99, '05, '06, '07, '08, '11, '15)

COACHING STAFF

Head Coach Kerstin Kimel (Maryland '93)
 Associate Head Coach Lauren Morton (Boston U. '08)
 Assistant Coach Bria Irizarry (Richmond '11)
 Volunteer Asst. Coach Morgan Heisman (JMU '10)

DUKE SPORTS INFORMATION

Sports Information Director Art Chase
 Women's Lacrosse SID Leslie Gaber
 Email leslie.gaber@duke.edu
 Office/Cell Phone (919) 668-7938 / (614) 519-9872

2018 ROSTER

No.	Name	Year	Position	Height	Hometown (School)
1	Oralee Hespenheide	Sr.	G	5-4	Shakopee, Minn. (Thomas Jefferson)
2	Ella Bonafede	Jr.	A	5-3	Bay Shore, N.Y. (St. Anthony's)
3	Madison Dunk	Fr.	A/M	5-7	Durham, N.C. (Durham Academy)
4	Lexi Rieu	So.	M	5-6	West Friendship, Md. (Our Lady of Good Counsel)
5	Lindsey Reynolds	So.	M	5-5	Bow, N.H. (St. Paul's School)
6	Kat Zempolich	RJr.	A	5-7	Clifton, Va. (Centreville)
7	Catherine Cordrey	So.	M	5-8	Summit, N.J. (Summit)
8	Charlotte North	Fr.	A	5-7	Dallas, Texas (Episcopal School of Dallas)
10	Kyra Harney	Sr.	A	5-6	Bay Shore, N.Y. (Bay Shore)
11	Katie Cosgrove	Fr.	M	5-3	Churchville, N.Y. (Churchville-Chili)
12	Chloë Lewis	Jr.	M	5-7	Chapel Hill, N.C. (Durham Academy)
13	Grace Fallon	Sr.	A	5-11	Monmouth Beach, N.J. (Red Bank Catholic)
14	Olivia Jenner	Jr.	A	5-10	Annapolis, Md. (McDonogh)
15	Abby Landry	Fr.	M	5-10	Hingham, Mass. (Hingham)
16	Elizabeth Fucigna	Jr.	D	5-9	Darien, Conn. (Darien)
17	Gigi Vasile	Fr.	D	5-2	Webster, N.Y. (Webster Thomas)
18	Katie Cronin	Fr.	M	5-8	Darien, Conn. (Darien/Choate Rosemary Hall)
19	Catriona Barry	Fr.	M	5-7	Napa, Calif. (St. Ignatius College Preparatory)
20	Natalie Kahn	Fr.	D	5-8	Malvern, Pa. (Great Valley)
21	Jackie Perry	Sr.	D	5-7	Mountain Lakes, N.J. (Mountain Lakes)
22	Anne Slusser	Sr.	D	5-8	Excelsior, Minn. (The Blake School)
23	Maddie Crutchfield	Sr.	M	5-8	Concord, N.H. (St. Paul's School)
24	Charlotte Tucci	Jr.	D	5-8	Rye, N.Y. (Rye)
25	Gabbe Cadoux	So.	G	5-8	Ellicott City, Md. (McDonogh)
26	Sam DeBellis	RFr.	A	5-8	Cold Spring Harbor, N.Y. (Cold Spring Harbor)
27	Mary Markwordt	Fr.	A	5-4	Marietta, Ga. (Blessed Trinity Catholic)
30	Callie Humphrey	So.	D	5-6	Summit, N.J. (Summit)
31	Michelle Staggars	Jr.	M	5-8	Stafford, Va. (Virginia Episcopal School)
32	Jamie Lockwood	Jr.	G	5-9	Richmond, Va. (Douglas Southall Freeman)
34	Ellie Majure	Jr.	M	5-7	Falls Church, Va. (St. Stephen's & St. Agnes)
36	Chase Henriquez	Fr.	G	5-8	Norwell, Mass. (Norwell)

COACHING STAFF

Head Coach: Kerstin Kimel (Maryland, 1993)
Associate Head Coach: Lauren Morton (Boston University, 2008)
Assistant Coach: Bria Irizarry (Richmond, 2011)
Volunteer Assistant Coach: Morgan Heisman (James Madison, 2010)

PRONUNCIATION GUIDE

Bonafede	bonna-feed-ee	Cadoux	KA-dew
Cordrey	cord-ray	Fucigna	few-sig-na
Kyra	keer-uh	Hespenheide	hess-pin-hide
Markwordt	mark-wart	Rieu	roo
Tucci	too-chee	Vasile	va-seal
Zempolich	zem-PAW-lick	Kerstin Kimel	KEER-stin KIM-uhl
Irizarry	air-i-zarry		

ROSTER BY CLASS

Seniors (6): Maddie Crutchfield, Grace Fallon, Kyra Harney, Oralee Hespenheide, Jackie Perry, Anne Slusser
Redshirt Junior (1): Kat Zempolich
Juniors (8): Ella Bonafede, Elizabeth Fucigna, Olivia Jenner, Chloë Lewis, Jamie Lockwood, Ellie Majure, Michelle Staggars, Charlotte Tucci
Sophomores (5): Gabbe Cadoux, Catherine Cordrey, Callie Humphrey, Lindsey Reynolds, Lexi Rieu
Redshirt Freshman (1): Sam DeBellis
Freshmen (10): Catriona Barry, Katie Cosgrove, Katie Cronin, Madison Dunk, Chase Henriquez, Natalie Kahn, Abby Landry, Mary Markwordt, Charlotte North, Gigi Vasile

2018 RECORD BREAKDOWN

	<i>Record</i>	<i>Streak</i>
OVERALL	7-6	L2
Home	6-4	L2
Away	1-2	L1
Neutral	0-0	
CONFERENCE	2-3	L1
Home	1-2	L2
Away	1-1	W1
Neutral	0-0	
NON-CONFERENCE	5-3	L1
Home	5-2	W1
Away	0-1	L1
Neutral	0-0	
VS. '17 NCAA TOURNAMENT TEAMS	3-5	L2
Home	3-3	L3
Away	1-1	L1
Neutral	0-0	
VS. TOP-5 OPPONENTS	0-1	L1
Home	0-1	L1
Away	0-0	
Neutral	0-0	
VS. TOP-10 OPPONENTS	0-2	L2
Home	0-2	L2
Away	0-0	
Neutral	0-0	
VS. TOP-25 OPPONENTS	3-6	L2
Home	2-4	L4
Away	1-2	L1
Neutral	0-0	

Leading at halftime.....	7-0.....	W7
Trailing at halftime.....	0-5.....	L5
In overtime.....	0-0.....	
When Duke scores first.....	5-2.....	L1
When opponent scores first.....	2-4.....	L2
When Duke scores 10+ goals.....	6-3.....	L1
When opponent scores 10+ goals.....	3-6.....	L2
Duke has more shots.....	6-1.....	W4
Opponent has more shots.....	0-5.....	L5
Duke has more draw controls.....	7-4.....	L1
Opponent has more draw controls.....	0-1.....	L1
Largest halftime lead.....	12...2x, last vs. KSU (3/19)	
Largest halftime deficit.....	8.....vs. Stanford (3/2)	
Largest margin of victory.....	14.....vs. KSU (3/19)	
Largest margin of defeat.....	10.....2x, last vs. BC (4/7)	

DUKE GAME HIGHS

Goals.....	21.....3x, last vs. KSU (3/19)
Assists.....	13.....vs. Kennesaw State (3/19)
Shots.....	48.....vs. Boston University (3/4)
Saves.....	13.....vs. Virginia (3/24)
Ground Balls.....	21.....at Syracuse (3/31)
Draw Controls.....	25.....vs. Louisville (3/10)
Turnovers.....	23.....vs. Virginia (3/24)

DUKE GAME LOWS

Goals.....	5.....vs. Stanford (3/2)
Assists.....	0.....vs. Stanford (3/2)
Shots.....	19.....vs. Boston College (4/7)
Saves.....	5.....vs. Kennesaw State (3/19)
Ground Balls.....	11.....vs. Boston College (4/7)
Draw Controls.....	8.....vs. Stanford (3/2)
Turnovers.....	9.....vs. Stanford (3/2)

OPPONENT GAME HIGHS

Goals.....	18.....Boston College (4/7)
Draw Controls.....	14.....2x, last BC (4/7)

HARNEY TOPS 200-POINT MARK

• With an assist in the second half of last Saturday's contest against No. 3 Boston College, senior attacker Kyra Harney reached the 200-point milestone for her career. She heads to Notre Dame with 204 career points to tie her for eighth in program history.

• Harney became just the 10th player in Duke program history to reach the milestone.

• The 204 points rank Harney 20th among all active Division I players.

Duke Career Record - Points

1.	287	Katie Chrest (216g, 71a), 2003-06
2.	280	Kerrin Maurer (161g, 119a), 2012-15
3.	277	Kristen Waagbo (161g, 116a), 2004-07
4.	250	Caroline Cryer (169g, 81a), 2005-09
5.	247	Carolyn Davis (193g, 54a), 2006-09
6.	236	Tricia Martin (161g, 75a), 1997-00
7.	212	Lindsay Gilbride (159g, 53a), 2007-10
8.	204	Leigh Jester (141g, 63a), 2004-07
	204	Kyra Harney (133g, 71a), 2015-18

STAGGERS A SEMIFINALIST FOR ARTHUR ASHE JR. AWARD

• Junior Michelle Staggers was named a semifinalist for the 2018 Arthur Ashe Jr. Sports Scholar Award, the publication Diverse: Issues in Higher Education recently announced. The Stafford, Va., native was one of 40 female and male semifinalists.

• The prestigious award honors undergraduate students who have excelled in the classroom as well as on the athletic field. Inspired by tennis legend Arthur Ashe, Jr., recipients demonstrate a commitment to community service and student leadership in addition to their athletic ability and academic performance.

• A three-year starter for the Blue Devils on defense, Staggers has received ACC Academic Honor Roll recognition twice as a cultural anthropology major. She participated in the Rubenstein-Bing Student-Athlete Civic Engagement (ACE) Program and DukeEngage.

JENNER BREAKS SINGLE SEASON DRAWS RECORD

• With 13 draw controls Monday evening at No. 24 High Point, junior attacker Olivia Jenner pushed her season total to 115, surpassing her own program single season record of 110 set in 2016. The 115 draw controls lead all players nationwide.

• Behind Jenner's efforts, Duke entered the week leading the nation in draw controls per game with an average of 17.92 per outing.

• The Blue Devils are 7-4 this season when winning the draw, and are outdrawing opponents by a 233-132 margin for the year.

• Jenner topped the 300-draw control mark for her career March 24 against Virginia. She became just the 18th player in NCAA Division I history to reach the 300-draw control milestone. The Annapolis, Md., native also became the Blue Devils' all-time career draw controls leader March 4 against Boston University, surpassing former Blue Devil Emma Hamm (265) for the program record.

• Jenner's 328 career draw controls rank her third among all active Division I players.

Division I Active Career Leaders - Draw Controls

1.	446	Shelby Fredericks, Sr., Northwestern	72 games
2.	375	Katherine Judge, Sr., Winthrop	75
3.	328	Olivia Jenner, Jr., Duke	50
4.	321	Caroline Queally, Sr., Richmond	69
5.	318	Darby Kiernan, Sr., Colorado	69

Duke Single Season Record - Draw Controls

1.	115	Olivia Jenner, 2018
2.	110	Olivia Jenner, 2016
3.	103	Olivia Jenner, 2017
4.	89	Emma Hamm, 2012
5.	81	Kerrin Maurer, 2015

BLUE DEVILS PARTNER WITH DUKE CANCER INSTITUTE

• Last Saturday's contest in Koskinen Stadium marked the Blue Devils' inaugural "It Takes A Team - Duke WLax for DCI" game, celebrating the program's collaboration with the Duke Cancer Institute. The aim of the partnership is to build awareness and raise funds for the organization.

• The Blue Devils honored six members of the DCI community during halftime of the contest against Boston College.

• All fundraising efforts will directly benefit the "It Takes A Team - DukeWLax for DCI" fund.

NOTRE DAME SERIES HISTORY

• The Blue Devils are 11-5 all-time against the Irish, though Notre Dame has claimed the past two meetings in the series. Both of those contests have been decided by one goal.

• In last spring's matchup, a 12-11 setback for Duke, Notre Dame's Grace Muller broke an 11-11 tie with 1:29 remaining. The Blue Devils had been ahead or tied for the entire game prior to Muller's deciding tally.

• Olivia Jenner led Duke's offensive effort with four goals and three assists, while Maddie Crutchfield and Catherine Cordrey contributed two goals each.

• Jamie Lockwood was solid in goal, notching 12 saves.

NOTRE DAME (11-5)

Series Results - Last 10 Meetings

F	26	2017	*	H	L	12-11
A	16	2016	*	A	L	(OT)10-9
M	1	2015	*	H	W	17-3
M	13	2014	■	A	W	10-8
A	11	2014	*	A	L	12-10
A	3	2008		H	L	12-8
A	5	2007		A	W	20-10
A	9	2006		H	W	11-10
A	8	2005		A	W	11-8
M	10	2004		N	L	11-9

* denotes ACC regular season game

■ denotes NCAA Tournament game

SCOUTING THE IRISH

• Notre Dame sits at 7-7 and 2-4 in ACC play entering Sunday's top-25 tilt. The Irish are coming off of a 20-10 loss at No. 9 Northwestern last weekend.

• The Irish lead the ACC in saves percentage (.482) behind the play of goalkeeper Samantha Giacolone, who has recorded an 11.55 goals against average and a .473 save percentage.

• Maddie Howe paces Notre Dame's attack with 30 goals and 12 assists, while Andie Aldave (22g, 12a), Nikki Ortega (19g, 15a) and Savannah Buchanan (18g, 16a) have all topped the 30-point mark for the season.

• Aldave is also the squad's leader at the draw with 79 and Buchanan has contributed 46.

DUKE VS. THE ACC

• The Blue Devils are 54-47 all-time in regular season ACC contests following a loss to No. 3 Boston College April 7.

STATISTICAL LEADERS

POINTS	2018	Career
Charlotte North	48	48
Kyra Harney	40	204
Grace Fallon	35	95
GOALS	2018	Career
Charlotte North	43	43
Olivia Jenner	23	61
Maddie Crutchfield	22	94
ASSISTS	2018	Career
Grace Fallon	24	56
Kyra Harney	19	71
Mary Markwordt	10	10
GAME-WINNING GOALS	2018	Career
Charlotte North	3	3
FREE POSITION GOALS	2018	Career
Charlotte North	6	6
GROUND BALLS	2018	Career
Callie Humphrey	26	45
Gabbe Cadoux	21	31
Maddie Crutchfield	17	105
DRAW CONTROLS	2018	Career
Olivia Jenner	115	328
Catrina Barry	39	39
Maddie Crutchfield	38	119
CAUSED TURNOVERS	2018	Career
Catrina Barry	13	13
Callie Humphrey	12	28
SAVES	2018	Career
Gabbe Cadoux	74	142
Jamie Lockwood	40	110
GOALS AGAINST AVERAGE	2018	Career
Jamie Lockwood	12.23	11.15
Gabbe Cadoux	12.40	12.34
SAVE PERCENTAGE	2018	Career
Jamie Lockwood	.426	.425
Gabbe Cadoux	.416	.413
THREE-PLUS GOAL GAMES	2018	Career
Charlotte North	9	9
Maddie Crutchfield	5	15
Olivia Jenner	4	8
MULTIPLE ASSIST GAMES	2018	Career
Kyra Harney	6	17
Grace Fallon	5	13
Catrina Barry	3	3

INDIVIDUAL SEASON HIGHS

Points.....9.....Charlotte North vs. Louisville (3/10)
 Goals.....8.....Charlotte North vs. Louisville (3/10)
 Assists.....5..2x, last Grace Fallon at Syracuse (3/31)
 Saves.....13.....Jamie Lockwood vs. Virginia (3/24)
 Ground Balls.....6.....Gabbe Cadoux vs. Elon (2/11)
 Draw Controls....15.....Olivia Jenner vs. Louisville (3/10)
 Caused TO.....3.....Anne Slusser vs. Elon (2/11)

AGAINST RANKED OPPONENTS

• The Blue Devils are 3-6 against ranked opponents this spring and 19-25 against ranked foes since 2015.

DUKE CONTINUES GRUELING STRETCH

• The Blue Devils will face their fifth consecutive ranked opponent Sunday in No. 21 Notre Dame. The Blue Devils were 18th in this week's Intercollegiate Women's Lacrosse Coaches Association (IWLCA) Division I Coaches Poll.
 • Ten of Duke's 2018 opponents were listed in the most recent poll, including four inside the top 10.

Blue Devil Opponents in March 26 IWLCA Poll

3	Boston College	April 7	L, 18-8
5	North Carolina	April 21	Chapel Hill, N.C.
7	Northwestern	Feb. 18	W, 9-8
9	Penn	March 17	L, 15-11
11	Virginia	March 24	L, 12-8
12	Stanford	March 2	L, 15-5
14	Virginia Tech	Feb. 24	L, 17-14
15	Syracuse	March 31	W, 17-10
21	Notre Dame	April 15	Notre Dame, Ind.
24	High Point	April 9	L, 16-12

NORTH BREAKS FRESHMAN GOALS RECORD

• With her second goal March 31 at Syracuse, rookie attacker Charlotte North broke the Blue Devils' freshman goals record of 39 previously held by Duke greats Katie Chrest and Carolyn Davis.
 • North is also approaching the program's freshman points record with 48 through 13 contests. Chrest holds the record with 54 as a rookie in 2003.
 • North's 43 tallies tie her for the 17th-most in the country to date. Siena Gore (47) of Kennesaw State and Risa Mosenthal (44) of Brown are the only freshmen in the nation with more goals this season.

Duke Freshman Record - Points

1.	54	Katie Chrest, 2003
2.	52	Emma Hamm, 2008
3.	49	Kerrin Maurer, 2012
	49	Carolyn Davis, 2006
5.	48	Kelci Smesko, 2013
	48	Charlotte North, 2018
7.	46	Kyra Harney, 2015

HUMPHREY HAULS IN NATIONAL, ACC RECOGNITION

• Sophomore defender Callie Humphrey was tabbed the Intercollegiate Women's Lacrosse Coaches Association (IWLCA) National Defensive Player of the Week and the ACC Defensive Player of the Week following her performance in Duke's 17-10 win at No. 11 Syracuse March 31. The Summit, N.J., native was recognized with weekly awards for the first time in her career after spearheading a stifling defensive effort that limited the Orange to just the 10 tallies, including only four in the second half.
 • Tasked with marking one of Syracuse's leading scorers, Humphrey held Nicole Levy without a point or shot in the contest and picked up four ground balls to go along with a caused turnover.
 • Junior attacker Olivia Jenner also snagged a national award following the win over the Orange, receiving Brine/US Lacrosse Player of the Week honors April 2.
 • Jenner turned in a four-goal, seven-draw control performance and was one of three Blue Devils to finish with a hat trick. She also gave Duke a 20-9 advantage on the day in draw controls.

HOME SWEET HOME

• Head coach Kerstin Kimmel's squad will play 11 of its 16 regular season contests at home in Koskinen Stadium this spring. The 11 home contests include ACC matchups against Louisville, Virginia and Boston College.
 • The Blue Devils rounded out a six-game home stand spanning nearly a month March 24 against the Cavaliers, going 3-3 in the stretch of home contests.
 • Duke went 4-4 at home last spring and is 71-25 at Koskinen since the 2009 season.

STAGGERS RETURNS TO DUKE D

• After missing the 2017 fall season and the first six contests of the 2018 campaign due to injury, junior defender Michelle Stagers returned to the lineup March 10 against Louisville.
 • A two-year starter on defense, Stagers returns to bolster an already deep defensive lineup that has seen a number of Blue Devils rotate through the starting spots.
 • Stagers, who has notched six ground balls and three caused turnovers since her return, joins seniors Jackie Perry and Anne Slusser and junior Charlotte Tucci as the upperclassmen among the defensive unit. Tucci has picked up seven ground balls over the last four games.
 • The returning group also includes sophomore Callie Humphrey, who raked in IWLCA National and ACC Defensive Player of the Week accolades following her performance against No. 11 Syracuse.

FRESHMAN FOCUS

• Freshman midfielder Catrina Barry owns five goals over the last two games and leads the squad with 13 caused turnovers on the spring. The Napa, Calif., native is also second on the team with 39 draw controls.
 • Rookie attacker Charlotte North has three game-winning goals on the season, including in a 9-8 defeat of No. 11 Northwestern Feb. 18. She also leads the squad with nine hat tricks.
 • Rookie midfielder Katie Cronin recorded the first hat trick of her career against No. 3 Boston College (4/7), as did Barry against No. 24 High Point (4/9).

TWO BLUE DEVILS TABBED MIDSEASON ALL-AMERICANS

• Junior Olivia Jenner and freshman Charlotte North were among the players tabbed Midseason All-Americans by ILL Women in late March.
 • Jenner appeared on the organization's second team while North was a third team choice.

SENIOR TRIO DISHING THE BALL

• Blue Devil senior captains Kyra Harney, Grace Fallon and Maddie Crutchfield have all moved into the top 20 on Duke's career assists chart, with Harney moving into the top 10.
 • Fallon dished a team-best five assists at No. 25 Virginia Tech (2/24) and at No. 11 Syracuse (3/31).
 • The trio has combined for 50 of Duke's 84 assists this spring (60 percent).

Career Assists

17.	Kyra Harney	2015-Pr	71
12.	Grace Fallon	2015-Pr	56
17.	Maddie Crutchfield	2015-Pr	49

NORTH ADDED TO TEWAARATON WATCH LIST

• Freshman attacker Charlotte North was added to the 2018 Tewaaron Award watch list in late March, joining senior midfielder Maddie Crutchfield and junior attacker Olivia Jenner. The list highlights early contenders for the 2018 Tewaaron Award.
 • Duke has featured at least two players on the Tewaaron Award watch list each year since its inception in 2001.

IWLCA COACHES POLL

As of April 9

School Name	Record	Previous Rank
1 Stony Brook (21)	12-0	1
2 Maryland (1)	12-1	2
3 Boston College (3)	14-0	3
4 James Madison	11-1	4
5 North Carolina	9-3	5
6 Florida	10-3	7
7 Northwestern	11-3	8
8 Towson	10-2	10
9 Penn	9-2	11
10 Loyola (MD)	9-3	9
11 Virginia	8-5	6
12 Stanford	11-3	13
13 Navy (USNA)	9-3	12
14 Virginia Tech	11-4	17
15 Syracuse	8-6	14
16 Colorado	9-4	18
17 Penn State	9-4	19
18 Duke	7-5	15
19 Princeton	6-4	20
20 Southern California	7-7	16
21 Notre Dame	7-7	21
22 Johns Hopkins	8-5	24
23 Georgetown	8-4	RV
24 High Point	9-2	25
25 Denver	8-4	22

INSIDE LACROSSE MEDIA POLL

As of April 9

School Name	Record	Previous
1 Stony Brook (15)	12-0	1
2 Boston College (9)	14-0	2
3 Maryland	12-1	3
4 James Madison	11-1	4
5 North Carolina	9-3	5
6 Towson	10-2	7
7 Northwestern	11-3	9
8 Loyola	9-3	6
9 Florida	10-3	8
10 Penn	9-2	11
11 Stanford	11-3	13
12 Navy	9-3	12
13 Virginia Tech	11-4	14
14 Penn State	9-4	21
15 Virginia	8-5	10
16 Syracuse	8-6	18
17 Colorado	9-4	15
Dartmouth	7-2	22
19 Duke	7-6	16
20 High Point	10-2	19

RV: Georgetown, Denver, USC, UMass, Notre Dame, Princeton, Oregon, Johns Hopkins, Brown

WEEK-BY-WEEK RANKINGS

Date	IWLCA	IL Women	US Lax Mag
Preseason	20	19	19
Feb. 12	--	18	19
Feb. 19	13	10	12
Feb. 26	16	14	16
March 5	21	RV	RV
March 12	20	19	RV
March 19	20	19	RV
March 26	20	20	RV
April 2	15	16	16
April 9	18	19	14

PREVIOUS GAME'S STARTING LINEUP

POS.	NO.	YR.	NAME	G-A-P	GB-DC-CT	NOTES
A	8	Fr.	Charlotte North	43-5-48	15-1-6	Ranks 2nd in the ACC in gpg (3.31)
A	10	Sr.	Kyra Harney	21-19-40	10-1-16	2nd 4g performance of March at Syracuse
A	13	Sr.	Grace Fallon	11-24-35	12-0-8	Owens 95 career points
A	14	Jr.	Olivia Jenner	23-9-32	6-115-8	Broke single season draws record at HPU
M	15	Fr.	Abby Landry	10-0-10	7-5-3	1st career hat trick vs. KSU
M	19	Fr.	Catriona Barry	8-6-14	12-39-13	1st career hat trick at High Point
M	23	Sr.	Maddie Crutchfield	22-7-29	17-38-9	Approaching 100-goal mark for career (94)
D	20	Fr.	Natalie Kahn	0-0-0	2-0-2	Owens 5 starts on defense
D	24	Jr.	Charlotte Tucci	0-0-0	15-0-5	7gb in last 4 games
D	30	Jr.	Callie Humphrey	0-0-0	26-4-12	IWLCA National, ACC Defensive POTW last week
D	31	Jr.	Michelle Staggers	0-0-0	6-2-3	Returned to the field March 10 vs. Louisville
GK	25	So.	Gabbe Cadoux	0-0-0	21-0-1	Owens record of 6-5

NCAA STATISTICAL RANKINGS

As of April 10

TEAM	Category	Value	ACC	NCAA
Goals/Game	14.00	5	27	
Assists/Game	6.46	3	20	
Points/Game	20.46	4	25	
Free Position Pct.	.435	6	53	
Ground Balls/Game	15.92	8	94	
Draw Controls/Game	17.92	1	1	
Caused Turnovers/Game	8.46	5	63	
Goals Against Average	12.31	6	69	
Saves Percentage	.427	5	71	
Scoring Margin	1.69	5	45	

INDIVIDUAL	Player	Value	Team	ACC	NCAA
Goals Against Avg.	Gabbe Cadoux	12.40	2	4	65
Save Pct.	Gabbe Cadoux	.416	2	4	78
Saves/Game	Gabbe Cadoux	6.17	1	6	91

Player	Value	Team	ACC	NCAA	
Assists/Game	Grace Fallon	2.00	1	2	20

Player	Value	Team	ACC	NCAA	
Assists/Game	Kyra Harney	1.46	2	6	74
Points/Game	Kyra Harney	3.08	2	17	141

Player	Value	Team	ACC	NCAA	
Draw Controls/Game	Olivia Jenner	8.85	1	1	3

Player	Value	Team	ACC	NCAA	
Goals/Game	Charlotte North	3.31	1	2	26
Points/Game	Charlotte North	3.69	1	7	69
Shot Pct.	Charlotte North	.538	1	6	48

DUKE RECORD BOOKS

CAREER RECORDS:

POINTS	Player	Year	Points
t8.	Kyra Harney	2015-Pr	204
21.	Maddie Crutchfield	2015-Pr	143
28.	Grace Fallon	2015-Pr	95
t30.	Olivia Jenner	2016-Pr	85

GOALS	Player	Year	Goals
13.	Kyra Harney	2015-Pr	133
19.	Maddie Crutchfield	2015-Pr	94
t28.	Olivia Jenner	2016-Pr	61

ASSISTS	Player	Year	Assists
t7.	Kyra Harney	2015-Pr	71
12.	Grace Fallon	2015-Pr	56
17.	Maddie Crutchfield	2015-Pr	49
t28.	Olivia Jenner	2016-Pr	24

GROUND BALLS	Player	Year	Ground Balls
27.	Maddie Crutchfield	2015-Pr	105

DRAW CONTROLS	Player	Year	Draw Controls
1.	Olivia Jenner	2016-Pr	328
t10.	Maddie Crutchfield	2015-Pr	119

CAUSED TURNOVERS	Player	Year	Caused Turnovers
19.	Maddie Crutchfield	2015-Pr	56
t32.	Kyra Harney	2015-Pr	44

GAME-WINNING GOALS	Player	Year	Game-Winning Goals
7.	Kyra Harney	2015-Pr	8

FREE POSITION GOALS	Player	Year	Free Position Goals
4.	Maddie Crutchfield	2015-Pr	27
t14.	Kyra Harney	2015-Pr	19
t17.	Catherine Cordrey	2017-Pr	17
t25.	Olivia Jenner	2016-Pr	9
	Ellie Majure	2016-Pr	9

SAVES	Player	Year	Saves
7.	Gabbe Cadoux	2017-Pr	142
8.	Jamie Lockwood	2016-Pr	110
14.	Chase Henriquez	2018-Pr	5

SAVE PERCENTAGE	Player	Year	Save Percentage
12.	Jamie Lockwood	2016-Pr	.425
13.	Gabbe Cadoux	2017-Pr	.413

GOALS AGAINST AVERAGE	Player	Year	Goals Against Average
15.	Jamie Lockwood	2016-Pr	11.15
17.	Gabbe Cadoux	2017-Pr	12.34

KERSTIN KIMEL

HEAD COACH • 23RD SEASON AT DUKE
MARYLAND, 1993



The only head coach in Duke women's lacrosse history, Kerstin Kimel has led the program from its inception in 1996, molding the Blue Devils into one of the nation's elite teams.

In Kimel's 22 seasons at the helm of Duke women's lacrosse, she has guided the Blue Devils to seven national semifinals, four ACC regular season titles, an ACC Tournament Championship and 19 NCAA Tournament appearances.

A five-time ACC Coach of the Year, Kimel has overseen 59 All-America selections, 82 all-region honorees and 70 All-ACC picks. Six of her former players have competed on the U.S. National Team, representing the United States at the 2009, 2013 and 2017 World Cups. The Blue Devils have achieved equal success in the classroom during Kimel's tenure, collecting 59 IWLCA Academic Honor Roll accolades since 1997.

Kimel registered her 250th career victory Feb. 22, 2015 in a win over William & Mary. She is one of just six active Division I coaches with 280 or more wins.

Kimel was honored with an IWLCA Service Award in November, 2016 for her work as co-chair of the NCAA Division I Legislation Committee to slow down early recruiting within the sport. She was presented with the IWLCA's highest award, the Diane Geppi-Aikens Memorial Award, in November, 2015.

Duke returned to the NCAA semifinals to punctuate an outstanding 16-5 campaign in 2015. Led by a veteran group of eight seniors, the Blue Devils concluded the season ranked fourth in the final national poll. Attacker Kerrin Maurer became Duke's career assist leader and garnered first team All-America recognition from the IWLCA. Goalkeeper Kelsey Duryea headlined the Blue Devils' three All-America selections in 2016, and concluded an outstanding career as one of just three goalkeepers in ACC history to top 600 saves for her career. She ranked among the nation's leaders in save percentage while anchoring Duke to an 11-9 ledger and a trip to the NCAA second round.

The Blue Devils recorded 14 or more wins four times from 2009 to 2014, advancing to the national quarterfinals on five occasions and the semifinals in 2011. Under Kimel's watch, Duke produced 13 All-America selections during that time, while Emma Hamm (2011) and Carolyn Davis (2009) were named finalists for the Tewaaraton Trophy. Led by Davis and Caroline Cryer, the 2009 squad rewrote the program's offensive record book, totaling team highs in goals scored (313), assists (150) and points (463). In 2013, Duryea became the first goalkeeper in program history to receive All-America recognition as a rookie, rounding out the season ranked top-10 nationally in save percentage and saves per game. A two-time first team All-American on defense, Taylor Virden wrapped up her senior campaign (2014) ranked second in program history in career draw controls.

From 2004 to 2008, Duke put together one of the most successful stretches in program history, advancing to four consecutive national semifinals from 2005 to 2008 and earning at least a share of four-straight ACC regular season titles from 2004 to 2007. During that span, the Blue Devils placed 21 players on both All-America and all-region lists, in addition to posting three Tewaaraton finalists. Kimel led Duke to a 13-8 overall record and the Blue Devils' fourth-straight NCAA semifinal appearance in 2008, earning womenslax.com Coach of the Year honors for her efforts.

Led by Tewaaraton Trophy recipient and two-time ACC Player of the Year Katie Chrest, the 2005 and 2006 Duke squads combined for a 35-7 overall record, including a program-best 18 victories in 2006, a 7-2 mark in the ACC and two conference regular season titles. After seven consecutive NCAA Tournaments bids, the 2005 installment earned a trip to the national semifinals for the second time in program history to ignite Duke's string of four straight appearances.

From 2000 to 2002, the Blue Devils advanced to three consecutive NCAA Tournament quarterfinals, and in 2001, made the program's first ACC Championship game. However, success did not always come easy, as Duke's 12th women's varsity program began its inaugural season in 1996 with four-straight losses before earning the Devils' first win -- a 10-6 victory over UMBC on March 18, 1996. The Blue Devils would finish the season at 3-12, marking the first and only year Duke women's lacrosse has posted a losing record. Duke began its rapid ascension the following season, recording an 8-8 mark before breaking through in 1998 with the program's first NCAA Tournament bid. The 1999 season took Duke to new heights as the Blue Devils achieved the program's first trip to the NCAA semifinals.

Prior to her arrival at Duke, Kimel was the head coach at Davidson College, leading the newly-created Wildcats program to a 4-8 record in 1994 as one of the nation's youngest head coaches in her first and only season at Davidson.

Kimel was no stranger to NCAA Division I women's lacrosse before her time at Davidson, having played at the University of Maryland from 1990-93. During her career, she led the Terrapins to four consecutive national semifinal appearances and the 1992 NCAA National Championship. The Havertown, Pa., native was a two-time All-America selection and the 1993 NCAA National Defensive Player of the Year, appearing in Sports Illustrated's "Faces in the Crowd." Kimel graduated from Maryland in 1993 with a bachelor's degree in speech communications.

Most recently, Kimel served as Co-Chair of the IWLCA Recruiting Issues Committee from 2014-16 and is currently the Chair of the IWLCA Division I Legislative Committee.

KIMEL YEAR-BY-YEAR

Year	School	Overall Record	Conference Record
1994	Davidson	4-8	--
1996	Duke	3-12	--
1997	Duke	8-8	0-3 (4th)
1998	Duke	10-7	1-2 (3rd)
1999	Duke	13-5	1-2 (3rd)
2000	Duke	11-6	1-2 (3rd)
2001	Duke	15-4	2-1 (2nd)
2002	Duke	10-8	1-2 (3rd)
2003	Duke	13-5	2-1 (2nd)
2004	Duke	13-6	3-0 (1st)
2005	Duke	17-4	3-1 (1st)
2006	Duke	18-3	4-1 (1st)
2007	Duke	16-4	4-1 (1st)
2008	Duke	13-8	3-2 (3rd)
2009	Duke	15-6	3-2 (3rd)
2010	Duke	14-6	2-3 (4th)
2011	Duke	15-5	4-1 (2nd)
2012	Duke	12-7	3-2 (2nd)
2013	Duke	14-6	2-3 (4th)
2014	Duke	11-8	3-4 (5th)
2015	Duke	16-5	5-2 (2nd)
2016	Duke	11-9	4-3 (4th)
2017	Duke	8-9	1-6 (8th)
2018	Duke	7-6	2-3
Totals	23 seasons	287-155	--
Davidson	1 season	4-8	--
Duke	22 seasons	283-147	54-47

KIMEL VS. ALL OPPONENTS

School	Duke W-L	Total W-L	School	Duke W-L	Total W-L
American	-	0-1	Louisville	5-1	5-1
Boston Coll.	14-3	14-3	Loyola	2-2	2-2
Boston U.	3-0	3-0	Lynchburg	-	0-1
Brown	2-0	2-0	Maryland	9-19	9-19
Bucknell	1-0	1-0	Navy	5-0	5-0
California	1-0	1-0	N. Carolina	14-22	14-22
Campbell	2-0	2-0	Northwestern	4-14	4-14
Canisius	1-0	1-0	Notre Dame	11-5	11-5
Colgate	0-1	0-1	Ohio St	3-1	3-1
Columbia	1-0	1-0	Penn	5-5	5-5
Dartmouth	12-6	12-6	Presbyterian	2-0	2-0
Davidson	13-0	13-0	Princeton	10-8	10-8
Denver	6-0	6-0	R. Macon	-	0-1
Drexel	1-0	1-0	Richmond	13-1	13-1
Duquesne	3-0	3-0	Roanoke Coll.	-	0-1
Elon	4-1	4-1	Saint Joseph's	2-0	2-1
Florida	1-0	1-0	Saint Mary's	1-0	1-0
Furman	1-0	1-0	Southern Cal	1-1	1-1
George Mason	2-1	2-2	Stanford	8-1	8-1
Georgetown	15-9	15-9	Stony Brook	1-0	1-0
Greensboro Col.	-	2-0	Syracuse	2-4	2-4
Guilford Coll.	-	1-0	Temple	1-1	1-1
High Point	2-1	2-1	Towson	2-2	2-2
Hofstra	3-0	3-0	UMBC	3-0	3-0
Holy Cross	1-0	1-0	Vanderbilt	16-4	16-4
Jacksonville	2-0	2-0	Vermont	1-0	1-0
James Madison	5-1	5-1	Villanova	2-0	2-0
Johns Hopkins	7-1	7-1	Virginia	14-24	14-24
Kennesaw State	1-0	1-0	Virginia Tech	19-2	19-2
Lehigh	1-1	1-1	W&M	16-3	16-3
LeMoyné	1-0	1-0	Yale	2-2	2-2
Longwood	2-0	3-0			

NCAA DIVISION I ALL-TIME WINS

Name	Yrs	W	L	Pct.
1 Cindy Timchal *	35	500	132	.791
2 Chris Sailer *	31	392	156	.715
3 Jenny Levy *	22	321	112	.741
4 Julie Myers *	22	309	140	.688
5 Mande O'Leary *	22	303	100	.752
6 Kerstin Kimel *	23	287	155	.649
Tracy Coyne *	28	287	175	.621
8 Janine Tucker *	24	279	149	.652
9 Kelly Amonte Hiller *	16	275	70	.797
10 Cathy Reese *	14	270	48	.849

#19 CATRIONA BARRY • MIDFIELD

FRESHMAN • NAPA, CALIF.

Year	GP-GS	G	A	P	Shots	Shot%	SOG	SOG%	FPG-FPS	GWG	GB	DC	DSv	TO	CT	F
2018	13-13	8	6	14	27	.296	15	.556	3-7	0	12	39	0	12	13	28
Total	13-13	8	6	14	27	.296	15	.556	3-7	0	12	39	0	12	13	28

BARRY SEASON/CAREER HIGHS:

Goals:	3	at High Point	4/9/18
Assists:	2	3x, last vs. Kennesaw State	3/19/18
Points:	3	2x, last at High Point	4/9/18
Free Position Goals:	2	at High Point	4/9/18
Ground Balls:	2	4x, last vs. Boston College	4/7/18
Draw Controls:	5	at High Point	4/9/18
Caused Turnovers:	2	4x, last vs. Boston College	4/7/18

#12 ELLA BONAFEDE • ATTACK

JUNIOR • BAY SHORE, N.Y.

Year	GP-GS	G	A	P	Shots	Shot%	SOG	SOG%	FPG-FPS	GWG	GB	DC	DSv	TO	CT	F
2016	9-0	4	1	5	7	.571	7	1.000	3-4	0	6	0	0	8	0	1
2017	9-0	2	3	5	5	.400	4	.800	0-2	0	2	1	0	5	0	1
2018	7-0	1	1	2	5	.200	2	.400	1-5	0	4	0	0	3	0	2
Total	25-0	7	5	12	17	.412	13	.765	4-11	0	12	1	0	16	0	4

BONAFEDE CAREER HIGHS:

Goals:	1	7x, last vs. Campbell	2/16/18
Assists:	2	vs. Furman	2/10/17
Points:	2	vs. Furman	2/10/17
Free Position Goals:	1	4x, last vs. Campbell	2/16/18
Ground Balls:	2	4x, last vs. Campbell	2/16/18
Draw Controls:	1	vs. Furman	2/10/17

BONAFEDE SEASON HIGHS:

Goals:	1	vs. Campbell	2/16/18
Assists:	1	vs. Kennesaw State	3/19/18
Points:	1	2x, last vs. Kennesaw State	3/19/18
Free Position Goals:	1	vs. Campbell	2/16/18
Ground Balls:	2	vs. Campbell	2/16/18
Draw Controls:			

#25 GABBE CADOUX • GOALKEEPER

SOPHOMORE • ELLICOTT CITY, MD.

Year	GP-GS	Min	GA	GAA	Svs	Sv%	W	L	Faced	GB	TO	CT	F
2017	11-7	478:43	98	12.28	68	.410	3	5	241	10	1	1	0
2018	12-11	503:13	104	12.40	74	.416	6	5	250	21	1	1	0
Total	23-18	981:56	202	12.34	142	.413	9	10	491	31	2	2	0

CADOUX CAREER HIGHS:

Fewest Goals Against:	0	vs. Presbyterian	4/17/17
Saves:	11	at Boston College	4/8/17
Ground Balls:	6	vs. Elon	2/11/18
Caused Turnovers:	1	2x, last vs. Boston University	3/4/18

CADOUX SEASON HIGHS:

Fewest Goals Against:	3	vs. Campbell	2/16/18
Saves:	10	4x, last vs. Penn	3/17/18
Ground Balls:	6	vs. Elon	2/11/18
Caused Turnovers:	1	vs. Boston University	3/4/18

#7 CATHERINE CORDREY • MIDFIELD

SOPHOMORE • SUMMIT, N.J.

Year	GP-GS	G	A	P	Shots	Shot%	SOG	SOG%	FPG-FPS	GWG	GB	DC	DSv	TO	CT	F
2017	17-2	29	4	33	55	.527	39	.709	13-18	1	9	6	0	42	6	37
2019	13-0	13	3	16	35	.371	26	.743	4-7	0	8	3	0	7	2	22
Total	30-2	42	7	49	90	.467	65	.722	17-25	1	17	9	0	49	8	59

CORDREY CAREER HIGHS:

Goals:	4	2x, last vs. Presbyterian	4/17/17
Assists:	2	vs. Stanford	2/20/17
Points:	4	4x, last vs. Presbyterian	4/17/17
Free Position Goals:	2	2x, last at High Point	4/9/17
Ground Balls:	3	vs. Northwestern	2/18/18
Draw Controls:	2	at Virginia Tech	2/24/18
Caused Turnovers:	3	vs. Navy	2/12/17

CORDREY SEASON HIGHS:

Goals:	3	at High Point	4/9/18
Assists:	1	3x, last vs. Virginia	3/24/18
Points:	3	2x, last at High Point	4/9/18
Free Position Goals:	2	at High Point	4/9/18
Ground Balls:	3	vs. Northwestern	2/18/18
Draw Controls:	2	at Virginia Tech	2/24/18
Caused Turnovers:	1	2x, last vs. Kennesaw State	3/19/18

#11 KATIE COSGROVE • MIDFIELD

FRESHMAN • CHURCHVILLE, N.Y.

Year	GP-GS	G	A	P	Shots	Shot%	SOG	SOG%	FPG-FPS	GWG	GB	DC	DSv	TO	CT	F
2018	8-0	1	0	1	4	.250	2	.500	0-0	0	1	4	0	2	0	3
Total	8-0	1	0	1	4	.250	2	.500	0-0	0	1	4	0	2	0	3

COSGROVE SEASON/CAREER HIGHS:

Goals:	1	vs. Kennesaw State	3/19/18
Points:	1	vs. Kennesaw State	3/19/18
Ground Balls:	1	vs. Kennesaw State	3/19/18
Draw Controls:	2	vs. Campbell	2/16/18

#18 KATIE CRONIN • MIDFIELD

FRESHMAN • DARIEN, CONN.

Year	GP-GS	G	A	P	Shots	Shot%	SOG	SOG%	FPG-FPS	GWG	GB	DC	DSv	TO	CT	F
2018	13-0	6	0	6	16	.375	12	.750	2-6	0	6	5	0	8	7	13
Total	13-0	6	0	6	16	.375	12	.750	2-6	0	6	5	0	8	7	13

CRONIN SEASON/CAREER HIGHS:

Goals:	3	vs. Boston College	4/7/18
Points:	3	vs. Boston College	4/7/18
Free Position Goals:	1	2x, last vs. Boston College	4/7/18
Ground Balls:	2	2x, last vs. Penn	3/17/18
Draw Controls:	3	vs. Kennesaw State	3/19/18
Caused Turnovers:	2	2x, last vs. Penn	3/17/18

#23 MADDIE CRUTCHFIELD • MIDFIELD

SENIOR • CONCORD, N.H.

Year	GP-GS	G	A	P	Shots	Shot%	SOG	SOG%	FPG-FPS	GWG	GB	DC	DSv	TO	CT	F
2015	21-17	13	5	18	30	.433	25	.833	5-10	0	22	15	0	12	14	18
2016	20-20	27	20	47	62	.435	51	.823	8-21	1	35	33	0	31	18	31
2017	17-17	32	17	49	72	.444	56	.778	10-25	2	31	33	0	25	15	28
2018	13-13	22	7	29	49	.449	37	.755	4-10	0	17	38	0	17	9	26
Total	71-67	94	49	143	213	.441	169	.793	27-66	3	105	119	0	85	56	103

CRUTCHFIELD CAREER HIGHS:

Goals:	5	2x, last at Northwestern	4/15/17
Assists:	6	vs. Louisville	3/12/16
Points:	9	vs. Louisville	3/12/16
Free Position Goals:	3	at Northwestern	4/15/17
Ground Balls:	5	3x, last vs. Furman	2/10/17
Draw Controls:	7	vs. Virginia Tech	3/4/17
Caused Turnovers:	3	3x, last at Elon	3/29/17

CRUTCHFIELD SEASON HIGHS:

Goals:	4	2x, last at Virginia Tech	2/24/18
Assists:	2	vs. Louisville	3/10/18
Points:	5	2x, last vs. Louisville	3/10/18
Free Position Goals:	1	4x, last at High Point	4/9/18
Ground Balls:	4	vs. Stanford	3/2/18
Draw Controls:	5	3x, last at Syracuse	3/31/18
Caused Turnovers:	2	2x, last at Syracuse	3/31/18

#26 SAM DeBELLIS • ATTACK

REDSHIRT FRESHMAN • COLD SPRING HARBOR, N.Y.

Year	GP-GS	G	A	P	Shots	Shot%	SOG	SOG%	FPG-FPS	GWG	GB	DC	DSv	TO	CT	F
2017	1-0	1	0	1	1	1.000	1	1.000	1-1	0	2	0	0	1	0	0
2018	0-0	0	0	0	0	.000	0	.000	0-0	0	0	0	0	0	0	0
Total	1-0	1	0	1	1	1.000	1	1.000	1-1	0	2	0	0	1	0	0

DeBELLIS CAREER HIGHS:

Goals:	1	vs. Furman	2/10/17
Points:	1	vs. Furman	2/10/17
Free Position Goals:	1	vs. Furman	2/10/17
Ground Balls:	2	vs. Furman	2/10/17

DeBELLIS SEASON HIGHS:

Goals:			
Points:			
Free Position Goals:			
Ground Balls:			

#3 MADISON DUNK • ATTACK/MIDFIELD

FRESHMAN • DURHAM, N.C.

Year	GP-GS	G	A	P	Shots	Shot%	SOG	SOG%	FPG-FPS	GWG	GB	DC	DSv	TO	CT	F
2018	4-0	0	0	0	1	.000	0	.000	0-0	0	0	0	0	1	0	0
Total	4-0	0	0	0	1	.000	0	.000	0-0	0	0	0	0	1	0	0

#13 GRACE FALLON • ATTACK

SENIOR • MONMOUTH BEACH, N.J.

Year	GP-GS	G	A	P	Shots	Shot%	SOG	SOG%	FPG-FPS	GWG	GB	DC	DSv	TO	CT	F
2015	5-0	1	0	1	7	.143	4	.571	0-0	0	3	0	0	2	0	4
2016	17-15	11	16	27	33	.333	26	.788	1-5	2	15	2	0	17	5	10
2017	17-17	16	16	32	31	.516	24	.774	1-2	0	16	5	0	18	6	9
2018	12-12	11	24	35	32	.344	22	.688	3-7	1	12	0	0	22	8	8
Total	51-44	39	56	95	103	.379	76	.738	5-14	3	46	7	0	64	19	31

FALLON CAREER HIGHS:

Goals:	4	at North Carolina	5/15/16
Assists:	5	at Virginia Tech	2/24/18
Points:	7	at Virginia Tech	2/24/18
Free Position Goals:	2	at Virginia Tech	2/24/18
Ground Balls:	4	vs. Campbell	2/16/18
Draw Controls:	2	vs. Syracuse	4/2/17
Caused Turnovers:	2	vs. Campbell	2/16/18

FALLON SEASON HIGHS:

Goals:	2	3x, last at Virginia Tech	2/24/18
Assists:	5	at Virginia Tech	2/24/18
Points:	7	at Virginia Tech	2/24/18
Free Position Goals:	2	at Virginia Tech	2/24/18
Ground Balls:	4	vs. Campbell	2/16/18
Draw Controls:			
Caused Turnovers:	2	vs. Campbell	2/16/18

#16 ELIZABETH FUCIGNA • DEFENSE

JUNIOR • DARIEN, CONN.

Year	GP-GS	G	A	P	Shots	Shot%	SOG	SOG%	FPG-FPS	GWG	GB	DC	DSv	TO	CT	F
2016	1-0	0	0	0	0	.000	0	.000	0-0	0	0	0	0	0	0	0
2017	2-0	0	0	0	0	.000	0	.000	0-0	0	0	0	0	1	0	0
2018	0-0	0	0	0	0	.000	0	.000	0-0	0	0	0	0	0	0	0
Total	3-0	0	0	0	0	.000	0	.000	0-0	0	0	0	0	1	0	0

#10 KYRA HARNEY • ATTACK

SENIOR • BAY SHORE, N.Y.

Year	GP-GS	G	A	P	Shots	Shot%	SOG	SOG%	FPG-FPS	GWG	GB	DC	DSv	TO	CT	F
2015	21-18	31	15	46	58	.534	41	.707	2-5	3	22	4	0	18	9	26
2016	20-20	51	17	68	93	.548	74	.796	10-28	3	16	10	0	25	13	43
2017	17-16	30	20	50	81	.370	63	.778	5-13	1	16	3	0	27	13	29
2018	13-13	21	19	40	51	.412	36	.706	2-9	1	10	1	0	16	9	28
Total	71-67	133	71	204	283	.470	214	.756	19-55	8	64	18	0	86	44	126

HARNEY CAREER HIGHS:

Goals:	5	at Virginia Tech	3/5/16
Assists:	4	3x, last vs. Kennesaw State	3/19/18
Points:	8	vs. Kennesaw State	3/19/18
Free Position Goals:	2	at Navy	2/12/16
Ground Balls:	4	vs. Notre Dame	3/1/15
Draw Controls:	2	2x, last vs. Loyola	5/13/16
Caused Turnovers:	3	at Columbia	3/16/16

HARNEY SEASON HIGHS:

Goals:	4	2x, last at Syracuse	3/31/18
Assists:	4	vs. Kennesaw State	3/19/18
Points:	8	vs. Kennesaw State	3/19/18
Free Position Goals:	1	vs. Campbell	2/16/18
Ground Balls:	2	4x, last at High Point	4/9/18
Draw Controls:	1	at Syracuse	3/31/18
Caused Turnovers:	2	4x, last at Syracuse	3/31/18

#36 CHASE HENRIQUEZ • GOALKEEPER

FRESHMAN • NORWELL, MASS.

Year	GP-GS	Min	GA	GAA	Svs	Sv%	W	L	Faced	GB	TO	CT	F
2018	3-0	11:55	2	10.07	5	.714	0	0	8	0	0	0	0
Total	3-0	11:55	2	10.07	5	.714	0	0	8	0	0	0	0

HENRIQUEZ SEASON/CAREER HIGHS:

Fewest Goals Against:	0	2x, last at High Point	4/9/18
Saves:	4	vs. Campbell	2/16/18

#1 ORALEE HESPENHEIDE • GOALKEEPER

SENIOR • SHAKOPEE, MINN.

Year	GP-GS	Min	GA	GAA	Svs	Sv%	W	L	Faced	GB	TO	CT	F
2015	2-0	7:13	1	8.31	1	.500	0	0	2	1	0	1	0
2016	0-0	0:00	0	0.00	0	.000	0	0	0	0	0	0	0
2017	1-0	13:02	1	4.60	0	.000	0	0	2	0	0	0	0
2018	0-0	0:00	0	0.00	0	.000	0	0	0	0	0	0	0
Total	3-0	20:15	2	5.93	1	.333	0	0	4	1	0	1	0

HESPENHEIDE CAREER HIGHS:

Fewest Goals Against:	0	at Davidson	March 31, 2015
Saves:	1	vs. William & Mary	Feb. 22, 2015
Ground Balls:	1	vs. William & Mary	Feb. 22, 2015
Caused Turnovers:	1	vs. William & Mary	Feb. 22, 2015

HESPENHEIDE SEASON HIGHS:

Fewest Goals Against:	0	at Davidson	March 31, 2015
Saves:	1	vs. William & Mary	Feb. 22, 2015
Ground Balls:	1	vs. William & Mary	Feb. 22, 2015
Caused Turnovers:	1	vs. William & Mary	Feb. 22, 2015

#30 CALLIE HUMPHREY • DEFENSE

SOPHOMORE • SUMMIT, N.J.

Year	GP-GS	G	A	P	Shots	Shot%	SOG	SOG%	FPG-FPS	GWG	GB	DC	DSv	TO	CT	F
2017	17-12	0	0	0	0	.000	0	.000	0-0	0	19	5	0	7	16	21
2018	13-12	0	0	0	0	.000	0	.000	0-0	0	26	4	0	4	12	13
Total	30-24	0	0	0	0	.000	0	.000	0-0	0	45	9	0	11	28	34

HUMPHREY CAREER HIGHS:

Ground Balls:	4	3x, last at Syracuse	3/31/18
Draw Controls:	2	vs. Virginia	3/24/18
Caused Turnovers:	5	vs. Navy	2/12/17

HUMPHREY SEASON HIGHS:

Ground Balls:	4	3x, last at Syracuse	3/31/18
Draw Controls:	2	vs. Virginia	3/24/18
Caused Turnovers:	2	3x, last vs. Virginia	3/24/18

#14 OLIVIA JENNER • ATTACK

JUNIOR • ANNAPOLIS, MD.

Year	GP-GS	G	A	P	Shots	Shot%	SOG	SOG%	FPG-FPS	GWG	GB	DC	DSv	TO	CT	F
2016	20-19	18	7	25	41	.439	30	.732	3-9	1	15	110	0	20	2	37
2017	17-17	20	8	28	58	.345	41	.707	2-13	0	15	103	0	23	3	44
2018	13-13	23	9	32	51	.451	38	.745	4-9	1	6	115	0	21	9	27
Total	50-49	61	24	85	150	.407	109	.727	9-31	2	36	328	0	64	14	108

JENNER CAREER HIGHS:

Goals:	4	2x, last at Syracuse	3/31/18
Assists:	3	vs. Notre Dame	2/26/17
Points:	7	vs. Notre Dame	2/26/17
Free Position Goals:	1	9x, last at Syracuse	3/31/18
Ground Balls:	3	vs. Louisville	3/10/18
Draw Controls:	15	vs. Louisville	3/10/18
Caused Turnovers:	2	3x, last vs. Virginia	3/24/18

JENNER SEASON HIGHS:

Goals:	4	at Syracuse	3/31/18
Assists:	2	2x, last vs. Kennesaw State	3/19/18
Points:	5	vs. Boston University	3/4/18
Free Position Goals:	1	4x, last at Syracuse	3/31/18
Ground Balls:	3	vs. Louisville	3/10/18
Draw Controls:	15	vs. Louisville	3/10/18
Caused Turnovers:	2	3x, last vs. Virginia	3/24/18

#20 NATALIE KAHN • DEFENSE

FRESHMAN • MALVERN, PA.

Year	GP-GS	G	A	P	Shots	Shot%	SOG	SOG%	FPG-FPS	GWG	GB	DC	DSv	TO	CT	F
2018	11-5	0	0	0	0	.000	0	.000	0-0	0	2	0	0	2	2	3
Total	11-5	0	0	0	0	.000	0	.000	0-0	0	2	0	0	2	2	3

KAHN SEASON/CAREER HIGHS:

Ground Balls:	1	2x, last at High Point	4/9/18
Caused Turnovers:	1	2x, last vs. Kennesaw State	3/19/18

#15 ABBY LANDRY • MIDFIELD

FRESHMAN • HINGHAM, MASS.

Year	GP-GS	G	A	P	Shots	Shot%	SOG	SOG%	FPG-FPS	GWG	GB	DC	DSv	TO	CT	F
2018	13-13	10	0	10	24	.417	16	.667	1-4	1	7	4	0	11	3	7
Total	13-13	10	0	10	24	.417	16	.667	1-4	1	7	4	0	11	3	7

LANDRY SEASON/CAREER HIGHS:

Goals:	3	vs. Kennesaw State	3/19/18
Points:	3	vs. Kennesaw State	3/19/18
Free Position Goals:	1	at Virginia Tech	2/24/18
Ground Balls:	2	2x, last vs. Stanford	3/2/18
Draw Controls:	2	vs. Kennesaw State	3/19/18
Caused Turnovers:	2	vs. Stanford	3/2/18

#12 CHLOË LEWIS • MIDFIELD

JUNIOR • CHAPEL HILL, N.C.

Year	GP-GS	G	A	P	Shots	Shot%	SOG	SOG%	FPG-FPS	GWG	GB	DC	DSv	TO	CT	F
2016	1-0	0	0	0	0	.000	0	.000	0-0	0	0	0	0	1	0	0
2017	3-0	0	0	0	1	.000	1	1.000	0-1	0	1	0	0	2	0	0
2018	5-0	1	0	1	1	1.000	1	1.000	1-1	0	0	1	0	1	1	0
Total	9-0	1	0	1	2	.500	2	1.000	1-2	0	1	1	0	4	1	0

LEWIS CAREER HIGHS:

Goals:	1	vs. Campbell	2/16/18
Points:	1	vs. Campbell	2/16/18
Free Position Goals:	1	vs. Campbell	2/16/18
Ground Balls:	1	vs. Presbyterian	4/17/17
Draw Controls:	1	vs. Kennesaw State	3/19/18
Caused Turnovers:	1	vs. Kennesaw State	3/19/18

LEWIS SEASON HIGHS:

Goals:	1	vs. Campbell	2/16/18
Points:	1	vs. Campbell	2/16/18
Free Position Goals:	1	vs. Campbell	2/16/18
Ground Balls:			
Draw Controls:	1	vs. Kennesaw State	3/19/18
Caused Turnovers:	1	vs. Kennesaw State	3/19/18

#32 JAMIE LOCKWOOD • GOALKEEPER

JUNIOR • RICHMOND, VA.

Year	GP-GS	Min	GA	GAA	Svs	Sv%	W	L	Faced	GB	TO	CT	F
2016	2-0	8:40	3	20.77	0	.000	0	0	3	0	0	0	0
2017	12-10	528:15	92	10.45	70	.432	5	4	221	26	5	7	0
2018	10-2	264:52	54	12.23	40	.426	1	1	132	12	2	0	0
Total	24-12	801:47	149	11.15	110	.425	6	5	356	38	7	7	0

LOCKWOOD CAREER HIGHS:

Fewest Goals Against:	0	vs. Presbyterian	4/17/17
Saves:	13	vs. Virginia	3/24/18
Ground Balls:	8	vs. Navy	2/12/17
Caused Turnovers:	3	at Saint Joseph's	3/16/17

LOCKWOOD SEASON HIGHS:

Fewest Goals Against:	2	2x, last at High Point	4/9/18
Saves:	13	vs. Virginia	3/24/18
Ground Balls:	3	vs. Campbell	2/16/18
Caused Turnovers:			

#34 ELLIE MAJURE • MIDFIELD

JUNIOR • FALLS CHURCH, VA.

Year	GP-GS	G	A	P	Shots	Shot%	SOG	SOG%	FPG-FPS	GWG	GB	DC	DSv	TO	CT	F
2016	16-1	1	0	1	2	.500	1	.500	0-0	0	8	4	0	10	0	3
2017	17-16	17	9	26	35	.486	28	.800	5-7	1	10	11	0	27	6	17
2018	13-1	9	0	9	16	.562	14	.875	4-5	0	3	5	0	11	7	13
Total	46-18	27	9	36	53	.509	43	.811	9-12	1	21	20	0	48	13	33

MAJURE CAREER HIGHS:

Goals:	3	vs. Presbyterian	4/17/17
Assists:	2	vs. Presbyterian	4/17/17
Points:	5	vs. Presbyterian	4/17/17
Free Position Goals:	1	9x, last at High Point	4/9/18
Ground Balls:	2	3x, last at Navy	2/12/17
Draw Controls:	6	at Saint Joseph's	3/16/17
Caused Turnovers:	2	3x, last vs. Boston University	3/4/18

MAJURE SEASON HIGHS:

Goals:	2	vs. Boston University	3/4/18
Assists:			
Points:	2	vs. Boston University	3/4/18
Free Position Goals:	1	3x, last at High Point	4/9/18
Ground Balls:	1	3x, last vs. Boston College	4/7/18
Draw Controls:	1	5x, last vs. Boston College	4/7/18
Caused Turnovers:	2	2x, last vs. Boston University	3/4/18

#27 MARY MARKWORDT • ATTACK

FRESHMAN • MARIETTA, GA.

Year	GP-GS	G	A	P	Shots	Shot%	SOG	SOG%	FPG-FPS	GWG	GB	DC	DSv	TO	CT	F
2018	13-1	6	10	16	9	.667	7	.778	0-0	0	3	1	0	9	0	3
Total	13-1	6	10	16	9	.667	7	.778	0-0	0	3	1	0	9	0	3

MARKWORDT SEASON/CAREER HIGHS:

Goals:	2	vs. Kennesaw State	3/19/18
Assists:	2	2x, last vs. Kennesaw State	3/19/18
Points:	4	vs. Kennesaw State	3/19/18
Ground Balls:	2	at Virginia Tech	2/24/18
Draw Controls:	1	vs. Campell	2/16/18

#8 CHARLOTTE NORTH • ATTACK

FRESHMAN • DALLAS, TEXAS

Year	GP-GS	G	A	P	Shots	Shot%	SOG	SOG%	FPG-FPS	GWG	GB	DC	DSv	TO	CT	F
2018	13-13	43	5	48	80	.538	63	.788	6-11	3	13	1	0	13	6	3
Total	13-13	43	5	48	80	.538	63	.788	6-11	3	13	1	0	13	6	3

NORTH SEASON/CAREER HIGHS:

Goals:	8	vs. Louisville	3/10/18
Assists:	2	at Virginia Tech	2/24/18
Points:	9	vs. Louisville	3/10/18
Free Position Goals:	2	vs. Boston University	3/4/18
Ground Balls:	3	2x, last vs. Louisville	3/10/18
Draw Controls:	1	vs. Stanford	3/2/18
Caused Turnovers:	2	vs. Boston University	3/4/18

#21 JACKIE PERRY • DEFENSE

SENIOR • MOUNTAIN LAKES, N.J.

Year	GP-GS	G	A	P	Shots	Shot%	SOG	SOG%	FPG-FPS	GWG	GB	DC	DSv	TO	CT	F
2015	7-0	1	1	2	5	.200	4	.800	0-1	0	1	1	0	2	0	3
2016	5-0	1	0	1	4	.250	3	.750	1-2	0	1	2	0	4	1	1
2017	5-0	0	0	0	2	.000	1	.500	0-1	0	3	2	0	2	0	5
2018	8-2	0	0	0	0	.000	0	.000	0-0	0	3	0	0	3	1	3
Total	25-2	2	1	3	11	.182	8	.727	1-3	0	8	5	0	11	2	12

PERRY CAREER HIGHS:

Goals:	1	2x, last at Navy	2/12/16
Assists:	1	vs. William & Mary	2/22/15
Points:	1	3x, last at Navy	2/12/16
Free Position Goals:	1	at Navy	2/12/16
Ground Balls:	2	vs. Furman	2/10/17
Draw Controls:	2	at Navy	2/12/16
Caused Turnovers:	1	2x, last vs. Louisville	3/10/18

PERRY SEASON HIGHS:

Goals:			
Assists:			
Points:			
Free Position Goals:			
Ground Balls:	1	3x, last vs. Kennesaw State	3/19/18
Draw Controls:			
Caused Turnovers:	1	vs. Louisville	3/10/18

#5 LINDSEY REYNOLDS • MIDFIELD

SOPHOMORE • BOW, N.H.

Year	GP-GS	G	A	P	Shots	Shot%	SOG	SOG%	FPG-FPS	GWG	GB	DC	DSv	TO	CT	F
2017	9-0	1	1	2	4	.250	3	.750	1-2	0	2	1	0	4	1	0
2018	12-0	6	0	6	9	.667	9	1.000	2-3	0	4	7	0	4	0	5
Total	21-0	7	1	8	13	.538	12	.923	3-5	0	6	8	0	8	1	5

REYNOLDS CAREER HIGHS:

Goals:	2	vs. Kennesaw State	3/19/18
Assists:	1	vs. Presbyterian	4/17/17
Points:	2	vs. Kennesaw State	3/19/18
Free Position Goals:	1	3x, last vs. Louisville	3/10/18
Ground Balls:	1	6x, last vs. Boston College	4/7/18
Draw Controls:	3	vs. Boston University	3/4/18
Caused Turnovers:	1	at Virginia	3/25/17

REYNOLDS SEASON HIGHS:

Goals:	2	vs. Kennesaw State	3/19/18
Assists:			
Points:	2	vs. Kennesaw State	3/19/18
Free Position Goals:	1	2x, last vs. Louisville	3/10/18
Ground Balls:	1	4x, last vs. Boston College	4/7/18
Draw Controls:	3	vs. Boston University	3/4/18
Caused Turnovers:			

#4 LEXI RIEU • MIDFIELD

SOPHOMORE • WEST FRIENDSHIP, MD.

Year	GP-GS	G	A	P	Shots	Shot%	SOG	SOG%	FPG-FPS	GWG	GB	DC	DSv	TO	CT	F
2017	4-0	2	0	2	6	.333	5	.833	0-1	0	1	0	0	0	0	1
2018	3-0	1	0	1	1	1.000	1	1.000	0-0	0	0	0	0	1	0	1
Total	7-0	3	0	3	7	.429	6	.857	0-1	0	1	0	0	1	0	2

RIEU CAREER HIGHS:

Goals:	2	vs. Presbyterian	4/17/17
Points:	2	vs. Presbyterian	4/17/17
Ground Balls:	1	vs. Presbyterian	4/17/17

RIEU SEASON HIGHS:

Goals:	1	vs. Campbell	2/16/18
Points:	1	vs. Campbell	2/16/18
Ground Balls:			

#22 ANNE SLUSSER • DEFENSE

SENIOR • EXCELSIOR, MINN.

Year	GP-GS	G	A	P	Shots	Shot%	SOG	SOG%	FPG-FPS	GWG	GB	DC	DSv	TO	CT	F
2015	5-0	0	0	0	0	.000	0	.000	0-0	0	1	0	0	1	1	5
2016	14-2	0	0	0	0	.000	0	.000	0-0	0	6	1	0	5	2	8
2017	16-15	0	0	0	0	.000	0	.000	0-0	0	22	1	0	5	8	30
2018	13-8	0	0	0	0	.000	0	.000	0-0	0	11	2	0	2	9	12
Total	48-25	0	0	0	0	.000	0	.000	0-0	0	40	4	0	13	20	55

SLUSSER CAREER HIGHS:

Ground Balls:	5	vs. Stanford	2/20/17
Draw Controls:	1	4x, last at Syracuse	3/31/18
Caused Turnovers:	3	2x, last vs. Elon	2/11/18

SLUSSER SEASON HIGHS:

Ground Balls:	3	at Syracuse	3/31/18
Draw Controls:	1	2x, last at Syracuse	3/31/18
Caused Turnovers:	3	vs. Elon	2/11/18

#31 MICHELLE STAGGERS • DEFENSE/MIDFIELD

JUNIOR • STAFFORD, VA.

Year	GP-GS	G	A	P	Shots	Shot%	SOG	SOG%	FPG-FPS	GWG	GB	DC	DSv	TO	CT	F
2016	18-17	0	0	0	0	.000	0	.000	0-0	0	10	5	0	6	9	31
2017	13-7	0	0	0	0	.000	0	.000	0-0	0	4	4	0	5	6	17
2018	7-6	0	0	0	0	.000	0	.000	0-0	0	6	2	0	6	3	5
Total	38-30	0	0	0	0	.000	0	.000	0-0	0	20	11	0	17	18	53

STAGGERS CAREER HIGHS:

Ground Balls:	2	3x, last at High Point	4/9/18
Draw Controls:	2	3x, last at Penn	3/18/17
Caused Turnovers:	2	2x, last at Penn	3/18/17

STAGGERS SEASON HIGHS:

Ground Balls:	2	2x, last at High Point	4/9/18
Draw Controls:	1	2x, last at High Point	4/9/18
Caused Turnovers:	1	3x, last at High Point	4/9/18

#24 CHARLOTTE TUCCI • DEFENSE

SOPHOMORE • RYE, N.Y.

Year	GP-GS	G	A	P	Shots	Shot%	SOG	SOG%	FPG-FPS	GWG	GB	DC	DSv	TO	CT	F
2016	1-0	0	0	0	0	.000	0	.000	0-0	0	0	0	0	0	0	0
2017	12-1	0	0	0	0	.000	0	.000	0-0	0	2	3	0	4	4	7
2018	13-12	0	0	0	1	.000	0	.000	0-0	0	15	0	0	4	5	10
Total	26-13	0	0	0	1	.000	0	.000	0-0	0	17	3	0	8	9	17

TUCCI CAREER HIGHS:

Ground Balls:	3	at Syracuse	3/31/18
Draw Controls:	1	3x, last vs. Syracuse	4/2/17
Caused Turnovers:	2	vs. Drexel	2/5/17

TUCCI SEASON HIGHS:

Ground Balls:	3	at Syracuse	3/31/18
Draw Controls:			
Caused Turnovers:	1	5x, last vs. Louisville	3/10/18

#17 GIGI VASILE • DEFENSE

FRESHMAN • WEBSTER, N.Y.

Year	GP-GS	G	A	P	Shots	Shot%	SOG	SOG%	FPG-FPS	GWG	GB	DC	DSv	TO	CT	F
2018	7-6	0	0	0	0	.000	0	.000	0-0	0	3	0	0	0	2	4
Total	7-6	0	0	0	0	.000	0	.000	0-0	0	3	0	0	0	2	4

VASILE SEASON/CAREER HIGHS:

Ground Balls:	2	vs. Kennesaw State	3/19/18
Caused Turnovers:	1	2x, last vs. Boston University	3/4/18

#6 KAT ZEMPOLICH • ATTACK

REDSHIRT JUNIOR • CLIFTON, VA.

Year	GP-GS	G	A	P	Shots	Shot%	SOG	SOG%	FPG-FPS	GWG	GB	DC	DSv	TO	CT	F
2015	3-0	0	0	0	0	.000	0	.000	0-0	0	0	0	0	0	0	0
2016	-	-	-	-	-	-	-	-	-	-	-	-	-	-	-	-
2017	1-0	0	0	0	0	.000	0	.000	0-0	0	0	0	0	0	1	0
2018	4-0	0	0	0	2	.000	1	.500	0-1	0	0	0	0	1	1	0
Total	8-0	0	0	0	2	.000	1	.500	0-1	0	0	0	0	1	2	0

ZEMPOLICH CAREER HIGHS:

Caused Turnovers:	1	2x, last vs. Kennesaw State	3/19/18
-------------------	---	-----------------------------	---------

ZEMPOLICH SEASON HIGHS:

Caused Turnovers:	1	vs. Kennesaw State	3/19/18
-------------------	---	--------------------	---------

2018 Duke Women's Lacrosse
 Duke Combined Team Statistics
 All games (as of Apr 09, 2018)

RECORD:	OVERALL	HOME	AWAY	NEUTRAL
ALL GAMES	7-6	6-4	1-2	0-0
CONFERENCE	2-3	1-2	1-1	0-0
NON-CONFERENCE	5-3	5-2	0-1	0-0

Date	Opponent	Score	Att.	##	PLAYER	GP	G	A	Pts	Sh	Gw	GB	DC	Dsv	TO	CT	
Feb 11	#21 ELON	w	17-9	201	8	Charlotte North	13	43	5	48	80	3	15	1	0	13	6
Feb 16	CAMPBELL	w	18-8	205	14	Olivia Jenner	13	23	9	32	51	1	6	115	0	21	8
Feb 18	#11 NORTHWESTERN	w	9-8	607	23	Maddie Crutchfield	13	22	7	29	49	0	17	38	0	17	9
* Feb 24	at Virginia Tech	L	14-17	496	10	Kyra Harney	13	21	19	40	51	1	10	1	0	16	9
Mar 02	#25 STANFORD	L	5-15	401	7	Catherine Cordrey	13	13	3	16	35	0	8	3	0	7	2
Mar 04	BOSTON UNIVERSITY	w	21-13	522	13	Grace Fallon	12	11	24	35	32	1	12	0	0	22	8
* Mar 10	LOUISVILLE	w	21-12	421	15	Abby Landry	13	10	0	10	24	1	7	5	0	11	3
Mar 17	#11 PENN	L	11-15	432	34	Ellie Majure	13	9	0	9	16	0	3	5	0	11	7
Mar 19	KENNESAW STATE	w	21-7	349	19	Catriona Barry	13	8	6	14	27	0	12	39	0	12	13
Mar 24	#9 VIRGINIA	L	8-12	345	27	Mary Markwordt	13	6	10	16	9	0	3	1	0	9	0
* Mar 31	at #11 Syracuse	w	17-10	947	5	Lindsey Reynolds	12	6	0	6	9	0	4	7	0	4	0
* Apr 07	#3 BOSTON COLLEGE	L	8-18	376	18	Katie Cronin	13	6	0	6	16	0	6	5	0	8	7
Apr 09	at #20 High Point	L	12-16	504	4	Lexi Rieu	3	1	0	1	1	0	0	0	0	1	0
					2	Ella Bonafede	7	1	1	2	5	0	4	0	0	3	0
					12	Chloe Lewis	5	1	0	1	1	0	0	1	0	1	1
					11	Katie Cosgrove	8	1	0	1	4	0	1	4	0	2	0
					31	Michelle Staggers	7	0	0	0	0	0	6	2	0	6	3
					3	Madison Dunk	5	0	0	0	1	0	0	0	0	1	0
					30	Callie Humphrey	13	0	0	0	0	0	26	4	0	4	12
					6	Kat Zempolich	4	0	0	0	2	0	0	0	0	1	1
					24	Charlotte Tucci	13	0	0	0	1	0	15	0	0	4	5
					22	Anne Slusser	13	0	0	0	0	0	11	2	0	2	9
					21	Jackie Perry	8	0	0	0	0	0	3	0	0	3	1
					20	Natalie Kahn	11	0	0	0	0	0	2	0	0	2	2
					17	Gigi Vasile	7	0	0	0	0	0	3	0	0	0	2
					36	Chase Henriquez	3	0	0	0	0	0	0	0	0	0	0
					32	Jamie Lockwood	10	0	0	0	0	0	12	0	0	2	0
					25	Gabbe Cadoux	12	0	0	0	0	0	21	0	0	1	1
						Total	13	182	84	266	414	7	207	233	0	200	110
						Opponents	13	160	52	212	390	6	231	132	0	189	115

TEAM STATISTICS	DU	OPP
SHOT STATISTICS		
Goals-Shot attempts	182-414	160-390
Goals scored per game	14.00	12.31
Shot pct.	.440	.410
Shots on goal-Attempts	302-414	279-390
SOG pct.	.729	.715
Shots/Game	31.8	30.0
Assists	84	52
Free position Made-Att	37-85	39-79
Free position pct.	.435	.494
GOAL BREAKDOWN		
Total Goals	182	160
Free-position	37	39
Unassisted	98	108
Overtime	0	0
Goals scored average	14.00	12.31
GROUND BALLS	207	231
DRAW CONTROLS	233	132
TURNOVERS	200	189
CAUSED TURNOVERS	110	115
CLEARs	181-218	218-270
Clear Pct.	.830	.807
ATTENDANCE		
Total	3859	1947
Dates/Avg Per Date	10/386	3/649
Neutral Site #/Avg	0/0	

##	Goalie	GP	Min.	GA	GAAvg	Save	Pct	W-L-T
36	Chase Henriquez	3	11:55	2	10.07	5	.714	0-0-0
32	Jamie Lockwood	10	264:52	54	12.23	40	.426	1-1-0
25	Gabbe Cadoux	12	503:13	104	12.40	74	.416	6-5-0
	Total	13	780:00	160	12.31	119	.427	7-6-0
	Opponents	13	780:00	182	14.00	120	.397	6-7-0

Goals by Period	1st	2nd	Total
Duke	108	74	182
Opponents	81	79	160

Saves by Period	1st	2nd	Total
Duke	54	65	119
Opponents	67	53	120

Shots by Period	1st	2nd	Total
Duke	237	177	414
Opponents	196	194	390

Shots on Goal	1st	2nd	Total
Duke	175	127	302
Opponents	135	144	279