

DUKE

WOMEN'S LACROSSE








DUKE BLUE DEVILS • 2018 GAME NOTES

2018 SCHEDULE/RESULTS (3-1, 0-1 ACC)

FEBRUARY (3-1)

#21	 W, 17-9 Feb. 11 Durham, N.C.	 W, 18-8 Feb. 16 Durham, N.C.
#11	 W, 9-8 Feb. 18 Durham, N.C.	#25  L, 17-14 Feb. 24 Blacksburg, Va.

MARCH

#25	 MARCH 2 • 3 PM Durham, N.C. ACCNE	 MARCH 4 • 1 PM Durham, N.C. ACCNE
 MARCH 10 • 12 PM Durham, N.C. ACCNE	 MARCH 17 • 12 PM Durham, N.C. ACCNE	
 MARCH 19 • 3 PM Durham, N.C. ACCNE	 MARCH 24 • 4 PM Durham, N.C. ACCNE	
 MARCH 31 • 12 PM Syracuse, N.Y.		

APRIL

 APRIL 7 • 12 PM Durham, N.C. ACCNE	 APRIL 9 • 6 PM High Point, N.C.
 APRIL 15 • 1 PM Notre Dame, Ind.	 APRIL 21 • 3 PM Chapel Hill, N.C. ACCNE
 APRIL 26-29 Durham, N.C. ACCNE	

MAY

 MAY 6 Durham, N.C. ACCNE
--

ACC STANDINGS

School Name	Conference	Overall
Boston College	1-0	6-0
Virginia Tech	1-0	4-2
Virginia	0-0	4-0
Syracuse	0-0	3-0
Louisville	0-0	5-1
North Carolina	0-0	3-1
Duke	0-1	3-1
Notre Dame	0-1	4-2

THE MATCHUPS

DUKE



Record3-1 (0-1 ACC)
 Ranking (IWLCA/IL/USLM)16/14/16
 Last Game....L, 17-14 at No. 25 VT (2/24)
 Record vs. Stanford.....8-0
 in Durham.....1-0
 Last matchup.....W, 12-8 (2/18/17)
 Record vs. Boston University.....2-0
 in Durham.....2-0
 Last matchup.....W, 18-9 (5/5/13)
 Head Coach Kerstin Kimel
 Career Record....283-150/24th season
 Duke Record.....279-142/23rd season
 vs. Stanford.....8-0
 vs. Boston University.....2-0

STANFORD



Record1-2 (0-0 Pac-12)
 Ranking (IWLCA/IL/USLM)25/NR/NR
 Last Game.... W, 21-11 vs. Harvard (2/23)
 Head Coach Amy Bokker
 Career Record....218-152/22nd season
 Stanford Record..124-50/10th season
 vs. Duke.....0-3

BOSTON UNIV.




Record1-1 (0-0 Patriot League)
 Ranking (IWLCA/IL/USLM)NR/NR/NR
 Last Game.W, 14-10 at UMass Lowell (2/21)
 Head Coach Liz Robertshaw
 Career Record120-85/12th season
 BU Record.....same
 vs. Duke.....0-2

DUKE BY THE NUMBERS

SETTING THE SCENE

- After opening ACC play at Virginia Tech last weekend, the 16th-ranked Blue Devils return home, opening a six-game home stand Friday against No. 25 Stanford.
- Duke rounds out the weekend with a Sunday contest against Boston University.
- Both of this weekend's games will be broadcast on ACC Network Extra.
- The Blue Devils sport identical 3-0 records at home and against non-conference foes so far this spring.

BY THE NUMBERS

- 11** – Draw controls needed by junior Olivia Jenner to match the career program record held by Emma Hamm (265)
 - 5** – Assists notched by senior Grace Fallon at Virginia Tech, the most by a Blue Devil in a game since 2013
 - 50** – Career caused turnovers amassed by senior midfielder Maddie Crutchfield, ranking her tied for 22nd on the program's all-time career chart
 - 3** – Consecutive ranked opponents on Duke's schedule - No. 11 Northwestern, No. 25 Virginia Tech and No. 25 Stanford
 - 88.9** – Duke's clearing percentage through the first four contests (56-of-63)
 - 73.3** – Clearing percentage recorded by the Blue Devils' opponents (63-of-86)
- @DUKEWLAX**
 @LivJenner14 stats update:
 • Second at Duke in career draws with 254
 • Ranks 4th among all active Division I players

TALE OF THE TAPE

	DUKE	STAN.	BU
Goals-Shot Attempts	58-125	39-99	20-52
Goals/Game	14.50	13.00	10.00
Shots/Game	31.2	33.0	26.0
SOG Pct.	.760	.737	.808
Assists/Game	7.5	6.3	5.0
FPG-FPS	15-30	23-54	4-13
Ground Balls/Game	17.3	14.7	18.5
Draw Controls/Game	17.5	18.3	13.0
Clear Percentage	.889	.854	.829
Caused Turnovers/Game	9.8	9.7	8.0
Goals Against Average	10.50	12.67	14.00

STATISTICAL LEADERS

GOALS

15



#8 CHARLOTTE NORTH

ASSISTS

10



#13 GRACE FALLON

DRAW CONTROLS

41



#14 OLIVIA JENNER

2018 HONORS

ACC PLAYER OF THE WEEK

Charlotte North	Offensive, Feb. 20
Gabbe Cadoux	Defensive, Feb. 20
Gigi Vasile	Defensive, Feb. 13

PRESEASON ALL-ACC

Maddie Crutchfield	Midfield
--------------------	----------

INSIDE LACROSSE PRESEASON ALL-AMERICA

Gabbe Cadoux	Honorable Mention
Maddie Crutchfield	Honorable Mention
Olivia Jenner	Honorable Mention

TEAM CAPTAINS

Maddie Crutchfield, Grace Fallon, Kyra Harney

DUKE UNIVERSITY

Location	Durham, N.C.
Founded	1838 (as Trinity College)
Enrollment	6,485 undergraduates
Colors	Duke Blue and White
Nickname	Blue Devils
Conference	Atlantic Coast
President	Dr. Richard Brodhead
VP/Director of Athletics	Dr. Kevin White
Senior Women's Administrator	Jacki Silar
Stadium	Koskinen Stadium

TEAM INFORMATION

2017 Record	8-9 (1-6 ACC)
2017 ACC Finish	8th
Starters Returning/Lost	8/4
Letterwinners Returning/Lost	22/14
Newcomers	10

PROGRAM HISTORY

All-Time Record	279-142 (.663)
ACC Regular Season Record	52-45 (.536)
NCAA Tournament Appearances (Last)	19 (2016)
NCAA Semifinals	7 ('99, '05, '06, '07, '08, '11, '15)

COACHING STAFF

Head Coach	Kerstin Kimel (Maryland '93)
Associate Head Coach	Lauren Morton (Boston U. '08)
Assistant Coach	Bria Irizarry (Richmond '11)
Volunteer Asst. Coach	Morgan Heisman (JMU '10)

DUKE SPORTS INFORMATION

Sports Information Director	Art Chase
Women's Lacrosse SID	Leslie Gaber
Email	leslie.gaber@duke.edu
Office/Cell Phone	(919) 668-7938 / (614) 519-9872

2018 ROSTER

No.	Name	Year	Position	Height	Hometown (School)
1	Oralee Hespenheide	Sr.	G	5-4	Shakopee, Minn. (Thomas Jefferson)
2	Ella Bonafede	Jr.	A	5-3	Bay Shore, N.Y. (St. Anthony's)
3	Madison Dunk	Fr.	A/M	5-7	Durham, N.C. (Durham Academy)
4	Lexi Rieu	So.	M	5-6	West Friendship, Md. (Our Lady of Good Counsel)
5	Lindsey Reynolds	So.	M	5-5	Bow, N.H. (St. Paul's School)
6	Kat Zempolich	RJr.	A	5-7	Clifton, Va. (Centreville)
7	Catherine Cordrey	So.	M	5-8	Summit, N.J. (Summit)
8	Charlotte North	Fr.	A	5-7	Dallas, Texas (Episcopal School of Dallas)
9	Morgan Rodgers	Jr.	M	5-4	Warrenton, Va. (Kettle Run)
10	Kyra Harney	Sr.	A	5-6	Bay Shore, N.Y. (Bay Shore)
11	Katie Cosgrove	Fr.	M	5-3	Churchville, N.Y. (Churchville-Chili)
12	Chloë Lewis	Jr.	M	5-7	Chapel Hill, N.C. (Durham Academy)
13	Grace Fallon	Sr.	A	5-11	Monmouth Beach, N.J. (Red Bank Catholic)
14	Olivia Jenner	Jr.	A	5-10	Annapolis, Md. (McDonogh)
15	Abby Landry	Fr.	M	5-10	Hingham, Mass. (Hingham)
16	Elizabeth Fucigna	Jr.	D	5-9	Darien, Conn. (Darien)
17	Gigi Vasile	Fr.	D	5-2	Webster, N.Y. (Webster Thomas)
18	Katie Cronin	Fr.	M	5-8	Darien, Conn. (Darien/Choate Rosemary Hall)
19	Catriona Barry	Fr.	M	5-7	Napa, Calif. (St. Ignatius College Preparatory)
20	Natalie Kahn	Fr.	D	5-8	Malvern, Pa. (Great Valley)
21	Jackie Perry	Sr.	D	5-7	Mountain Lakes, N.J. (Mountain Lakes)
22	Anne Slusser	Sr.	D	5-8	Excelsior, Minn. (The Blake School)
23	Maddie Crutchfield	Sr.	M	5-8	Concord, N.H. (St. Paul's School)
24	Charlotte Tucci	Jr.	D	5-8	Rye, N.Y. (Rye)
25	Gabbe Cadoux	So.	G	5-8	Ellicott City, Md. (McDonogh)
26	Sam DeBellis	RFr.	A	5-8	Cold Spring Harbor, N.Y. (Cold Spring Harbor)
27	Mary Markwordt	Fr.	A	5-4	Marietta, Ga. (Blessed Trinity Catholic)
30	Callie Humphrey	So.	D	5-6	Summit, N.J. (Summit)
31	Michelle Staggars	Jr.	M	5-8	Stafford, Va. (Virginia Episcopal School)
32	Jamie Lockwood	Jr.	G	5-9	Richmond, Va. (Douglas Southall Freeman)
34	Ellie Majure	Jr.	M	5-7	Falls Church, Va. (St. Stephen's & St. Agnes)
36	Chase Henriquez	Fr.	G	5-8	Norwell, Mass. (Norwell)

COACHING STAFF

Head Coach: Kerstin Kimel (Maryland, 1993)
Associate Head Coach: Lauren Morton (Boston University, 2008)
Assistant Coach: Bria Irizarry (Richmond, 2011)
Volunteer Assistant Coach: Morgan Heisman (James Madison, 2010)

PRONUNCIATION GUIDE

Bonafede	bonna-feed-ee	Cadoux	KA-dew
Cordrey	cord-ray	Fucigna	few-sig-na
Kyra	keer-uh	Hespenheide	hess-pin-hide
Markwordt	mark-wart	Rieu	roo
Tucci	too-chee	Vasile	va-seal
Zempolich	zem-PAW-lick	Kerstin Kimel	KEER-stin KIM-uhl
Irizarry	air-i-zarry		

ROSTER BY CLASS

Seniors (6): Maddie Crutchfield, Grace Fallon, Kyra Harney, Oralee Hespenheide, Jackie Perry, Anne Slusser
Redshirt Junior (1): Kat Zempolich
Juniors (9): Ella Bonafede, Elizabeth Fucigna, Olivia Jenner, Chloë Lewis, Jamie Lockwood, Ellie Majure, Morgan Rodgers, Michelle Staggars, Charlotte Tucci
Sophomores (5): Gabbe Cadoux, Catherine Cordrey, Callie Humphrey, Lindsey Reynolds, Lexi Rieu
Redshirt Freshman (1): Sam DeBellis
Freshmen (10): Catriona Barry, Katie Cosgrove, Katie Cronin, Madison Dunk, Chase Henriquez, Natalie Kahn, Abby Landry, Mary Markwordt, Charlotte North, Gigi Vasile

2018 RECORD BREAKDOWN

	<i>Record</i>	<i>Streak</i>
OVERALL	3-1	L1
Home	3-0	W3
Away	0-1	L1
Neutral	0-0	
CONFERENCE	0-1	L1
Home	0-0	
Away	0-1	L1
Neutral	0-0	
NON-CONFERENCE	3-0	W3
Home	2-0	W2
Away	0-0	
Neutral	0-0	
VS. '17 NCAA TOURNAMENT TEAMS	2-0	W2
Home	2-0	W2
Away	0-0	
Neutral	0-0	
VS. TOP-5 OPPONENTS	0-0	
Home	0-0	
Away	0-0	
Neutral	0-0	
VS. TOP-10 OPPONENTS	0-0	
Home	0-0	
Away	0-0	
Neutral	0-0	
VS. TOP-25 OPPONENTS	2-1	L1
Home	2-0	W2
Away	0-1	L1
Neutral	0-0	

Leading at halftime.....	3-0.....	W3
Trailing at halftime.....	0-1.....	L1
In overtime.....	0-0.....	
When Duke scores first.....	2-0.....	W2
When opponent scores first.....	1-1.....	L1
When Duke scores 10+ goals.....	2-1.....	L1
When opponent scores 10+ goals.....	0-1.....	L1
Duke has more shots.....	2-1.....	L1
Opponent has more shots.....	0-0.....	
Duke has more draw controls.....	3-1.....	L1
Opponent has more draw controls.....	0-0.....	
Largest halftime lead.....	12.....vs. Campbell (2/16)	
Largest halftime deficit.....	7.....at VT (2/24)	
Largest margin of victory.....	10.....vs. Campbell (2/16)	
Largest margin of defeat.....	3.....at VT (2/24)	

DUKE GAME HIGHS

Goals.....	18.....vs. Campbell (2/16)
Assists.....	9. 2x, last vs. Campbell (2/16)
Shots.....	35.....vs. Campbell (2/16)
Saves.....	10.....2x, last vs. NW (2/18)
Ground Balls.....	20.....vs. Campbell (2/16)
Draw Controls.....	22.....at Virginia Tech (2/24)
Turnovers.....	16.....vs. Elon (2/11)

DUKE GAME LOWS

Goals.....	9.....vs. Northwestern (2/18)
Assists.....	4.....vs. Northwestern (2/18)
Shots.....	26.....vs. Northwestern (2/18)
Saves.....	8.....at Virginia Tech (2/24)
Ground Balls.....	14.....at Virginia Tech (2/24)
Draw Controls.....	12.....vs. Northwestern (2/18)
Turnovers.....	12.....at Virginia Tech (2/24)

OPPONENT GAME HIGHS

Goals.....	17.....Virginia Tech (2/24)
Draw Controls.....	12.....Elon (2/11)

JENNER CLOSING IN ON CAREER DRAWS RECORD

• With her second 12-draw control effort of the season last Saturday at Virginia Tech, junior attacker Olivia Jenner moved within 11 draws of Duke's career record in the category. She owns 254 draw controls in three seasons to sit just 11 shy of the Blue Devils' all-time career leader, Emma Hamm (265).

• Jenner's 254 career draw controls rank her fourth among all active Division I players.

• The Annapolis, Md., native has helped Duke outdraw its opponents in three of the four contests to start the season. The Blue Devils have totaled 70 draw controls to just 37 by their opponents.

Division I Active Career Leaders - Draw Controls

1.	366	Shelby Fredericks, Sr., Northwestern	63 games
2.	292	Katherine Judge, Sr., Winthrop	64
3.	271	Caroline Queally, Sr., Richmond	61
4.	254	Olivia Jenner, Jr., Duke	41
5.	251	Darby Kiernan, Sr., Colorado	60

FALLON TURNS IN CAREER DAY AT VIRGINIA TECH

• Senior Grace Fallon paced the attack in a high-scoring affair last Saturday in Blacksburg.

• The attacker from Monmouth Beach, N.J., notched a career-high five assists, with all five coming in the second half. Fallon also recorded both of her goals in the final 30 minutes as the Blue Devils outscored Virginia Tech, 11-7, for the half.

• Fallon's five assist performance marked the highest single game output by a Blue Devil since Kerrin Maurer had five dimes Feb. 8, 2013 against the Hokies.

• Fallon's seven points were also good for a career high. It marked the second time this season a Blue Devil totaled seven points in a game.

Single Game Point Outputs

1.	7	Grace Fallon at Virginia Tech (2/24)	L, 17-14
	7	Charlotte North vs. Campbell (2/16)	W, 18-8
3.	5	Charlotte North at Virginia Tech (2/24)	L, 17-14
	5	Kyra Harney vs. Campbell (2/16)	W, 18-8
	5	Maddie Crutchfield vs. Elon (2/11)	W, 17-9
	5	Grace Fallon vs. Elon (2/11)	W, 17-9

FRESHMAN FOCUS

• Freshman attacker Charlotte North has impressed in her first few games in a Duke uniform, posting four hat tricks in as many outings.

• Her six-goal output against Campbell marked the highest by a Blue Devil this season. The Dallas, Texas native also scored the game winner in a 9-8 defeat of No. 11 Northwestern Feb. 18.

• North's 15 goals and 18 points lead the Duke attack. She entered the week ranked third in the ACC and 20th nationally with 3.75 goals per game.

• North became the first Blue Devil to garner ACC Offensive Player of the Week recognition as a freshman since Kelci Smesko in 2013.

• Rookie midfielder Catriona Barry is tied for second on the team with 10 draw controls.

• Fellow midfielder Abby Landry notched the first goal of her collegiate career last Saturday at Virginia Tech. She rounded out the stat sheet with two ground balls and one draw control.

DUKE, STANFORD TO CELEBRATE ACE PROGRAM

• Student-athletes from Duke and Stanford who have participated in the Rubenstein-Bing Student-Athlete Civic Engagement Program (ACE) will be recognized prior to Friday's contest.

• Established in 2016, ACE is a collaborative initiative between the schools that allows student-athletes to participate in three-week, immersive summer service experiences with an international community partner.

• Blue Devils Michelle Staggers (ACE in India: 2016) and Chloë Lewis (ACE in South Africa: 2017) have previously participated in the program.

• For more information, check out ace.duke.edu.

STANFORD SERIES HISTORY

• The Blue Devils hold an 8-0 advantage in the all-time series with the Cardinal following a 12-8 victory last February in the Patriot Cup in Frisco, Texas.

• Maddie Crutchfield netted five goals, including two inside the seven minutes, to lead Duke past 12th-ranked Stanford in that meeting. Crutchfield earned ACC Offensive Player of the Week accolades for her performance.

STANFORD (8-0)

Series Results

F	18	2017		N	W	12-8
M	9	2014	■	N	W	13-8
F	17	2008		N	W	16-9
F	18	2007		A	W	14-8
M	26	2005		N	W	18-1
A	16	2004		H	W	9-5
M	29	2003		A	W	12-7
M	30	1996		N	W	10-7

■ denotes NCAA Tournament game

SCOUTING THE CARDINAL

• Stanford (1-2) claimed its first win of the season last Friday, downing Harvard, 21-11. Fifth-year senior Kelsey Murray became the program's all-time leading scorer with a hat trick in that game.

• Murray owns a team-high 11 points this season (6g, 5a) and 236 points for her career. She enters Friday's matchup on a 58-game point streak that dates back to March of 2014.

• Daniella McMahon and Julia Massaro lead the Cardinal at the draw with 12 draw controls each.

• Allie DaCar has handled responsibilities in the net, totaling 22 saves and a 12.62 goals against average.

DUKE VS. THE PAC-12

• 2018 marks the inaugural season for the Pac-12 Conference. The Blue Devils are 10-1 all-time against teams in the Pac-12, having faced Stanford the most of any Pac-12 team.

BOSTON UNIVERSITY SERIES HISTORY

• Duke has claimed the only two previous meetings with the Terriers, with the last matchup coming in 2013.

Series Results

BOSTON UNIVERSITY (2-0)

Y	5	2013		H	W	18-9
M	10	2010		H	W	10-6

SCOUTING THE TERRIERS

• The Terriers evened their record at 1-1 with a 14-10 win at UMass Lowell Wednesday. Three different players recorded hat tricks in the victory.

• Kailey Conry paces the BU attack in goals (5), assists (8) and points (13) through the team's first two contests.

• Bianca Smith notched seven saves en route to collecting her first career win in the net against the River Hawks.

STATISTICAL LEADERS

POINTS	2018	Career
Charlotte North	18	18
Grace Fallon	17	77
Maddie Crutchfield	12	126

GOALS	2018	Career
Charlotte North	15	15
Maddie Crutchfield	9	81
Olivia Jenner	8	46

ASSISTS	2018	Career
Grace Fallon	10	42
Kyra Harney	5	57

GAME-WINNING GOALS	2018	Career
Grace Fallon	1	3
Olivia Jenner	1	2
Charlotte North	1	1

FREE POSITION GOALS	2018	Career
Maddie Crutchfield	3	26
Grace Fallon	3	4

GROUND BALLS	2018	Career
Gabbe Cadoux	12	22
Callie Humphrey	8	27

DRAW CONTROLS	2018	Career
Olivia Jenner	41	254
Maddie Crutchfield	10	71
Catriona Barry	10	10

CAUSED TURNOVERS	2018	Career
Kyra Harney	6	41
Anne Slusser	6	17

SAVES	2018	Career
Gabbe Cadoux	28	96
Jamie Lockwood	5	75

GOALS AGAINST AVERAGE	2018	Career
Gabbe Cadoux	8.97	11.30
Jamie Lockwood	18.09	11.05

SAVE PERCENTAGE	2018	Career
Gabbe Cadoux	.483	.429
Jamie Lockwood	.333	.417

THREE-PLUS GOAL GAMES	2018	Career
Charlotte North	4	4
Maddie Crutchfield	2	12
Olivia Jenner	1	5

MULTIPLE ASSIST GAMES	2018	Career
Grace Fallon	2	10
Kyra Harney	1	12
Catriona Barry	1	1
Charlotte North	1	1

INDIVIDUAL SEASON HIGHS

Points.....7.....2x, last Grace Fallon at VT (2/24)
 Goals.....6.....Charlotte North vs. Campbell (2/16)
 Assists.....5.....Grace Fallon at VT (2/24)
 Saves.....10.....2x, last Gabbe Cadoux vs. NW (2/18)
 Ground Balls.....6.....Gabbe Cadoux vs. Elon (2/11)
 Draw Controls....12.....2x, last Olivia Jenner at VT (2/24)
 Caused TO.....3.....Anne Slusser vs. Elon (2/11)

• Blue Devil associate head coach Lauren Morton is a 2008 graduate of Boston University and was a two-time captain for the Terriers during her playing career.

DUKE VS. THE PATRIOT LEAGUE

• The Blue Devils are 12-4 historically against opponents from the Patriot League.

CADOUX APPROACHING CENTURY MARK IN SAVES

• Sophomore Gabbe Cadoux sits four saves shy of the century mark for her career following a pair of double-digit save performances against Elon and Northwestern.
 • She stands to become the eighth goalkeeper in Duke history to reach the 100-saves mark.
 • Cadoux enters Saturday's matchup averaging 7.00 saves per game and ranks 17th nationally in goals against average (8.97).

AGAINST RANKED OPPONENTS

• The Blue Devils are 18-19 against ranked foes since 2015 with wins over two ranked opponents already this season. The squad dispatched No. 21 Elon, 17-9, in the season opener and edged No. 11 Northwestern, 9-8, Feb. 18.

HOME SWEET HOME

• Head coach Kerstin Kimel's squad will play 11 of its 16 regular season contests at home in Koskinen Stadium this spring. The 11 home contests include ACC matchups against Louisville, Virginia and Boston College.
 • Duke went 4-4 at home last spring and is 68-21 at Koskinen since the 2009 season.

PRESEASON ACCOLADES

• Senior midfielder Maddie Crutchfield was selected to the 2018 Preseason All-ACC Team. The co-captain from Concord, N.H., was a second team all-conference pick last spring.
 • Crutchfield was also tabbed a Preseason All-America honorable mention selection by Inside Lacrosse. She was joined in earning honorable mention recognition from the publication by sophomore goalkeeper Gabbe Cadoux and junior attacker Olivia Jenner.

DUKE IN THE PRESEASON POLLS

• The Blue Devils came in at No. 20 in the Intercollegiate Women's Lacrosse Coaches Association (IWLCA) Division I Coaches Poll released Jan. 29.
 • Nine of Duke's 2018 opponents were listed in the initial poll, including three inside the top 10.
 • Head coach Kerstin Kimel's squad was also tabbed No. 19 in preseason rankings released by Inside Lacrosse and US Lacrosse Magazine.
 • Duke was picked to finish sixth in the ACC in a preseason poll of the conference's eight head coaches.

Blue Devil Opponents in IWLCA Preseason Poll

3	North Carolina	April 21	Chapel Hill, N.C.
6	Boston College	April 7	Durham, N.C.
7	Syracuse	March 31	Syracuse, N.Y.
11	Northwestern	Feb. 18	Durham, N.C.
12	Penn	March 17	Durham, N.C.
14	Virginia	March 24	Durham, N.C.
15	Notre Dame	April 15	Notre Dame, Ind.
21	Elon	Feb. 11	Durham, N.C.
23	Stanford	March 2	Durham, N.C.

VETERAN ATTACK RETURNS IN 2018

• The Blue Devils return six of their seven leading point scorers from a year ago.
 • Seniors Maddie Crutchfield (32g, 17a) and Kyra Harney (30g, 20a) lead the way after achieving statistical milestones last spring. Harney became the 17th player in program history to reach 100 career goals while Crutchfield became the 26th player in Duke history to reach the 100-point mark for her career.
 • Catherine Cordrey found a home among the Blue Devil attack last year, tying for seventh on the program's freshman chart with 28 goals.
 • Duke also welcomes back Olivia Jenner (20g, 8a), Ellie Majure (17g, 9a) and Grace Fallon (16g, 16a) - all starters from a season ago.

IRIZARRY JOINS DUKE COACHING STAFF

• Bria Irizarry joined the Blue Devil coaching staff in August after spending the past three seasons as the top assistant at Army West Point alongside head coach Kristen Waagbo - a former Blue Devil standout and assistant coach.
 • Irizarry oversees Duke's defensive personnel, which includes returners Anne Slusser, Michelle Staggers, Callie Humphrey and Charlotte Tucci.
 • A 2011 graduate of Richmond, Irizarry has also previously coached at George Washington and at her alma mater.

IWLCA COACHES POLL

As of Feb. 26

School Name	Record	Previous Rank
1 Stony Brook (21)	3-0	2
2 Maryland (2)	2-1	1
3 North Carolina (1)	3-1	7
4 Florida	2-1	3
5 Syracuse (1)	3-0	4
6 Boston College	5-0	5
7 James Madison	4-0	8
8 Northwestern	4-1	15
9 Virginia	3-0	16
10 Towson	2-0	11
11 Navy	3-0	10
12 Southern California	2-2	6
13 Penn State	3-1	12
14 Princeton	1-1	9
15 Penn	2-0	14
16 Duke	3-1	13
17 Notre Dame	3-2	18
18 Cornell	1-1	17
19 Virginia Tech	3-2	25
20 Johns Hopkins	3-1	22
21 Denver	3-1	21
22 Colorado	2-2	20
23 Loyola	0-2	23
24 Massachusetts	1-2	19
25 Stanford	1-2	24

INSIDE LACROSSE MEDIA POLL

As of Feb. 26

School Name	Record	Previous
1 Stony Brook (21)	3-0	2
2 Boston College (1)	5-0	3
3 North Carolina (1)	3-1	8
4 Maryland (1)	2-1	1
5 James Madison	4-0	6
6 Florida	2-1	4
7 Syracuse	3-0	5
8 Navy	3-0	9
9 Towson	2-0	11
10 Northwestern	4-1	13
11 Virginia	3-0	16
12 Penn	2-0	14
13 USC	2-2	7
14 Duke	3-1	10
15 Penn State	3-1	15
16 Princeton	1-1	12
17 Virginia Tech	3-12	RV
18 Notre Dame	3-2	17
19 Johns Hopkins	3-1	23
20 Denver	3-1	20

RV: Cornell, Yale, Colorado, Louisville, Vanderbilt, UMass, Richmond

WEEK-BY-WEEK RANKINGS

Date	IWLCA	IL Women	US Lac Mag
Preseason	20	19	19
Feb. 12	--	18	19
Feb. 19	13	10	12
Feb. 26	16	14	16

PREVIOUS GAME'S STARTING LINEUP

POS.	NO.	YR.	NAME	G-A-P	GB-DC-CT	NOTES
A	8	Fr.	Charlotte North	15-3-18	3-0-0	4 hat tricks in as many collegiate games
A	10	Sr.	Kyra Harney	4-5-9	3-0-6	Tied for team lead in cto
A	13	Sr.	Grace Fallon	7-10-17	6-0-4	Career-high 5a, 7p at Virginia Tech
A	14	Jr.	Olivia Jenner	8-3-11	2-41-3	ACC leader in dc/game
M	15	Fr.	Abby Landry	1-0-1	3-1-1	Scored 1st collegiate goal vs. Hokies
M	19	Fr.	Catriona Barry	1-2-3	4-10-3	4 dc at Virginia Tech
M	23	Sr.	Maddie Crutchfield	9-3-12	4-10-3	2nd 4g game of season at VT
D	17	Fr.	Gigi Vasile	0-0-0	0-0-1	Owens 3 starts on defense
D	22	Sr.	Anne Slusser	0-0-0	4-0-6	Tied for team lead in cto
D	24	Jr.	Charlotte Tucci	0-0-0	4-0-3	Moved into starting lineup this spring
D	30	So.	Callie Humphrey	0-0-0	8-0-3	Career-high 4gb against Elon
GK	25	So.	Gabbe Cadoux	0-0-0	12-0-0	2 10-save performances this spring

NCAA STATISTICAL RANKINGS

As of Feb. 25

TEAM	Category	Value	ACC	NCAA
Goals/Game	14.50	5	22	
Assists/Game	7.50	2	10	
Points/Game	22.00	4	12	
Free Position Pct.	.500	4	28	
Ground Balls/Game	17.25	7	66	
Draw Controls/Game	17.50	1	6	
Caused Turnovers/Game	13.00	2	8	
Goals Against Average	9.75	3	41	
Scoring Margin	4.00	7	25	

INDIVIDUAL

Gabbe Cadoux	Value	Team	ACC	NCAA
Goals Against Avg.	8.97	1	4	17
Ground Balls/Game	3.00	1	4	60
Save Pct.	.483	1	5	27
Saves/Game	7.00	1	5	62

Maddie Crutchfield	Value	Team	ACC	NCAA
FPG/Game	0.75	t-1	11	133
Points/Game	3.00	3	19	143
Shot Pct.	.529	2	13	109

Grace Fallon	Value	Team	ACC	NCAA
Assists/Game	2.50	1	1	13
FPG/Game	0.75	t-1	11	133
Points/Game	4.25	2	6	53

Kyra Harney	Value	Team	ACC	NCAA
Assists/Game	1.25	2	11	111
CTO/Game	1.50	t-1	7	110

Olivia Jenner	Value	Team	ACC	NCAA
Draw Controls/Game	10.25	1	1	3
Shot Pct.	.500	3	14	122

Charlotte North	Value	Team	ACC	NCAA
Goals/Game	3.75	1	3	20
Points/Game	4.50	1	4	35
Shot Pct.	.625	1	7	44

Anne Slusser	Value	Team	ACC	NCAA
CTO/Game	1.50	t-1	7	110

DUKE RECORD BOOKS

CAREER RECORDS:

POINTS	Player	Year	Points
13.	Kyra Harney	2015-Pr	173
21.	Maddie Crutchfield	2015-Pr	126
31.	Grace Fallon	2015-Pr	77
t38.	Olivia Jenner	2016-Pr	64

GOALS

16.	Kyra Harney	2015-Pr	116
t24.	Maddie Crutchfield	2015-Pr	81
t35.	Olivia Jenner	2016-Pr	46
47.	Grace Fallon	2015-Pr	35
t50.	Catherine Cordrey	2017-Pr	31

ASSISTS

11.	Kyra Harney	2015-Pr	57
16.	Maddie Crutchfield	2015-Pr	45
18.	Grace Fallon	2015-Pr	42
t36.	Olivia Jenner	2016-Pr	18

GROUND BALLS

31.	Maddie Crutchfield	2015-Pr	92
-----	--------------------	---------	----

DRAW CONTROLS

2.	Olivia Jenner	2016-Pr	254
t19.	Maddie Crutchfield	2015-Pr	91

CAUSED TURNOVERS

t22.	Maddie Crutchfield	2015-Pr	50
t34.	Kyra Harney	2015-Pr	41

GAME-WINNING GOALS

7.	Kyra Harney	2015-Pr	7
t23.	Maddie Crutchfield	2015-Pr	3
	Grace Fallon	2015-Pr	3

FREE POSITION GOALS

t4.	Maddie Crutchfield	2015-Pr	26
16.	Kyra Harney	2015-Pr	18
19.	Catherine Cordrey	2017-Pr	14

SAVES

9.	Gabbe Cadoux	2017-Pr	96
10.	Jamie Lockwood	2016-Pr	75
t14.	Chase Henriquez	2018-Pr	4

SAVE PERCENTAGE

11.	Gabbe Cadoux	2017-Pr	.429
12.	Jamie Lockwood	2016-Pr	.4217

GOALS AGAINST AVERAGE

14.	Jamie Lockwood	2016-Pr	11.05
15.	Gabbe Cadoux	2017-Pr	11.30

KERSTIN KIMEL

HEAD COACH • 23RD SEASON AT DUKE
MARYLAND, 1993



The only head coach in Duke women's lacrosse history, Kerstin Kimel has led the program from its inception in 1996, molding the Blue Devils into one of the nation's elite teams.

In Kimel's 22 seasons at the helm of Duke women's lacrosse, she has guided the Blue Devils to seven national semifinals, four ACC regular season titles, an ACC Tournament Championship and 19 NCAA Tournament appearances.

A five-time ACC Coach of the Year, Kimel has overseen 59 All-America selections, 82 all-region honorees and 70 All-ACC picks. Six of her former players have competed on the U.S. National Team, representing the United States at the 2009, 2013 and 2017 World Cups. The Blue Devils have achieved equal success in the classroom during Kimel's tenure, collecting 59 IWFLCA Academic Honor Roll accolades since 1997.

Kimel registered her 250th career victory Feb. 22, 2015 in a win over William & Mary. She is one of just six active Division I coaches with 280 or more wins.

Kimel was honored with an IWFLCA Service Award in November, 2016 for her work as co-chair of the NCAA Division I Legislation Committee to slow down early recruiting within the sport. She was presented with the IWFLCA's highest award, the Diane Geppi-Aikens Memorial Award, in November, 2015.

Duke returned to the NCAA semifinals to punctuate an outstanding 16-5 campaign in 2015. Led by a veteran group of eight seniors, the Blue Devils concluded the season ranked fourth in the final national poll. Attacker Kerrin Maurer became Duke's career assist leader and garnered first team All-America recognition from the IWFLCA. Goalkeeper Kelsey Duryea headlined the Blue Devils' three All-America selections in 2016, and concluded an outstanding career as one of just three goalkeepers in ACC history to top 600 saves for her career. She ranked among the nation's leaders in save percentage while anchoring Duke to an 11-9 ledger and a trip to the NCAA second round.

The Blue Devils recorded 14 or more wins four times from 2009 to 2014, advancing to the national quarterfinals on five occasions and the semifinals in 2011. Under Kimel's watch, Duke produced 13 All-America selections during that time, while Emma Hamm (2011) and Carolyn Davis (2009) were named finalists for the Tewaaron Trophy. Led by Davis and Caroline Cryer, the 2009 squad rewrote the program's offensive record book, totaling team highs in goals scored (313), assists (150) and points (463). In 2013, Duryea became the first goalkeeper in program history to receive All-America recognition as a rookie, rounding out the season ranked top-10 nationally in save percentage and saves per game. A two-time first team All-American on defense, Taylor Virden wrapped up her senior campaign (2014) ranked second in program history in career draw controls.

From 2004 to 2008, Duke put together one of the most successful stretches in program history, advancing to four consecutive national semifinals from 2005 to 2008 and earning at least a share of four-straight ACC regular season titles from 2004 to 2007. During that span, the Blue Devils placed 21 players on both All-America and all-region lists, in addition to posting three Tewaaron finalists. Kimel led Duke to a 13-8 overall record and the Blue Devils' fourth-straight NCAA semifinal appearance in 2008, earning womenslax.com Coach of the Year honors for her efforts.

Led by Tewaaron Trophy recipient and two-time ACC Player of the Year Katie Chrest, the 2005 and 2006 Duke squads combined for a 35-7 overall record, including a program-best 18 victories in 2006, a 7-2 mark in the ACC and two conference regular season titles. After seven consecutive NCAA Tournaments bids, the 2005 installment earned a trip to the national semifinals for the second time in program history to ignite Duke's string of four straight appearances.

From 2000 to 2002, the Blue Devils advanced to three consecutive NCAA Tournament quarterfinals, and in 2001, made the program's first ACC Championship game. However, success did not always come easy, as Duke's 12th women's varsity program began its inaugural season in 1996 with four-straight losses before earning the Devils' first win -- a 10-6 victory over UMBC on March 18, 1996. The Blue Devils would finish the season at 3-12, marking the first and only year Duke women's lacrosse has posted a losing record. Duke began its rapid ascension the following season, recording an 8-8 mark before breaking through in 1998 with the program's first NCAA Tournament bid. The 1999 season took Duke to new heights as the Blue Devils achieved the program's first trip to the NCAA semifinals.

Prior to her arrival at Duke, Kimel was the head coach at Davidson College, leading the newly-created Wildcats program to a 4-8 record in 1994 as one of the nation's youngest head coaches in her first and only season at Davidson.

Kimel was no stranger to NCAA Division I women's lacrosse before her time at Davidson, having played at the University of Maryland from 1990-93. During her career, she led the Terrapins to four consecutive national semifinal appearances and the 1992 NCAA National Championship. The Havertown, Pa., native was a two-time All-America selection and the 1993 NCAA National Defensive Player of the Year, appearing in Sports Illustrated's "Faces in the Crowd." Kimel graduated from Maryland in 1993 with a bachelor's degree in speech communications.

Most recently, Kimel served as Co-Chair of the IWFLCA Recruiting Issues Committee from 2014-16 and is currently the Chair of the IWFLCA Division I Legislative Committee.

KIMEL YEAR-BY-YEAR

Year	School	Overall Record	Conference Record
1994	Davidson	4-8	--
1996	Duke	3-12	--
1997	Duke	8-8	0-3 (4th)
1998	Duke	10-7	1-2 (3rd)
1999	Duke	13-5	1-2 (3rd)
2000	Duke	11-6	1-2 (3rd)
2001	Duke	15-4	2-1 (2nd)
2002	Duke	10-8	1-2 (3rd)
2003	Duke	13-5	2-1 (2nd)
2004	Duke	13-6	3-0 (1st)
2005	Duke	17-4	3-1 (1st)
2006	Duke	18-3	4-1 (1st)
2007	Duke	16-4	4-1 (1st)
2008	Duke	13-8	3-2 (3rd)
2009	Duke	15-6	3-2 (3rd)
2010	Duke	14-6	2-3 (4th)
2011	Duke	15-5	4-1 (2nd)
2012	Duke	12-7	3-2 (2nd)
2013	Duke	14-6	2-3 (4th)
2014	Duke	11-8	3-4 (5th)
2015	Duke	16-5	5-2 (2nd)
2016	Duke	11-9	4-3 (4th)
2017	Duke	8-9	1-6 (8th)
2018	Duke	3-1	0-1
Totals	23 seasons	283-150	--
Davidson	1 season	4-8	--
Duke	22 seasons	279-142	52-45

KIMEL VS. ALL OPPONENTS

School	Duke W-L	Total W-L	School	Duke W-L	Total W-L
American	--	0-1	Louisville	4-1	4-1
Boston Coll.	14-2	14-2	Loyola	2-2	2-2
Boston U.	2-0	2-0	Lynchburg	--	0-1
Brown	2-0	2-0	Maryland	9-19	9-19
Bucknell	1-0	1-0	Navy	5-0	5-0
California	1-0	1-0	N. Carolina	14-22	14-22
Campbell	2-0	2-0	Northwestern	4-14	4-14
Canisius	1-0	1-0	Notre Dame	11-5	11-5
Colgate	0-1	0-1	Ohio St	3-1	3-1
Columbia	1-0	1-0	Penn	5-4	5-4
Dartmouth	12-6	12-6	Presbyterian	2-0	2-0
Davidson	13-0	13-0	Princeton	10-8	10-8
Denver	6-0	6-0	R. Macon	--	0-1
Drexel	1-0	1-0	Richmond	13-1	13-1
Duquesne	3-0	3-0	Roanoke Coll.	--	0-1
Elon	4-1	4-1	Saint Joseph's	2-0	2-1
Florida	1-0	1-0	Saint Mary's	1-0	1-0
Furman	1-0	1-0	Southern Cal	1-1	1-1
George Mason	2-1	2-2	Stanford	8-0	8-0
Georgetown	15-9	15-9	Stony Brook	1-0	1-0
Greensboro Col.	--	2-0	Syracuse	1-4	1-4
Guilford Coll.	--	1-0	Temple	1-1	1-1
High Point	2-0	2-0	Towson	2-2	2-2
Hofstra	3-0	3-0	UMBC	3-0	3-0
Holy Cross	1-0	1-0	Vanderbilt	16-4	16-4
Jacksonville	2-0	2-0	Vermont	1-0	1-0
James Madison	5-1	5-1	Villanova	2-0	2-0
Johns Hopkins	7-1	7-1	Virginia	14-23	14-23
Lehigh	1-1	1-1	Virginia Tech	19-2	19-2
LeMoyn	1-0	1-0	W&M	16-3	16-3
Longwood	2-0	3-0	Yale	2-2	2-2

NCAA DIVISION I ALL-TIME WINS

Name	Yrs	W	L	Pct.
1 Cindy Timchal *	35	494	129	.793
2 Chris Sailer *	31	387	153	.717
3 Jenny Levy *	22	315	110	.741
4 Julie Myers *	22	304	135	.692
5 Mandee O'Leary *	22	295	98	.751
6 Kerstin Kimel *	23	283	150	.654
7 Tracy Coyne *	28	280	173	.618
8 Janine Tucker *	24	274	145	.653
9 Kelly Amonte Hiller *	16	268	68	.798
10 Cathy Reese *	14	260	48	.844

#19 CATRIONA BARRY • MIDFIELD

FRESHMAN • NAPA, CALIF.

Year	GP-GS	G	A	P	Shots	Shot%	SOG	SOG%	FPG-FPS	GWG	GB	DC	DSv	TO	CT	F
2018	4-4	1	2	3	6	.167	3	.500	0-1	0	4	10	0	6	3	9
Total	4-4	1	2	3	6	.167	3	.500	0-1	0	4	10	0	6	3	9

BARRY SEASON/CAREER HIGHS:

Goals:	1	vs. Campbell	2/16/18
Assists:	2	vs. Elon	2/11/18
Points:	2	vs. Elon	2/11/18
Ground Balls:	2	2x, last vs. Northwestern	2/18/18
Draw Controls:	4	at Virginia Tech	2/24/18
Caused Turnovers:	1	3x, last at Virginia Tech	2/24/18

#2 ELLA BONAFEDE • ATTACK

JUNIOR • BAY SHORE, N.Y.

Year	GP-GS	G	A	P	Shots	Shot%	SOG	SOG%	FPG-FPS	GWG	GB	DC	DSv	TO	CT	F
2016	9-0	4	1	5	7	.571	7	1.000	3-4	0	6	0	0	8	0	1
2017	9-0	2	3	5	5	.400	4	.800	0-2	0	2	1	0	5	0	1
2018	3-0	1	0	1	3	.333	2	.667	1-3	0	2	0	0	1	0	1
Total	21-0	7	4	11	15	.467	13	.867	4-9	0	10	1	0	14	0	3

BONAFEDE CAREER HIGHS:

Goals:	1	7x, last vs. Campbell	2/16/18
Assists:	2	vs. Furman	2/10/17
Points:	2	vs. Furman	2/10/17
Free Position Goals:	1	4x, last vs. Campbell	2/16/18
Ground Balls:	2	4x, last vs. Campbell	2/16/18
Draw Controls:	1	vs. Furman	2/10/17

BONAFEDE SEASON HIGHS:

Goals:	1	vs. Campbell	2/16/18
Assists:			
Points:	1	vs. Campbell	2/16/18
Free Position Goals:	1	vs. Campbell	2/16/18
Ground Balls:	2	vs. Campbell	2/16/18
Draw Controls:			

#25 GABBE CADOUX • GOALKEEPER

SOPHOMORE • ELLICOTT CITY, MD.

Year	GP-GS	Min	GA	GAA	Svs	Sv%	W	L	Faced	GB	TO	CT	F
2017	11-7	478:43	98	12.28	68	.410	3	5	241	10	1	1	0
2018	4-4	200:39	30	8.97	28	.483	3	1	80	12	0	0	0
Total	15-11	679:22	128	11.30	96	.429	6	6	321	22	1	1	0

CADOUX CAREER HIGHS:

Fewest Goals Against:	0	vs. Presbyterian	4/17/17
Saves:	11	at Boston College	4/8/17
Ground Balls:	6	vs. Elon	2/11/18
Caused Turnovers:	1	at Elon	3/29/17

CADOUX SEASON HIGHS:

Fewest Goals Against:	3	vs. Campbell	2/16/18
Saves:	10	2x, last vs. Northwestern	2/18/18
Ground Balls:	6	vs. Elon	2/11/18
Caused Turnovers:			

#7 CATHERINE CORDREY • MIDFIELD

SOPHOMORE • SUMMIT, N.J.

Year	GP-GS	G	A	P	Shots	Shot%	SOG	SOG%	FPG-FPS	GWG	GB	DC	DSv	TO	CT	F
2017	17-2	29	4	33	55	.527	39	.709	13-18	1	9	6	0	42	6	37
2019	4-0	2	1	3	10	.200	7	.700	1-2	0	5	2	0	1	0	11
Total	21-2	31	5	36	65	.477	46	.708	14-20	1	14	8	0	43	6	48

CORDREY CAREER HIGHS:

Goals:	4	2x, last vs. Presbyterian	4/17/17
Assists:	2	vs. Stanford	2/20/17
Points:	4	4x, last vs. Presbyterian	4/17/17
Free Position Goals:	2	vs. Navy	2/12/17
Ground Balls:	3	vs. Northwestern	2/18/18
Draw Controls:	2	at Virginia Tech	2/24/18
Caused Turnovers:	3	vs. Navy	2/12/17

CORDREY SEASON HIGHS:

Goals:	1	2x, last vs. Campbell	2/16/18
Assists:	1	vs. Campbell	2/16/18
Points:	2	vs. Campbell	2/16/18
Free Position Goals:	1	vs. Campbell	2/16/18
Ground Balls:	3	vs. Northwestern	2/18/18
Draw Controls:	2	at Virginia Tech	2/24/18
Caused Turnovers:			

#11 KATIE COSGROVE • MIDFIELD

FRESHMAN • CHURCHVILLE, N.Y.

Year	GP-GS	G	A	P	Shots	Shot%	SOG	SOG%	FPG-FPS	GWG	GB	DC	DSv	TO	CT	F
2018	2-0	0	0	0	0	.000	0	.000	0-0	0	0	0	0	0	0	0
Total	2-0	0	0	0	0	.000	0	.000	0-0	0	0	0	0	0	0	0

#18 KATIE CRONIN • MIDFIELD

FRESHMAN • DARIEN, CONN.

Year	GP-GS	G	A	P	Shots	Shot%	SOG	SOG%	FPG-FPS	GWG	GB	DC	DSv	TO	CT	F
2018	4-0	0	0	0	1	.000	1	1.000	0-1	0	3	2	0	5	3	7
Total	4-0	0	0	0	1	.000	1	1.000	0-1	0	3	2	0	5	3	7

CRONIN SEASON/CAREER HIGHS:

Ground Balls:	2	vs. Campbell	2/16/18
Draw Controls:	1	2x, last vs. Campbell	2/16/18
Caused Turnovers:	2	vs. Campbell	2/16/18

#23 MADDIE CRUTCHFIELD • MIDFIELD

SENIOR • CONCORD, N.H.

Year	GP-GS	G	A	P	Shots	Shot%	SOG	SOG%	FPG-FPS	GWG	GB	DC	DSv	TO	CT	F
2015	21-17	13	5	18	30	.433	25	.833	5-10	0	22	15	0	12	14	18
2016	20-20	27	20	47	62	.435	51	.823	8-21	1	35	33	0	31	18	31
2017	17-17	32	17	49	72	.444	56	.778	10-25	2	31	33	0	25	15	28
2018	4-4	9	3	12	17	.529	15	.882	3-6	0	4	10	0	1	3	10
Total	62-58	81	45	126	181	.448	147	.812	26-62	3	91	91	0	69	50	87

CRUTCHFIELD CAREER HIGHS:

Goals:	5	2x, last at Northwestern	4/15/17
Assists:	6	vs. Louisville	3/12/16
Points:	9	vs. Louisville	3/12/16
Free Position Goals:	3	at Northwestern	4/15/17
Ground Balls:	5	3x, last vs. Furman	2/10/17
Draw Controls:	7	vs. Virginia Tech	3/4/17
Caused Turnovers:	3	3x, last at Elon	3/29/17

CRUTCHFIELD SEASON HIGHS:

Goals:	4	2x, last at Virginia Tech	2/24/18
Assists:	1	3x, last vs. Northwestern	2/18/18
Points:	5	vs. Elon	2/11/18
Free Position Goals:	1	3x, last at Virginia Tech	2/24/18
Ground Balls:	2	vs. Northwestern	2/18/18
Draw Controls:	4	vs. Elon	2/11/18
Caused Turnovers:	2	vs. Elon	2/11/18

#26 SAM DeBELLIS • ATTACK

REDSHIRT FRESHMAN • COLD SPRING HARBOR, N.Y.

Year	GP-GS	G	A	P	Shots	Shot%	SOG	SOG%	FPG-FPS	GWG	GB	DC	DSv	TO	CT	F
2017	1-0	1	0	1	1	1.000	1	1.000	1-1	0	2	0	0	1	0	0
2018	0-0	0	0	0	0	.000	0	.000	0-0	0	0	0	0	0	0	0
Total	1-0	1	0	1	1	1.000	1	1.000	1-1	0	2	0	0	1	0	0

DeBELLIS CAREER HIGHS:

Goals:	1	vs. Furman	2/10/17
Points:	1	vs. Furman	2/10/17
Free Position Goals:	1	vs. Furman	2/10/17
Ground Balls:	2	vs. Furman	2/10/17

DeBELLIS SEASON HIGHS:

Goals:			
Points:			
Free Position Goals:			
Ground Balls:			

#3 MADISON DUNK • ATTACK/MIDFIELD

FRESHMAN • DURHAM, N.C.

Year	GP-GS	G	A	P	Shots	Shot%	SOG	SOG%	FPG-FPS	GWG	GB	DC	DSv	TO	CT	F
2018	2-0	0	0	0	0	.000	0	.000	0-0	0	0	0	0	0	0	0
Total	2-0	0	0	0	0	.000	0	.000	0-0	0	0	0	0	0	0	0

#13 GRACE FALLON • ATTACK

SENIOR • MONMOUTH BEACH, N.J.

Year	GP-GS	G	A	P	Shots	Shot%	SOG	SOG%	FPG-FPS	GWG	GB	DC	DSv	TO	CT	F
2015	5-0	1	0	1	7	.143	4	.571	0-0	0	3	0	0	2	0	4
2016	17-15	11	16	27	33	.333	26	.788	1-5	2	15	2	0	17	5	10
2017	17-17	16	16	32	31	.516	24	.774	1-2	0	16	5	0	18	6	9
2018	4-4	7	10	17	18	.389	13	.722	3-4	1	6	0	0	5	4	6
Total	43-36	35	42	77	89	.393	67	.753	5-11	3	40	7	0	42	15	29

FALLON CAREER HIGHS:

Goals:	4	at North Carolina	5/15/16
Assists:	5	at Virginia Tech	2/24/18
Points:	7	at Virginia Tech	2/24/18
Free Position Goals:	2	at Virginia Tech	2/24/18
Ground Balls:	4	vs. Campbell	2/16/18
Draw Controls:	2	vs. Syracuse	4/2/17
Caused Turnovers:	2	vs. Campbell	2/16/18

FALLON SEASON HIGHS:

Goals:	2	3x, last at Virginia Tech	2/24/18
Assists:	5	at Virginia Tech	2/24/18
Points:	7	at Virginia Tech	2/24/18
Free Position Goals:	2	at Virginia Tech	2/24/18
Ground Balls:	4	vs. Campbell	2/16/18
Draw Controls:			
Caused Turnovers:	2	vs. Campbell	2/16/18

#16 ELIZABETH FUCIGNA • DEFENSE

JUNIOR • DARIEN, CONN.

Year	GP-GS	G	A	P	Shots	Shot%	SOG	SOG%	FPG-FPS	GWG	GB	DC	DSv	TO	CT	F
2016	1-0	0	0	0	0	.000	0	.000	0-0	0	0	0	0	0	0	0
2017	2-0	0	0	0	0	.000	0	.000	0-0	0	0	0	0	1	0	0
2018	0-0	0	0	0	0	.000	0	.000	0-0	0	0	0	0	0	0	0
Total	3-0	0	0	0	0	.000	0	.000	0-0	0	0	0	0	1	0	0

#10 KYRA HARNEY • ATTACK

SENIOR • BAY SHORE, N.Y.

Year	GP-GS	G	A	P	Shots	Shot%	SOG	SOG%	FPG-FPS	GWG	GB	DC	DSv	TO	CT	F
2015	21-18	31	15	46	58	.534	41	.707	2-5	3	22	4	0	18	9	26
2016	20-20	51	17	68	93	.548	74	.796	10-28	3	16	10	0	25	13	43
2017	17-16	30	20	50	81	.370	63	.778	5-13	1	16	3	0	27	13	29
2018	4-4	4	5	9	14	.286	9	.643	1-2	0	3	0	0	5	6	5
Total	62-58	116	57	173	246	.472	187	.750	18-48	7	57	17	0	75	41	103

HARNEY CAREER HIGHS:

Goals:	5	at Virginia Tech	3/5/16
Assists:	4	2x, last vs. Stanford	2/20/17
Points:	7	3x, last vs. Presbyterian	4/17/17
Free Position Goals:	2	at Navy	2/12/16
Ground Balls:	4	vs. Notre Dame	3/1/15
Draw Controls:	2	2x, last vs. Loyola	5/13/16
Caused Turnovers:	3	at Columbia	3/16/16

HARNEY SEASON HIGHS:

Goals:	2	vs. Campbell	2/16/18
Assists:	3	vs. Campbell	2/16/18
Points:	5	vs. Campbell	2/16/18
Free Position Goals:	1	vs. Campbell	2/16/18
Ground Balls:	2	vs. Elon	2/11/18
Draw Controls:			
Caused Turnovers:	2	3x, last at Virginia Tech	2/24/18

#36 CHASE HENRIQUEZ • GOALKEEPER

FRESHMAN • NORWELL, MASS.

Year	GP-GS	Min	GA	GAA	Svs	Sv%	W	L	Faced	GB	TO	CT	F
2018	1-0	6:11	2	19.41	4	.667	0	0	7	0	0	0	0
Total	1-0	6:11	2	19.41	4	.667	0	0	7	0	0	0	0

HENRIQUEZ SEASON/CAREER HIGHS:

Fewest Goals Against:	2	vs. Campbell	2/16/18
Saves:	4	vs. Campbell	2/16/18

#1 ORALEE HESPENHEIDE • GOALKEEPER

SENIOR • SHAKOPEE, MINN.

Year	GP-GS	Min	GA	GAA	Svs	Sv%	W	L	Faced	GB	TO	CT	F
2015	2-0	7:13	1	8.31	1	.500	0	0	2	1	0	1	0
2016	0-0	0:00	0	0.00	0	.000	0	0	0	0	0	0	0
2017	1-0	13:02	1	4.60	0	.000	0	0	2	0	0	0	0
2018	0-0	0:00	0	0.00	0	.000	0	0	0	0	0	0	0
Total	3-0	20:15	2	5.93	1	.333	0	0	4	1	0	1	0

HESPENHEIDE CAREER HIGHS:

Fewest Goals Against:	0	at Davidson	March 31, 2015
Saves:	1	vs. William & Mary	Feb. 22, 2015
Ground Balls:	1	vs. William & Mary	Feb. 22, 2015
Caused Turnovers:	1	vs. William & Mary	Feb. 22, 2015

HESPENHEIDE SEASON HIGHS:

Fewest Goals Against:			
Saves:			
Ground Balls:			
Caused Turnovers:			

#30 CALLIE HUMPHREY • DEFENSE

SOPHOMORE • SUMMIT, N.J.

Year	GP-GS	G	A	P	Shots	Shot%	SOG	SOG%	FPG-FPS	GWG	GB	DC	DSv	TO	CT	F
2017	17-12	0	0	0	0	.000	0	.000	0-0	0	19	5	0	7	16	21
2018	4-4	0	0	0	0	.000	0	.000	0-0	0	8	0	0	1	3	5
Total	21-16	0	0	0	0	.000	0	.000	0-0	0	27	5	0	8	19	26

HUMPHREY CAREER HIGHS:

Ground Balls:	4	vs. Elon	2/11/18
Draw Controls:	1	5x, last vs. North Carolina	4/27/17
Caused Turnovers:	5	vs. Navy	2/12/17

HUMPHREY SEASON HIGHS:

Ground Balls:	4	vs. Elon	2/11/18
Draw Controls:			
Caused Turnovers:	1	3x, last vs. Northwestern	2/18/18

#14 OLIVIA JENNER • ATTACK

JUNIOR • ANNAPOLIS, MD.

Year	GP-GS	G	A	P	Shots	Shot%	SOG	SOG%	FPG-FPS	GWG	GB	DC	DSv	TO	CT	F
2016	20-19	18	7	25	41	.439	30	.732	3-9	1	15	110	0	20	2	37
2017	17-17	20	8	28	58	.345	41	.707	2-13	0	15	103	0	23	3	44
2018	4-4	8	3	11	16	.500	12	.750	1-3	1	2	41	0	6	3	4
Total	41-40	46	18	64	115	.400	83	.722	6-25	2	32	254	0	49	8	85

JENNER CAREER HIGHS:

Goals:	4	vs. Notre Dame	2/26/17
Assists:	3	vs. Notre Dame	2/26/17
Points:	7	vs. Notre Dame	2/26/17
Free Position Goals:	1	6x, last vs. Campbell	2/16/18
Ground Balls:	2	6x, last at Virginia Tech	2/24/18
Draw Controls:	13	at Navy	2/12/16
Caused Turnovers:	2	at Virginia Tech	2/24/18

JENNER SEASON HIGHS:

Goals:	3	vs. Elon	2/11/18
Assists:	1	3x, last vs. Northwestern	2/18/18
Points:	4	vs. Elon	2/11/18
Free Position Goals:	1	vs. Campbell	2/16/18
Ground Balls:	2	at Virginia Tech	2/24/18
Draw Controls:	12	2x, last at Virginia Tech	2/24/18
Caused Turnovers:	2	at Virginia Tech	2/24/18

#20 NATALIE KAHN • DEFENSE

FRESHMAN • MALVERN, PA.

Year	GP-GS	G	A	P	Shots	Shot%	SOG	SOG%	FPG-FPS	GWG	GB	DC	DSv	TO	CT	F
2018	4-1	0	0	0	0	.000	0	.000	0-0	0	0	0	0	2	0	2
Total	4-1	0	0	0	0	.000	0	.000	0-0	0	0	0	0	2	0	2

#15 ABBY LANDRY • MIDFIELD

FRESHMAN • HINGHAM, MASS.

Year	GP-GS	G	A	P	Shots	Shot%	SOG	SOG%	FPG-FPS	GWG	GB	DC	DSv	TO	CT	F
2018	4-4	1	0	1	4	.250	2	.500	1-2	0	3	1	0	1	1	0
Total	4-4	1	0	1	4	.250	2	.500	1-2	0	3	1	0	1	1	0

LANDRY SEASON/CAREER HIGHS:

Goals:	1	at Virginia Tech	2/24/18
Points:	1	at Virginia Tech	2/24/18
Free Position Goals:	1	at Virginia Tech	2/24/18
Ground Balls:	2	at Virginia Tech	2/24/18
Draw Controls:	1	at Virginia Tech	2/24/18
Caused Turnovers:	1	vs. Elon	2/11/18

#12 CHLOË LEWIS • MIDFIELD

JUNIOR • CHAPEL HILL, N.C.

Year	GP-GS	G	A	P	Shots	Shot%	SOG	SOG%	FPG-FPS	GWG	GB	DC	DSv	TO	CT	F
2016	1-0	0	0	0	0	.000	0	.000	0-0	0	0	0	0	1	0	0
2017	3-0	0	0	0	1	.000	1	1.000	0-1	0	1	0	0	2	0	0
2018	2-0	1	0	1	1	1.000	1	1.000	1-1	0	0	0	0	1	0	0
Total	6-0	1	0	1	2	.500	2	1.000	1-2	0	1	0	0	4	0	0

LEWIS CAREER HIGHS:

Goals:	1	vs. Campbell	2/16/18
Points:	1	vs. Campbell	2/16/18
Free Position Goals:	1	vs. Campbell	2/16/18
Ground Balls:	1	vs. Presbyterian	4/17/17

LEWIS SEASON HIGHS:

Goals:	1	vs. Campbell	2/16/18
Points:	1	vs. Campbell	2/16/18
Free Position Goals:	1	vs. Campbell	2/16/18
Ground Balls:			

#32 JAMIE LOCKWOOD • GOALKEEPER

JUNIOR • RICHMOND, VA.

Year	GP-GS	Min	GA	GAA	Svs	Sv%	W	L	Faced	GB	TO	CT	F
2016	2-0	8:40	3	20.77	0	.000	0	0	3	0	0	0	0
2017	12-10	528:15	92	10.45	70	.432	5	4	221	26	5	7	0
2018	2-0	33:10	10	18.09	5	.333	0	0	17	3	1	0	0
Total	16-10	570:05	105	11.05	75	.417	5	4	241	29	6	7	0

LOCKWOOD CAREER HIGHS:

Fewest Goals Against:	0	vs. Presbyterian	4/17/17
Saves:	12	vs. Notre Dame	2/26/17
Ground Balls:	8	vs. Navy	2/12/17
Caused Turnovers:	3	at Saint Joseph's	3/16/17

LOCKWOOD SEASON HIGHS:

Fewest Goals Against:	3	vs. Campbell	2/16/18
Saves:	3	at Virginia Tech	2/24/18
Ground Balls:	3	vs. Campbell	2/16/18
Caused Turnovers:			

#34 ELLIE MAJURE • MIDFIELD

JUNIOR • FALLS CHURCH, VA.

Year	GP-GS	G	A	P	Shots	Shot%	SOG	SOG%	FPG-FPS	GWG	GB	DC	DSv	TO	CT	F
2016	16-1	1	0	1	2	.500	1	.500	0-0	0	8	4	0	10	0	3
2017	17-16	17	9	26	35	.486	28	.800	5-7	1	10	11	0	27	6	17
2018	4-0	4	0	4	5	.800	5	1.000	1-1	0	0	1	0	2	2	6
Total	38-17	22	9	31	42	.524	34	.810	6-8	1	18	16	0	39	8	26

MAJURE CAREER HIGHS:

Goals:	3	vs. Presbyterian	4/17/17
Assists:	2	vs. Presbyterian	4/17/17
Points:	5	vs. Presbyterian	4/17/17
Free Position Goals:	1	6x, last vs. Campbell	2/16/18
Ground Balls:	2	3x, last at Navy	2/12/17
Draw Controls:	6	at Saint Joseph's	3/16/17
Caused Turnovers:	2	2x, last vs. Northwestern	2/18/18

MAJURE SEASON HIGHS:

Goals:	1	4x, last at Virginia Tech	2/24/18
Assists:			
Points:	1	4x, last at Virginia Tech	2/24/18
Free Position Goals:	1	vs. Campbell	2/16/18
Ground Balls:			
Draw Controls:	1	at Virginia Tech	2/24/18
Caused Turnovers:	2	vs. Northwestern	2/18/18

#27 MARY MARKWORDT • ATTACK

FRESHMAN • MARIETTA, GA.

Year	GP-GS	G	A	P	Shots	Shot%	SOG	SOG%	FPG-FPS	GWG	GB	DC	DSv	TO	CT	F
2018	4-0	3	3	6	3	1.000	3	1.000	0-0	0	3	1	0	4	0	0
Total	4-0	3	3	6	3	1.000	3	1.000	0-0	0	3	1	0	4	0	0

MARKWORDT SEASON/CAREER HIGHS:

Goals:	1	3x, last at Virginia Tech	2/24/18
Assists:	1	3x, last vs. Northwestern	2/18/18
Points:	2	2x, last vs. Campbell	2/16/18
Ground Balls:	2	at Virginia Tech	2/24/18
Draw Controls:	1	vs. Campell	2/16/18

#8 CHARLOTTE NORTH • ATTACK

FRESHMAN • DALLAS, TEXAS

Year	GP-GS	G	A	P	Shots	Shot%	SOG	SOG%	FPG-FPS	GWG	GB	DC	DSv	TO	CT	F
2018	4-4	15	3	18	24	.625	20	.833	1-2	1	1	0	0	6	0	2
Total	4-4	15	3	18	24	.625	20	.833	1-2	1	1	0	0	6	0	2

NORTH SEASON/CAREER HIGHS:

Goals:	6	vs. Campbell	2/16/18
Assists:	2	at Virginia Tech	2/24/18
Points:	7	vs. Campbell	2/16/18
Free Position Goals:	1	vs. Elon	2/11/18
Ground Balls:	1	vs. Northwestern	2/18/18

#21 JACKIE PERRY • DEFENSE

SENIOR • MOUNTAIN LAKES, N.J.

Year	GP-GS	G	A	P	Shots	Shot%	SOG	SOG%	FPG-FPS	GWG	GB	DC	DSv	TO	CT	F
2015	7-0	1	1	2	5	.200	4	.800	0-1	0	1	1	0	2	0	3
2016	5-0	1	0	1	4	.250	3	.750	1-2	0	1	2	0	4	1	1
2017	5-0	0	0	0	2	.000	1	.500	0-1	0	3	2	0	2	0	5
2018	2-0	0	0	0	0	.000	0	.000	0-0	0	0	0	0	1	0	1
Total	19-0	2	1	3	11	.182	8	.727	1-3	0	5	5	0	9	1	10

PERRY CAREER HIGHS:

Goals:	1	2x, last at Navy	2/12/16
Assists:	1	vs. William & Mary	2/22/15
Points:	1	3x, last at Navy	2/12/16
Free Position Goals:	1	at Navy	2/12/16
Ground Balls:	2	vs. Furman	2/10/17
Draw Controls:	2	at Navy	2/12/16
Caused Turnovers:	1	vs. Campbell	2/4/16

PERRY SEASON HIGHS:

Goals:	1	vs. Elon	2/11/18
Assists:	1	vs. Elon	2/11/18
Points:	1	vs. Elon	2/11/18
Free Position Goals:	1	vs. Elon	2/11/18
Ground Balls:	1	vs. Campbell	2/16/18
Draw Controls:	1	vs. Campbell	2/16/18
Caused Turnovers:	1	vs. Campbell	2/16/18

#5 LINDSEY REYNOLDS • MIDFIELD

SOPHOMORE • BOW, N.H.

Year	GP-GS	G	A	P	Shots	Shot%	SOG	SOG%	FPG-FPS	GWG	GB	DC	DSv	TO	CT	F
2017	9-0	1	1	2	4	.250	3	.750	1-2	0	2	1	0	4	1	0
2018	3-0	1	0	1	1	1.000	1	1.000	1-1	0	0	0	0	1	0	4
Total	12-0	2	1	3	5	.400	4	.800	2-3	0	2	1	0	5	1	4

REYNOLDS CAREER HIGHS:

Goals:	1	2x, last vs. Elon	2/11/18
Assists:	1	vs. Presbyterian	4/17/17
Points:	1	3x, last vs. Elon	2/11/18
Free Position Goals:	1	2x, last vs. Elon	2/11/18
Ground Balls:	1	2x, last vs. Presbyterian	4/17/17
Draw Controls:	1	at Northwestern	4/15/17
Caused Turnovers:	1	at Virginia	3/25/17

REYNOLDS SEASON HIGHS:

Goals:	1	vs. Elon	2/11/18
Assists:	1	vs. Elon	2/11/18
Points:	1	vs. Elon	2/11/18
Free Position Goals:	1	vs. Elon	2/11/18
Ground Balls:	1	vs. Campbell	2/16/18
Draw Controls:	1	vs. Campbell	2/16/18
Caused Turnovers:	1	vs. Campbell	2/16/18

#4 LEXI RIEU • MIDFIELD

SOPHOMORE • WEST FRIENDSHIP, MD.

Year	GP-GS	G	A	P	Shots	Shot%	SOG	SOG%	FPG-FPS	GWG	GB	DC	DSv	TO	CT	F
2017	4-0	2	0	2	6	.333	5	.833	0-1	0	1	0	0	0	0	1
2018	1-0	1	0	1	1	1.000	1	1.000	0-0	0	0	0	0	1	0	0
Total	5-0	3	0	3	7	.429	6	.857	0-1	0	1	0	0	1	0	1

RIEU CAREER HIGHS:

Goals:	2	vs. Presbyterian	4/17/17
Points:	2	vs. Presbyterian	4/17/17
Ground Balls:	1	vs. Presbyterian	4/17/17

RIEU SEASON HIGHS:

Goals:	1	vs. Campbell	2/16/18
Points:	1	vs. Campbell	2/16/18
Ground Balls:	1	vs. Campbell	2/16/18

#9 MORGAN RODGERS • MIDFIELD

JUNIOR • WARRENTON, VA.

Year	GP-GS	G	A	P	Shots	Shot%	SOG	SOG%	FPG-FPS	GWG	GB	DC	DSv	TO	CT	F
2016	1-0	0	0	0	0	.000	0	.000	0-0	0	0	0	0	0	0	0
2017	0-0	0	0	0	0	.000	0	.000	0-0	0	0	0	0	0	0	0
2018	0-0	0	0	0	0	.000	0	.000	0-0	0	0	0	0	0	0	0
Total	1-0	0	0	0	0	.000	0	.000	0-0	0	0	0	0	0	0	0

#22 ANNE SLUSSER • DEFENSE

SENIOR • EXCELSIOR, MINN.

Year	GP-GS	G	A	P	Shots	Shot%	SOG	SOG%	FPG-FPS	GWG	GB	DC	DSv	TO	CT	F
2015	5-0	0	0	0	0	.000	0	.000	0-0	0	1	0	0	1	1	5
2016	14-2	0	0	0	0	.000	0	.000	0-0	0	6	1	0	5	2	8
2017	16-15	0	0	0	0	.000	0	.000	0-0	0	22	1	0	5	8	30
2018	4-4	0	0	0	0	.000	0	.000	0-0	0	4	0	0	1	6	7
Total	39-21	0	0	0	0	.000	0	.000	0-0	0	33	2	0	12	17	50

SLUSSER CAREER HIGHS:

Ground Balls:	5	vs. Stanford	2/20/17
Draw Controls:	1	2x, last at Northwestern	4/15/17
Caused Turnovers:	3	2x, last vs. Elon	2/11/18

SLUSSER SEASON HIGHS:

Ground Balls:	1	4x, last at Virginia Tech	2/24/18
Draw Controls:	1	vs. Campbell	2/16/18
Caused Turnovers:	3	vs. Elon	2/11/18

#31 MICHELLE STAGGERS • DEFENSE/MIDFIELD

JUNIOR • STAFFORD, VA.

Year	GP-GS	G	A	P	Shots	Shot%	SOG	SOG%	FPG-FPS	GWG	GB	DC	DSv	TO	CT	F
2016	18-17	0	0	0	0	.000	0	.000	0-0	0	10	5	0	6	9	31
2017	13-7	0	0	0	0	.000	0	.000	0-0	0	4	4	0	5	6	17
2018	0-0	0	0	0	0	.000	0	.000	0-0	0	0	0	0	0	0	0
Total	31-24	0	0	0	0	.000	0	.000	0-0	0	14	9	0	11	15	48

STAGGERS CAREER HIGHS:

Ground Balls:	2	at Navy	2/12/16
Draw Controls:	2	3x, last at Penn	3/18/17
Caused Turnovers:	2	2x, last at Penn	3/18/17

STAGGERS SEASON HIGHS:

Ground Balls:	1	vs. Campbell	2/16/18
Draw Controls:	1	vs. Campbell	2/16/18
Caused Turnovers:	1	vs. Campbell	2/16/18

#24 CHARLOTTE TUCCI • DEFENSE

SOPHOMORE • RYE, N.Y.

Year	GP-GS	G	A	P	Shots	Shot%	SOG	SOG%	FPG-FPS	GWG	GB	DC	DSv	TO	CT	F
2016	1-0	0	0	0	0	.000	0	.000	0-0	0	0	0	0	0	0	0
2017	12-1	0	0	0	0	.000	0	.000	0-0	0	2	3	0	4	4	7
2018	4-4	0	0	0	0	.000	0	.000	0-0	0	4	0	0	0	3	1
Total	17-5	0	0	0	0	.000	0	.000	0-0	0	6	3	0	4	7	8

TUCCI CAREER HIGHS:

Ground Balls: 2 vs. Northwestern 2/18/18
 Draw Controls: 1 3x, last vs. Syracuse 4/2/17
 Caused Turnovers: 2 vs. Drexel 2/5/17

TUCCI SEASON HIGHS:

Ground Balls: 2 vs. Northwestern 2/18/18
 Draw Controls: 1 3x, last vs. Northwestern 2/18/18
 Caused Turnovers: 1 3x, last vs. Northwestern 2/18/18

#17 GIGI VASILE • DEFENSE

FRESHMAN • WEBSTER, N.Y.

Year	GP-GS	G	A	P	Shots	Shot%	SOG	SOG%	FPG-FPS	GWG	GB	DC	DSv	TO	CT	F
2018	3-3	0	0	0	0	.000	0	.000	0-0	0	0	0	0	0	1	3
Total	3-3	0	0	0	0	.000	0	.000	0-0	0	0	0	0	0	1	3

VASILE SEASON/CAREER HIGHS:

Caused Turnovers: 1 vs. Elon 2/11/18

#6 KAT ZEMPOLICH • ATTACK

REDSHIRT JUNIOR • CLIFTON, VA.

Year	GP-GS	G	A	P	Shots	Shot%	SOG	SOG%	FPG-FPS	GWG	GB	DC	DSv	TO	CT	F
2015	3-0	0	0	0	0	.000	0	.000	0-0	0	0	0	0	0	0	0
2016	-	-	-	-	-	-	-	-	-	-	-	-	-	-	-	-
2017	1-0	0	0	0	0	.000	0	.000	0-0	0	0	0	0	0	1	0
2018	2-0	0	0	0	1	.000	0	.000	0-1	0	0	0	0	0	0	0
Total	6-0	0	0	0	1	.000	0	.000	0-1	0	0	0	0	0	1	0

ZEMPOLICH CAREER HIGHS:

Caused Turnovers: 1 vs. Presbyterian 4/17/17

ZEMPOLICH SEASON HIGHS:

Caused Turnovers:

2018 Duke Women's Lacrosse
 Duke Combined Team Statistics
 All games (as of Feb 24, 2018)

RECORD:	OVERALL	HOME	AWAY	NEUTRAL
ALL GAMES	3-1	3-0	0-1	0-0
CONFERENCE	0-1	0-0	0-1	0-0
NON-CONFERENCE	3-0	3-0	0-0	0-0

Date	Opponent	Score	Att.
Feb 11	#21 ELON	w 17-9	201
Feb 16	CAMPBELL	w 18-8	205
Feb 18	#11 NORTHWESTERN	w 9-8	607
* Feb 24	at Virginia Tech	L 14-17	496

TEAM STATISTICS

	DU	OPP
SHOT STATISTICS		
Goals-Shot attempts	58-125	42-104
Goals scored per game	14.50	10.50
Shot pct.	.464	.404
Shots on goal-Attempts	95-125	79-104
SOG pct.	.760	.760
Shots/Game	31.2	26.0
Assists	30	6
Free position Made-Att	15-30	15-28
Free position pct.	.500	.536
GOAL BREAKDOWN		
Total Goals	58	42
Free-position	15	15
Unassisted	28	36
Overtime	0	0
Goals scored average	14.50	10.50
GROUND BALLS		
	69	73
DRAW CONTROLS		
	70	37
TURNOVERS		
	58	67
CAUSED TURNOVERS		
	39	30
CLEARs		
Clear Pct.	56-63	63-86
	.889	.733
ATTENDANCE		
Total	1013	496
Dates/Avg Per Date	3/338	1/496
Neutral Site #/Avg	0/0	

##	PLAYER	GP	G	A	Pts	Sh	Gw	GB	DC	Dsv	TO	CT
8	Charlotte North	4	15	3	18	24	1	3	0	0	6	0
23	Maddie Crutchfield	4	9	3	12	17	0	4	10	0	1	3
14	Olivia Jenner	4	8	3	11	16	1	2	41	0	6	3
13	Grace Fallon	4	7	10	17	18	1	6	0	0	5	4
34	Ellie Majure	4	4	0	4	5	0	0	1	0	2	2
10	Kyra Harney	4	4	5	9	14	0	3	0	0	5	6
27	Mary Markwordt	4	3	3	6	3	0	3	1	0	4	0
7	Catherine Cordrey	4	2	1	3	10	0	5	2	0	1	0
12	Chloe Lewis	2	1	0	1	1	0	0	0	0	1	0
19	Catriona Barry	4	1	2	3	6	0	4	10	0	6	3
4	Lexi Rieu	1	1	0	1	1	0	0	0	0	1	0
15	Abby Landry	4	1	0	1	4	0	3	1	0	1	1
2	Ella Bonafede	3	1	0	1	3	0	2	0	0	1	0
5	Lindsey Reynolds	3	1	0	1	1	0	0	0	0	1	0
36	Chase Henriquez	1	0	0	0	0	0	0	0	0	0	0
32	Jamie Lockwood	2	0	0	0	0	0	3	0	0	1	0
25	Gabbe Cadoux	4	0	0	0	0	0	12	0	0	0	0
11	Katie Cosgrove	2	0	0	0	0	0	0	2	0	1	0
17	Gigi Vasile	3	0	0	0	0	0	0	0	0	0	1
18	Katie Cronin	4	0	0	0	1	0	3	2	0	5	3
20	Natalie Kahn	4	0	0	0	0	0	0	0	0	2	0
21	Jackie Perry	2	0	0	0	0	0	0	0	0	1	0
22	Anne Slusser	4	0	0	0	0	0	4	0	0	1	6
24	Charlotte Tucci	4	0	0	0	0	0	4	0	0	0	3
6	Kat Zempolich	2	0	0	0	1	0	0	0	0	0	0
30	Callie Humphrey	4	0	0	0	0	0	8	0	0	1	3
3	Madison Dunk	2	0	0	0	0	0	0	0	0	0	0
31	Michelle Stagers	1	0	0	0	0	0	0	0	0	0	0
Total		4	58	30	88	125	3	69	70	0	58	39
Opponents		4	42	6	48	104	1	73	37	0	67	30

##	Goalie	GP	Min.	GA	GAAvg	Save	Pct	W-L-T
25	Gabbe Cadoux	4	200:39	30	8.97	28	.483	3-1-0
32	Jamie Lockwood	2	33:10	10	18.09	5	.333	0-0-0
36	Chase Henriquez	1	6:11	2	19.41	4	.667	0-0-0
Total		4	240:00	42	10.50	37	.468	3-1-0
Opponents		4	240:00	58	14.50	37	.389	1-3-0

Goals by Period	1st	2nd	Total
Duke	34	24	58
Opponents	17	25	42

Saves by Period	1st	2nd	Total
Duke	16	21	37
Opponents	16	21	37

Shots by Period	1st	2nd	Total
Duke	67	58	125
Opponents	48	56	104

Shots on Goal	1st	2nd	Total
Duke	50	45	95
Opponents	33	46	79