

DUKE

WOMEN'S LACROSSE








DUKE BLUE DEVILS • 2018 GAME NOTES

2018 SCHEDULE/RESULTS (4-2, 0-1 ACC)

FEBRUARY (3-1)

#21	 W, 17-9 Feb. 11 Durham, N.C.	 W, 18-8 Feb. 16 Durham, N.C.
#11	 W, 9-8 Feb. 18 Durham, N.C.	#25  L, 17-14 Feb. 24 Blacksburg, Va.

MARCH (1-1)

#25	 L, 15-5 March 2 Durham, N.C.	 W, 21-13 March 4 Durham, N.C.
 MARCH 10 • 12 PM Durham, N.C. ACCNE	 MARCH 17 • 12 PM Durham, N.C. ACCNE	
 MARCH 19 • 3 PM Durham, N.C. ACCNE	 MARCH 24 • 4 PM Durham, N.C. ACCNE	
 MARCH 31 • 12 PM Syracuse, N.Y.		

APRIL

 APRIL 7 • 12 PM Durham, N.C. ACCNE	 APRIL 9 • 6 PM High Point, N.C.
 APRIL 15 • 1 PM Notre Dame, Ind.	 APRIL 21 • 3 PM Chapel Hill, N.C. ACCNE
 APRIL 26-29 Durham, N.C. ACCNE	

MAY

 MAY 6 Durham, N.C. ACCNE
--

ACC STANDINGS

School Name	Conference	Overall
Boston College	1-0	8-0
Virginia	1-0	5-0
Virginia Tech	1-0	5-3
Notre Dame	1-1	5-2
North Carolina	0-0	3-2
Syracuse	0-1	4-1
Louisville	0-1	5-2
Duke	0-1	4-2

THE MATCHUP

DUKE



Record 4-2 (0-1 ACC)
 Ranking (IWLC/IL/USLM) 21/RV/RV
 Last Game W, 21-13 vs. Boston University (3/4)
 Record vs. Louisville 4-1
 in Durham 2-0
 Last matchup L, 11-8 (3/11/17)
 Head Coach Kerstin Kimel
 Career Record 284-151/24th season
 Duke Record 280-143/23rd season
 vs. Louisville 4-1

LOUISVILLE



Record 5-2 (0-1 ACC)
 Ranking (IWLC/IL/USLM) NR/RV/RV
 Last Game L, 14-9 vs. Notre Dame (3/4)
 Head Coach Scott Teeter
 Career Record 150-122/16th season
 Louisville Record 5-2/1st season
 vs. Duke 0-1

DUKE BY THE NUMBERS

SETTING THE SCENE

- Duke resumes ACC play Saturday with a noon matchup against Louisville on ACC Network Extra.
- The Blue Devils are in the midst of a six-game home stretch. The squad has gone 1-1 so far in the home stand after splitting contests against No. 25 Stanford and Boston University last weekend.
- Freshman attacker Charlotte North has racked up 10 goals over the last two contests and leads the team with 25 on the season.

TALE OF THE TAPE

	DUKE	UL
Goals-Shot Attempts	84-197	98-214
Goals/Game	14.00	14.00
Shots/Game	32.8	30.6
SOG Pct.	.746	.743
Assists/Game	6.2	5.3
FPG-FPS	19-43	23-48
Ground Balls/Game	17.2	20.7
Draw Controls/Game	16.8	12.1
Clear Percentage	.878	.846
Caused Turnovers/Game	10.0	10.1
Goals Against Average	11.67	9.86

BY THE NUMBERS

- 268** – Career draw controls amassed by junior Olivia Jenner to become Duke's all-time leader in the category
- 265** – Draw controls totaled by the previous program leader, Emma Hamm
- 3** – Blue Devils who rank top 20 in program history in career assists - Kyra Harney (11th, 57), Maddie Crutchfield (16th, 46) and Grace Fallon (17th, 45)
- 7** – Caused turnovers this spring for Harney, who paces the Blue Devils in the category
- 38** – Margin by which the Blue Devils are outdrawing opponents this season (101-63)
- 3** – Double-digit save performances this season for sophomore goalkeeper Gabbe Cadoux

@DUKEWLAX

- 🐦 Last 2 games for @chark33:
 • 10G • 1GWG • 3-for-3 FPG-FPS • 3GB • 3CTO

STATISTICAL LEADERS

GOALS

25



#8 CHARLOTTE NORTH

ASSISTS

13



#13 GRACE FALLON

DRAW CONTROLS

55



#14 OLIVIA JENNER

2018 HONORS

TWEAARATON AWARD WATCH LIST

Maddie Crutchfield, Olivia Jenner

ACC PLAYER OF THE WEEK

Charlotte North Offensive, Feb. 20
 Gabbe Cadoux Defensive, Feb. 20
 Gigi Vasile Defensive, Feb. 13

PRESEASON ALL-ACC

Maddie Crutchfield Midfield

INSIDE LACROSSE PRESEASON ALL-AMERICA

Gabbe Cadoux Honorable Mention
 Maddie Crutchfield Honorable Mention
 Olivia Jenner Honorable Mention

TEAM CAPTAINS

Maddie Crutchfield, Grace Fallon, Kyra Harney

DUKE UNIVERSITY

Location Durham, N.C.
 Founded 1838 (as Trinity College)
 Enrollment 6,485 undergraduates
 Colors Duke Blue and White
 Nickname Blue Devils
 Conference Atlantic Coast
 President Dr. Richard Brodhead
 VP/Director of Athletics Dr. Kevin White
 Senior Women's Administrator Jacki Silar
 Stadium Koskinen Stadium

TEAM INFORMATION

2017 Record 8-9 (1-6 ACC)
 2017 ACC Finish 8th
 Starters Returning/Lost 8/4
 Letterwinners Returning/Lost 22/14
 Newcomers 10

PROGRAM HISTORY

All-Time Record 280-143 (.662)
 ACC Regular Season Record 52-45 (.536)
 NCAA Tournament Appearances (Last) 19 (2016)
 NCAA Semifinals 7 ('99, '05, '06, '07, '08, '11, '15)

COACHING STAFF

Head Coach Kerstin Kimel (Maryland '93)
 Associate Head Coach Lauren Morton (Boston U. '08)
 Assistant Coach Bria Irizarry (Richmond '11)
 Volunteer Asst. Coach Morgan Heisman (JMU '10)

DUKE SPORTS INFORMATION

Sports Information Director Art Chase
 Women's Lacrosse SID Leslie Gaber
 Email leslie.gaber@duke.edu
 Office/Cell Phone (919) 668-7938 / (614) 519-9872

2018 ROSTER

No.	Name	Year	Position	Height	Hometown (School)
1	Oralee Hespenheide	Sr.	G	5-4	Shakopee, Minn. (Thomas Jefferson)
2	Ella Bonafede	Jr.	A	5-3	Bay Shore, N.Y. (St. Anthony's)
3	Madison Dunk	Fr.	A/M	5-7	Durham, N.C. (Durham Academy)
4	Lexi Rieu	So.	M	5-6	West Friendship, Md. (Our Lady of Good Counsel)
5	Lindsey Reynolds	So.	M	5-5	Bow, N.H. (St. Paul's School)
6	Kat Zempolich	RJr.	A	5-7	Clifton, Va. (Centreville)
7	Catherine Cordrey	So.	M	5-8	Summit, N.J. (Summit)
8	Charlotte North	Fr.	A	5-7	Dallas, Texas (Episcopal School of Dallas)
9	Morgan Rodgers	Jr.	M	5-4	Warrenton, Va. (Kettle Run)
10	Kyra Harney	Sr.	A	5-6	Bay Shore, N.Y. (Bay Shore)
11	Katie Cosgrove	Fr.	M	5-3	Churchville, N.Y. (Churchville-Chili)
12	Chloë Lewis	Jr.	M	5-7	Chapel Hill, N.C. (Durham Academy)
13	Grace Fallon	Sr.	A	5-11	Monmouth Beach, N.J. (Red Bank Catholic)
14	Olivia Jenner	Jr.	A	5-10	Annapolis, Md. (McDonogh)
15	Abby Landry	Fr.	M	5-10	Hingham, Mass. (Hingham)
16	Elizabeth Fucigna	Jr.	D	5-9	Darien, Conn. (Darien)
17	Gigi Vasile	Fr.	D	5-2	Webster, N.Y. (Webster Thomas)
18	Katie Cronin	Fr.	M	5-8	Darien, Conn. (Darien/Choate Rosemary Hall)
19	Catriona Barry	Fr.	M	5-7	Napa, Calif. (St. Ignatius College Preparatory)
20	Natalie Kahn	Fr.	D	5-8	Malvern, Pa. (Great Valley)
21	Jackie Perry	Sr.	D	5-7	Mountain Lakes, N.J. (Mountain Lakes)
22	Anne Slusser	Sr.	D	5-8	Excelsior, Minn. (The Blake School)
23	Maddie Crutchfield	Sr.	M	5-8	Concord, N.H. (St. Paul's School)
24	Charlotte Tucci	Jr.	D	5-8	Rye, N.Y. (Rye)
25	Gabbe Cadoux	So.	G	5-8	Ellicott City, Md. (McDonogh)
26	Sam DeBellis	RFr.	A	5-8	Cold Spring Harbor, N.Y. (Cold Spring Harbor)
27	Mary Markwordt	Fr.	A	5-4	Marietta, Ga. (Blessed Trinity Catholic)
30	Callie Humphrey	So.	D	5-6	Summit, N.J. (Summit)
31	Michelle Staggers	Jr.	M	5-8	Stafford, Va. (Virginia Episcopal School)
32	Jamie Lockwood	Jr.	G	5-9	Richmond, Va. (Douglas Southall Freeman)
34	Ellie Majure	Jr.	M	5-7	Falls Church, Va. (St. Stephen's & St. Agnes)
36	Chase Henriquez	Fr.	G	5-8	Norwell, Mass. (Norwell)

COACHING STAFF

Head Coach: Kerstin Kimel (Maryland, 1993)
Associate Head Coach: Lauren Morton (Boston University, 2008)
Assistant Coach: Bria Irizarry (Richmond, 2011)
Volunteer Assistant Coach: Morgan Heisman (James Madison, 2010)

PRONUNCIATION GUIDE

Bonafede	bonna-feed-ee	Cadoux	KA-dew
Cordrey	cord-ray	Fucigna	few-sig-na
Kyra	keer-uh	Hespenheide	hess-pin-hide
Markwordt	mark-wart	Rieu	roo
Tucci	too-chee	Vasile	va-seal
Zempolich	zem-PAW-lick	Kerstin Kimel	KEER-stin KIM-uhl
Irizarry	air-i-zarry		

ROSTER BY CLASS

Seniors (6): Maddie Crutchfield, Grace Fallon, Kyra Harney, Oralee Hespenheide, Jackie Perry, Anne Slusser
Redshirt Junior (1): Kat Zempolich
Juniors (9): Ella Bonafede, Elizabeth Fucigna, Olivia Jenner, Chloë Lewis, Jamie Lockwood, Ellie Majure, Morgan Rodgers, Michelle Staggers, Charlotte Tucci
Sophomores (5): Gabbe Cadoux, Catherine Cordrey, Callie Humphrey, Lindsey Reynolds, Lexi Rieu
Redshirt Freshman (1): Sam DeBellis
Freshmen (10): Catriona Barry, Katie Cosgrove, Katie Cronin, Madison Dunk, Chase Henriquez, Natalie Kahn, Abby Landry, Mary Markwordt, Charlotte North, Gigi Vasile

2018 RECORD BREAKDOWN

	<i>Record</i>	<i>Streak</i>
OVERALL	4-2	W1
Home	4-1	W1
Away	0-1	L1
Neutral	0-0	
CONFERENCE	0-1	L1
Home	0-0	
Away	0-1	L1
Neutral	0-0	
NON-CONFERENCE	4-1	W1
Home	4-1	W1
Away	0-0	
Neutral	0-0	
VS. '17 NCAA TOURNAMENT TEAMS	2-0	W2
Home	2-0	W2
Away	0-0	
Neutral	0-0	
VS. TOP-5 OPPONENTS	0-0	
Home	0-0	
Away	0-0	
Neutral	0-0	
VS. TOP-10 OPPONENTS	0-0	
Home	0-0	
Away	0-0	
Neutral	0-0	
VS. TOP-25 OPPONENTS	2-2	L2
Home	2-1	L1
Away	0-1	L1
Neutral	0-0	

Leading at halftime.....	4-0.....	W4
Trailing at halftime.....	0-2.....	L2
In overtime.....	0-0.....	
When Duke scores first.....	3-0.....	W3
When opponent scores first.....	1-2.....	L2
When Duke scores 10+ goals.....	3-1.....	W1
When opponent scores 10+ goals.....	1-2.....	W1
Duke has more shots.....	3-1.....	W1
Opponent has more shots.....	0-1.....	L1
Duke has more draw controls.....	4-1.....	W1
Opponent has more draw controls.....	0-1.....	L1
Largest halftime lead.....	12.....vs. Campbell (2/16)	
Largest halftime deficit.....	8.....vs. Stanford (3/2)	
Largest margin of victory.....	10.....vs. Campbell (2/16)	
Largest margin of defeat.....	10.....vs. Stanford (3/2)	

DUKE GAME HIGHS

Goals.....	21.....vs. Boston University (3/4)
Assists.....	9. 2x, last vs. Campbell (2/16)
Shots.....	48.....vs. Boston University (3/4)
Saves.....	12.....vs. Boston University (3/4)
Ground Balls.....	20.....vs. Campbell (2/16)
Draw Controls.....	23.....vs. Boston University (3/4)
Turnovers.....	16.....vs. Elon (2/11)

DUKE GAME LOWS

Goals.....	5.....vs. Stanford (3/2)
Assists.....	0.....vs. Stanford (3/2)
Shots.....	24.....vs. Stanford (3/2)
Saves.....	8.....at Virginia Tech (2/24)
Ground Balls.....	14.....at Virginia Tech (2/24)
Draw Controls.....	8.....vs. Stanford (3/2)
Turnovers.....	9.....vs. Stanford (3/2)

OPPONENT GAME HIGHS

Goals.....	17.....Virginia Tech (2/24)
Draw Controls.....	14.....Stanford (3/2)

DUKE'S NEW CAREER DRAW CONTROLS LEADER

• Junior attacker Olivia Jenner became the Blue Devils' all-time career draw controls leader Sunday, totaling 10 draws in a 21-13 defeat of Boston University. With 268 draw controls in three seasons, she surpassed former Blue Devil Emma Hamm (265) for the program record.

• Jenner's 268 career draw controls rank her fourth among all active Division I players.

• The Annapolis, Md., native has helped Duke outdraw its opponents in five of the six contests to start the season. Led by her 10 draw controls against the Terriers, the Blue Devils notched a season-high 23 draws in Sunday's victory.

• Senior midfielder Maddie Crutchfield is approaching the 100-draw control mark for her career with 97 in 64 games played. That total ranks her 17th all-time at Duke.

Division I Active Career Leaders - Draw Controls

1.	379	Shelby Fredericks, Sr., Northwestern	64 games
2.	299	Katherine Judge, Sr., Winthrop	65
3.	277	Caroline Queally, Sr., Richmond	62
4.	268	Olivia Jenner, Jr., Duke	43
5.	256	Darby Kiernan, Sr., Colorado	61

NORTH MATCHES SINGLE GAME SCORING RECORD

• Freshman Charlotte North provided another milestone on the offensive end in Sunday's win over Boston University. The rookie from Dallas, Texas racked up seven goals to match former Blue Devil greats Katie Chrest and Caroline Cryer for Duke's single-game scoring record.

• North tallied four of her seven goals on the day in the second half as Duke outscored the Terriers 13-7 in the frame.

• North's performance marked the third time this season a Blue Devil has totaled seven points in a game - matching her own season high.

Single Game Point Outputs - 2018

1.	7	Charlotte North vs. Boston U. (3/4)	W, 21-13
	7	Grace Fallon at Virginia Tech (2/24)	L, 17-14
	7	Charlotte North vs. Campbell (2/16)	W, 18-8
4.	5	Charlotte North at Virginia Tech (2/24)	L, 17-14
	5	Kyra Harney vs. Campbell (2/16)	W, 18-8
	5	Maddie Crutchfield vs. Elon (2/11)	W, 17-9
	5	Grace Fallon vs. Elon (2/11)	W, 17-9

BLUE DEVIL DUO TABBED TO TEWAARATON WATCH LIST

• Senior midfielder Maddie Crutchfield and junior attacker Olivia Jenner were named to the 2018 Tewaaraton Award watch list, as announced by the foundation Thursday evening in New York. The list highlights early contenders for the 2018 Tewaaraton Award.

• Duke has featured at least two players on the Tewaaraton Award watch list each year since its inception in 2001. Former Blue Devil Katie Chrest received the prestigious honor following the 2005 season.

FRESHMAN FOCUS

• Freshman attacker Charlotte North has impressed in her first few games in a Duke uniform, posting six hat tricks in as many outings.

• Her seven-goal output against Boston University marked the highest by a Blue Devil since 2007. The Dallas, Texas native has two game-winning goals on the season, including in a 9-8 defeat of No. 11 Northwestern Feb. 18.

• North's 25 goals and 28 points lead the Duke attack. She entered the week ranked third in the ACC and 12th nationally with 4.17 goals per game.

• North became the first Blue Devil to garner ACC Offensive Player of the Week recognition as a freshman since Kelci Smesko in 2013.

• Rookie midfielder Catriona Barry is third on the team with 14 draw controls.

• Fellow midfielder Abby Landry notched the first goal of her collegiate career at Virginia Tech (2/24) and had two tallies Sunday against the Terriers.

LOUISVILLE SERIES HISTORY

• Duke is 4-1 all-time against the Cardinals and 2-0 at home in Koskinen Stadium.

• Louisville came away with its first victory in the series last March in Kentucky. The Blue Devils claimed the draw by a 16-5 margin in that contest but struggled to capitalize on that advantage in an 11-8 loss.

• Maddie Crutchfield and Kyra Harney both finished with hat tricks in that game, combining for six of Duke's eight tallies on the day.

• The last meeting between the squads in Durham resulted in a 16-5 Blue Devil victory.

LOUISVILLE (4-1)

Series Results

M	11	2017	*	A	L	11-8
M	12	2016	*	H	W	16-5
A	23	2015	●	N	W	14-7
M	14	2015	*	A	W	10-8
F	9	2014		H	W	14-11

● denotes ACC Tournament game

SCOUTING THE CARDINALS

• Louisville (5-2) suffered a 14-9 setback to Notre Dame in its ACC opener Sunday.

• The Cardinals entered the week leading the ACC in caused turnovers per game (10.14). Caroline Blalock paces the squad with 11 in seven contests while Brenna Shanahan and Hope Herline have 10 each.

• Blalock (19g, 5a) and Tessa Chad (18g, 6a) headline the attack with 24 points each and Alex McNicholas (23) leads the Cardinals at the draw.

• Goalkeeper Lexie Ball ranks second in the ACC in goals against average (9.86) and in saves per game (8.14).

• Scott Teeter is in his first season at the helm of the Louisville program after spending 16 years as the head coach at Canisius.

DUKE VS. THE ACC

• The Blue Devils are 52-45 all-time in regular season ACC contests following a 17-14 loss to Virginia Tech in the conference opener Feb. 24.

SENIOR TRIO DISHING THE BALL

• Blue Devil senior captains Kyra Harney, Maddie Crutchfield and Grace Fallon have all moved into the top 20 on Duke's career assists chart.

• Fallon dished a team-best five assists Feb. 24 at Virginia Tech.

• The trio has combined for 22 of Duke's 37 assists so far this spring (59 percent).

Career Assists

11.	Kyra Harney	2015-Pr	57
16.	Maddie Crutchfield	2015-Pr	46
17.	Grace Fallon	2015-Pr	45

STATISTICAL LEADERS

POINTS	2018	Career
Charlotte North	28	28
Grace Fallon	21	81
Maddie Crutchfield	16	130
Olivia Jenner	16	69

GOALS	2018	Career
Charlotte North	25	25
Maddie Crutchfield	12	84
Olivia Jenner	11	49

ASSISTS	2018	Career
Grace Fallon	13	45
Kyra Harney	5	57
Olivia Jenner	5	20

GAME-WINNING GOALS	2018	Career
Charlotte North	2	2
Grace Fallon	1	3
Olivia Jenner	1	2

FREE POSITION GOALS	2018	Career
Charlotte North	4	4
Maddie Crutchfield	3	26
Grace Fallon	3	4

GROUND BALLS	2018	Career
Gabbe Cadoux	15	25
Maddie Crutchfield	11	99
Callie Humphrey	11	30

DRAW CONTROLS	2018	Career
Olivia Jenner	55	268
Maddie Crutchfield	16	77

CAUSED TURNOVERS	2018	Career
Kyra Harney	7	42

SAVES	2018	Career
Gabbe Cadoux	44	112
Jamie Lockwood	11	81

GOALS AGAINST AVERAGE	2018	Career
Gabbe Cadoux	11.05	11.82
Jamie Lockwood	13.61	10.94

SAVE PERCENTAGE	2018	Career
Gabbe Cadoux	.454	.426
Jamie Lockwood	.423	.424

THREE-PLUS GOAL GAMES	2018	Career
Charlotte North	6	6
Maddie Crutchfield	3	13
Olivia Jenner	2	6

MULTIPLE ASSIST GAMES	2018	Career
Grace Fallon	3	11
Kyra Harney	1	12
Olivia Jenner	1	3
Catriona Barry	1	1
Charlotte North	1	1

INDIVIDUAL SEASON HIGHS

Points..... 7..... 3x, last Charlotte North vs. BU (3/4)
 Goals..... 7..... Charlotte North vs. BU (3/4)
 Assists..... 5..... Grace Fallon at VT (2/24)
 Saves..... 10..... 3x, last Gabbe Cadoux vs. BU (3/4)
 Ground Balls..... 6..... Gabbe Cadoux vs. Elon (2/11)
 Draw Controls.... 12..... 2x, last Olivia Jenner at VT (2/24)
 Caused TO..... 3..... Anne Slusser vs. Elon (2/11)

CADOUX TOPS CENTURY MARK IN SAVES

- Sophomore Gabbe Cadoux reached the century mark in career saves last Friday against Stanford. She became the eighth goalkeeper in Duke history to reach the 100-saves mark.
- Cadoux enters Saturday's matchup averaging 7.33 saves per game, ranking her third among ACC goalkeepers.

HOME SWEET HOME

- Head coach Kerstin Kimel's squad will play 11 of its 16 regular season contests at home in Koskinen Stadium this spring. The 11 home contests include ACC matchups against Louisville, Virginia and Boston College.
- Duke went 4-4 at home last spring and is 69-22 at Koskinen since the 2009 season.

PRESEASON ACCOLADES

- Senior midfielder Maddie Crutchfield was selected to the 2018 Preseason All-ACC Team. The co-captain from Concord, N.H., was a second team all-conference pick last spring.
- Crutchfield was also tabbed a Preseason All-America honorable mention selection by Inside Lacrosse. She was joined in earning honorable mention recognition from the publication by sophomore goalkeeper Gabbe Cadoux and junior attacker Olivia Jenner.

DUKE IN THE PRESEASON POLLS

- The Blue Devils came in at No. 20 in the Intercollegiate Women's Lacrosse Coaches Association (IWLCA) Division I Coaches Poll released Jan. 29.
- Nine of Duke's 2018 opponents were listed in the initial poll, including three inside the top 10.
- Head coach Kerstin Kimel's squad was also tabbed No. 19 in preseason rankings released by Inside Lacrosse and US Lacrosse Magazine.
- Duke was picked to finish sixth in the ACC in a preseason poll of the conference's eight head coaches.

Blue Devil Opponents in IWLCA Preseason Poll

3	North Carolina	April 21	Chapel Hill, N.C.
6	Boston College	April 7	Durham, N.C.
7	Syracuse	March 31	Syracuse, N.Y.
11	Northwestern	Feb. 18	Durham, N.C.
12	Penn	March 17	Durham, N.C.
14	Virginia	March 24	Durham, N.C.
15	Notre Dame	April 15	Notre Dame, Ind.
21	Elon	Feb. 11	Durham, N.C.
23	Stanford	March 2	Durham, N.C.

VETERAN ATTACK RETURNS IN 2018

- The Blue Devils return six of their seven leading point scorers from a year ago.
- Seniors Maddie Crutchfield (32g, 17a) and Kyra Harney (30g, 20a) lead the way after achieving statistical milestones last spring. Harney became the 17th player in program history to reach 100 career goals while Crutchfield became the 26th player in Duke history to reach the 100-point mark for her career.
- Catherine Cordrey found a home among the Blue Devil attack last year, tying for seventh on the program's freshman chart with 28 goals.
- Duke also welcomes back Olivia Jenner (20g, 8a), Ellie Majure (17g, 9a) and Grace Fallon (16g, 16a) - all starters from a season ago.

IRIZARRY JOINS DUKE COACHING STAFF

- Bria Irizarry joined the Blue Devil coaching staff in August after spending the past three seasons as the top assistant at Army West Point alongside head coach Kristen Waagbo - a former Blue Devil standout and assistant coach.
- Irizarry oversees Duke's defensive personnel, which includes returners Anne Slusser, Michelle Staggers, Callie Humphrey and Charlotte Tucci.
- A 2011 graduate of Richmond, Irizarry has also previously coached at George Washington and at her alma mater.

BLUE DEVILS WELCOME CLASS OF 2021

- Head coach Kerstin Kimel bolstered the roster with the addition of 10 student-athletes for the 2018 campaign.
- Three members of the freshman class competed in the 12th annual Under Armour All-America Lacrosse Game over the summer - Catriona Barry, Katie Cosgrove and game MVP Charlotte North.

SENIOR DUO SELECTED IN UWLX COLLEGE DRAFT

- Blue Devil seniors Maddie Crutchfield and Kyra Harney were among more than 60 female athletes chosen in November's United Women's Lacrosse League 2018 College Draft.
- Crutchfield was selected 12th overall by the Long Island Sound while Harney was the 40th player drafted and was chosen by the Baltimore Ride.

IWLCA COACHES POLL

As of March 5

	School Name	Record	Previous Rank
1	Stony Brook (24)	4-0	1
2	Maryland	4-1	2
3	Florida	4-1	4
4	Boston College (1)	7-0	6
5	North Carolina	3-2	3
6	Virginia	5-0	9
7	James Madison	5-0	7
8	Syracuse	3-1	5
9	Northwestern	4-2	8
10	Towson	3-0	10
11	Navy	4-1	11
12	Southern California	2-2	12
13	Penn	4-0	15
14	Princeton	3-1	14
15	Notre Dame	5-2	17
16	Loyola	1-2	23
17	Penn State	3-2	13
18	Stanford	3-2	25
19	Colorado	3-2	22
20	Denver	3-1	21
21	Duke	4-2	16
22	Cornell	1-2	18
23	Johns Hopkins	4-2	20
24	Virginia Tech	4-3	19
25	Georgetown	3-2	24
RV	Massachusetts	3-2	24

INSIDE LACROSSE MEDIA POLL

As of March 5

	School Name	Record	Previous
1	Stony Brook (22)	5-0	1
2	Boston College (1)	7-0	2
3	James Madison	5-0	5
4	Florida	4-1	6
5	Maryland	4-1	4
6	North Carolina	3-2	3
7	Virginia	5-0	11
8	Syracuse	3-1	7
	Navy	4-1	8
10	Towson	3-0	9
11	Penn	5-0	12
12	Northwestern	4-2	10
13	Princeton	3-1	16
14	USC	2-2	13
15	Colorado	3-2	RV
16	Denver	3-1	20
17	Notre Dame	5-2	18
18	Loyola	1-2	23
19	Stanford	3-2	NR
20	Penn State	3-2	15

RV: Duke, Johns Hopkins, Yale, Georgetown, Cornell, Virginia Tech, Louisville

WEEK-BY-WEEK RANKINGS

Date	IWLCA	IL Women	US Lac Mag
Preseason	20	19	19
Feb. 12	--	18	19
Feb. 19	13	10	12
Feb. 26	16	14	16
March 5	21	RV	RV

PREVIOUS GAME'S STARTING LINEUP

POS.	NO.	YR.	NAME	G-A-P	GB-DC-CT	NOTES
A	8	Fr.	Charlotte North	25-3-28	6-1-3	6 hat tricks in as many collegiate games
A	10	Sr.	Kyra Harney	6-5-11	5-0-7	Team leader in cto
A	13	Sr.	Grace Fallon	8-13-21	8-0-6	Career-high 5a, 7p at Virginia Tech
A	14	Jr.	Olivia Jenner	11-5-16	2-55-4	Tops ACC and ranks 3rd nationally in dc/game
M	15	Fr.	Abby Landry	3-0-3	5-1-3	Notched 2g vs. BU
M	19	Fr.	Catriona Barry	2-2-4	5-14-5	2 cto vs. Stanford
M	23	Sr.	Maddie Crutchfield	12-4-16	11-16-4	Approaching 100 career gb, dc
D	17	Fr.	Gigi Vasile	0-0-0	1-0-2	Owens 5 starts on defense
D	21	Sr.	Jackie Perry	0-0-0	1-0-0	Earned 1st career start vs. Terriers
D	24	Jr.	Charlotte Tucci	0-0-0	6-0-4	Moved into starting lineup this spring
D	30	So.	Callie Humphrey	0-0-0	11-0-6	Career-high 4gb against Elon
GK	25	So.	Gabbe Cadoux	0-0-0	15-0-1	3 10-save performances this spring

NCAA STATISTICAL RANKINGS

As of March 5

TEAM	Category	Value	ACC	NCAA
Goals/Game	14.00	5	28	
Assists/Game	6.17	3	20	
Points/Game	20.17	4	22	
Free Position Pct.	.442	7	55	
Ground Balls/Game	17.17	7	73	
Draw Controls/Game	16.83	2	6	
Caused Turnovers/Game	13.00	2	8	
Goals Against Average	10.00	2	34	
Scoring Margin	2.33	7	42	

INDIVIDUAL

	Value	Team	ACC	NCAA
Gabbe Cadoux	11.05	1	5	40
Goals Against Avg.	11.05	1	5	40
Ground Balls/Game	2.50	1	7	103
Save Pct.	.454	1	4	38
Saves/Game	7.33	1	3	64

Maddie Crutchfield	Value	Team	ACC	NCAA
Free Position Pct.	0.500	1	11	114

Grace Fallon	Value	Team	ACC	NCAA
Assists/Game	2.17	1	2	27
Points/Game	3.50	2	10	98

Olivia Jenner	Value	Team	ACC	NCAA
Draw Controls/Game	9.17	1	1	3

Charlotte North	Value	Team	ACC	NCAA
FPG/Game	0.67	1	12	143
Goals/Game	4.17	1	3	12
Points/Game	4.67	1	3	32
Shot Pct.	.610	1	3	39

DUKE RECORD BOOKS

CAREER RECORDS:

POINTS			
12.	Kyra Harney	2015-Pr	175
21.	Maddie Crutchfield	2015-Pr	130
30.	Grace Fallon	2015-Pr	81

GOALS

t15.	Kyra Harney	2015-Pr	118
t22.	Maddie Crutchfield	2015-Pr	84

ASSISTS

11.	Kyra Harney	2015-Pr	57
16.	Maddie Crutchfield	2015-Pr	46
17.	Grace Fallon	2015-Pr	45

GROUND BALLS

t28.	Maddie Crutchfield	2015-Pr	99
------	--------------------	---------	----

DRAW CONTROLS

1.	Olivia Jenner	2016-Pr	268
17.	Maddie Crutchfield	2015-Pr	97

CAUSED TURNOVERS

t22.	Maddie Crutchfield	2015-Pr	50
t34.	Kyra Harney	2015-Pr	41

GAME-WINNING GOALS

7.	Kyra Harney	2015-Pr	7
t23.	Maddie Crutchfield	2015-Pr	3
	Grace Fallon	2015-Pr	3
t30.	Charlotte North	2018-Pr	2
	Olivia Jenner	2016-Pr	2

FREE POSITION GOALS

t4.	Maddie Crutchfield	2015-Pr	26
16.	Kyra Harney	2015-Pr	18
19.	Catherine Cordrey	2017-Pr	14

SAVES

7.	Gabbe Cadoux	2017-Pr	112
10.	Jamie Lockwood	2016-Pr	81
t14.	Chase Henriquez	2018-Pr	4

SAVE PERCENTAGE

11.	Gabbe Cadoux	2017-Pr	.426
12.	Jamie Lockwood	2016-Pr	.424

GOALS AGAINST AVERAGE

14.	Jamie Lockwood	2016-Pr	10.94
16.	Gabbe Cadoux	2017-Pr	11.82

KERSTIN KIMEL

HEAD COACH • 23RD SEASON AT DUKE
MARYLAND, 1993



The only head coach in Duke women's lacrosse history, Kerstin Kimel has led the program from its inception in 1996, molding the Blue Devils into one of the nation's elite teams.

In Kimel's 22 seasons at the helm of Duke women's lacrosse, she has guided the Blue Devils to seven national semifinals, four ACC regular season titles, an ACC Tournament Championship and 19 NCAA Tournament appearances.

A five-time ACC Coach of the Year, Kimel has overseen 59 All-America selections, 82 all-region honorees and 70 All-ACC picks. Six of her former players have competed on the U.S. National Team, representing the United States at the 2009, 2013 and 2017 World Cups. The Blue Devils have achieved equal success in the classroom during Kimel's tenure, collecting 59 IWLCA Academic Honor Roll accolades since 1997.

Kimel registered her 250th career victory Feb. 22, 2015 in a win over William & Mary. She is one of just six active Division I coaches with 280 or more wins.

Kimel was honored with an IWLCA Service Award in November, 2016 for her work as co-chair of the NCAA Division I Legislation Committee to slow down early recruiting within the sport. She was presented with the IWLCA's highest award, the Diane Geppi-Aikens Memorial Award, in November, 2015.

Duke returned to the NCAA semifinals to punctuate an outstanding 16-5 campaign in 2015. Led by a veteran group of eight seniors, the Blue Devils concluded the season ranked fourth in the final national poll. Attacker Kerrin Maurer became Duke's career assist leader and garnered first team All-America recognition from the IWLCA. Goalkeeper Kelsey Duryea headlined the Blue Devils' three All-America selections in 2016, and concluded an outstanding career as one of just three goalkeepers in ACC history to top 600 saves for her career. She ranked among the nation's leaders in save percentage while anchoring Duke to an 11-9 ledger and a trip to the NCAA second round.

The Blue Devils recorded 14 or more wins four times from 2009 to 2014, advancing to the national quarterfinals on five occasions and the semifinals in 2011. Under Kimel's watch, Duke produced 13 All-America selections during that time, while Emma Hamm (2011) and Carolyn Davis (2009) were named finalists for the Tewaaron Trophy. Led by Davis and Caroline Cryer, the 2009 squad rewrote the program's offensive record book, totaling team highs in goals scored (313), assists (150) and points (463). In 2013, Duryea became the first goalkeeper in program history to receive All-America recognition as a rookie, rounding out the season ranked top-10 nationally in save percentage and saves per game. A two-time first team All-American on defense, Taylor Virden wrapped up her senior campaign (2014) ranked second in program history in career draw controls.

From 2004 to 2008, Duke put together one of the most successful stretches in program history, advancing to four consecutive national semifinals from 2005 to 2008 and earning at least a share of four-straight ACC regular season titles from 2004 to 2007. During that span, the Blue Devils placed 21 players on both All-America and all-region lists, in addition to posting three Tewaaron finalists. Kimel led Duke to a 13-8 overall record and the Blue Devils' fourth-straight NCAA semifinal appearance in 2008, earning womenslax.com Coach of the Year honors for her efforts.

Led by Tewaaron Trophy recipient and two-time ACC Player of the Year Katie Chrest, the 2005 and 2006 Duke squads combined for a 35-7 overall record, including a program-best 18 victories in 2006, a 7-2 mark in the ACC and two conference regular season titles. After seven consecutive NCAA Tournaments bids, the 2005 installment earned a trip to the national semifinals for the second time in program history to ignite Duke's string of four straight appearances.

From 2000 to 2002, the Blue Devils advanced to three consecutive NCAA Tournament quarterfinals, and in 2001, made the program's first ACC Championship game. However, success did not always come easy, as Duke's 12th women's varsity program began its inaugural season in 1996 with four-straight losses before earning the Devils' first win -- a 10-6 victory over UMBC on March 18, 1996. The Blue Devils would finish the season at 3-12, marking the first and only year Duke women's lacrosse has posted a losing record. Duke began its rapid ascension the following season, recording an 8-8 mark before breaking through in 1998 with the program's first NCAA Tournament bid. The 1999 season took Duke to new heights as the Blue Devils achieved the program's first trip to the NCAA semifinals.

Prior to her arrival at Duke, Kimel was the head coach at Davidson College, leading the newly-created Wildcats program to a 4-8 record in 1994 as one of the nation's youngest head coaches in her first and only season at Davidson.

Kimel was no stranger to NCAA Division I women's lacrosse before her time at Davidson, having played at the University of Maryland from 1990-93. During her career, she led the Terrapins to four consecutive national semifinal appearances and the 1992 NCAA National Championship. The Havertown, Pa., native was a two-time All-America selection and the 1993 NCAA National Defensive Player of the Year, appearing in Sports Illustrated's "Faces in the Crowd." Kimel graduated from Maryland in 1993 with a bachelor's degree in speech communications.

Most recently, Kimel served as Co-Chair of the IWLCA Recruiting Issues Committee from 2014-16 and is currently the Chair of the IWLCA Division I Legislative Committee.

KIMEL YEAR-BY-YEAR

Year	School	Overall Record	Conference Record
1994	Davidson	4-8	--
1996	Duke	3-12	--
1997	Duke	8-8	0-3 (4th)
1998	Duke	10-7	1-2 (3rd)
1999	Duke	13-5	1-2 (3rd)
2000	Duke	11-6	1-2 (3rd)
2001	Duke	15-4	2-1 (2nd)
2002	Duke	10-8	1-2 (3rd)
2003	Duke	13-5	2-1 (2nd)
2004	Duke	13-6	3-0 (1st)
2005	Duke	17-4	3-1 (1st)
2006	Duke	18-3	4-1 (1st)
2007	Duke	16-4	4-1 (1st)
2008	Duke	13-8	3-2 (3rd)
2009	Duke	15-6	3-2 (3rd)
2010	Duke	14-6	2-3 (4th)
2011	Duke	15-5	4-1 (2nd)
2012	Duke	12-7	3-2 (2nd)
2013	Duke	14-6	2-3 (4th)
2014	Duke	11-8	3-4 (5th)
2015	Duke	16-5	5-2 (2nd)
2016	Duke	11-9	4-3 (4th)
2017	Duke	8-9	1-6 (8th)
2018	Duke	4-2	0-1
Totals	23 seasons	284-151	--
Davidson	1 season	4-8	--
Duke	22 seasons	280-143	52-45

KIMEL VS. ALL OPPONENTS

School	Duke W-L	Total W-L	School	Duke W-L	Total W-L
American	--	0-1	Louisville	4-1	4-1
Boston Coll.	14-2	14-2	Loyola	2-2	2-2
Boston U.	3-0	3-0	Lynchburg	--	0-1
Brown	2-0	2-0	Maryland	9-19	9-19
Bucknell	1-0	1-0	Navy	5-0	5-0
California	1-0	1-0	N. Carolina	14-22	14-22
Campbell	2-0	2-0	Northwestern	4-14	4-14
Canisius	1-0	1-0	Notre Dame	11-5	11-5
Colgate	0-1	0-1	Ohio St	3-1	3-1
Columbia	1-0	1-0	Penn	5-4	5-4
Dartmouth	12-6	12-6	Presbyterian	2-0	2-0
Davidson	13-0	13-0	Princeton	10-8	10-8
Denver	6-0	6-0	R. Macon	--	0-1
Drexel	1-0	1-0	Richmond	13-1	13-1
Duquesne	3-0	3-0	Roanoke Coll.	--	0-1
Elon	4-1	4-1	Saint Joseph's	2-0	2-1
Florida	1-0	1-0	Saint Mary's	1-0	1-0
Furman	1-0	1-0	Southern Cal	1-1	1-1
George Mason	2-1	2-2	Stanford	8-1	8-1
Georgetown	15-9	15-9	Stony Brook	1-0	1-0
Greensboro Col.	--	2-0	Syracuse	1-4	1-4
Guilford Coll.	--	1-0	Temple	1-1	1-1
High Point	2-0	2-0	Towson	2-2	2-2
Hofstra	3-0	3-0	UMBC	3-0	3-0
Holy Cross	1-0	1-0	Vanderbilt	16-4	16-4
Jacksonville	2-0	2-0	Vermont	1-0	1-0
James Madison	5-1	5-1	Villanova	2-0	2-0
Johns Hopkins	7-1	7-1	Virginia	14-23	14-23
Lehigh	1-1	1-1	Virginia Tech	19-2	19-2
LeMoyn	1-0	1-0	W&M	16-3	16-3
Longwood	2-0	3-0	Yale	2-2	2-2

NCAA DIVISION I ALL-TIME WINS

Name	Yrs	W	L	Pct.
1 Cindy Timchal *	35	495	130	.792
2 Chris Sailer *	31	389	153	.718
3 Jenny Levy *	22	315	111	.739
4 Julie Myers *	22	306	135	.694
5 Mande O'Leary *	22	297	98	.752
6 Kerstin Kimel *	23	284	151	.653
7 Tracy Coyne *	28	281	173	.619
8 Janine Tucker *	24	275	146	.653
9 Kelly Amonte Hiller *	16	268	69	.795
10 Cathy Reese *	14	262	48	.845

#19 CATRIONA BARRY • MIDFIELD

FRESHMAN • NAPA, CALIF.

Year	GP-GS	G	A	P	Shots	Shot%	SOG	SOG%	FPG-FPS	GWG	GB	DC	DSv	TO	CT	F
2018	6-6	2	2	4	11	.182	5	.455	0-2	0	5	14	0	6	5	12
Total	6-6	2	2	4	11	.182	5	.455	0-2	0	5	14	0	6	5	12

BARRY SEASON/CAREER HIGHS:

Goals:	1	2x, last vs. Boston University	3/4/18
Assists:	2	vs. Elon	2/11/18
Points:	2	vs. Elon	2/11/18
Ground Balls:	2	2x, last vs. Northwestern	2/18/18
Draw Controls:	4	at Virginia Tech	2/24/18
Caused Turnovers:	2	vs. Stanford	3/2/18

#2 ELLA BONAFEDE • ATTACK

JUNIOR • BAY SHORE, N.Y.

Year	GP-GS	G	A	P	Shots	Shot%	SOG	SOG%	FPG-FPS	GWG	GB	DC	DSv	TO	CT	F
2016	9-0	4	1	5	7	.571	7	1.000	3-4	0	6	0	0	8	0	1
2017	9-0	2	3	5	5	.400	4	.800	0-2	0	2	1	0	5	0	1
2018	5-0	1	0	1	4	.250	2	.500	1-4	0	2	0	0	2	0	1
Total	23-0	7	4	11	16	.438	13	.812	4-10	0	10	1	0	15	0	3

BONAFEDE CAREER HIGHS:

Goals:	1	7x, last vs. Campbell	2/16/18
Assists:	2	vs. Furman	2/10/17
Points:	2	vs. Furman	2/10/17
Free Position Goals:	1	4x, last vs. Campbell	2/16/18
Ground Balls:	2	4x, last vs. Campbell	2/16/18
Draw Controls:	1	vs. Furman	2/10/17

BONAFEDE SEASON HIGHS:

Goals:	1	vs. Campbell	2/16/18
Assists:			
Points:	1	vs. Campbell	2/16/18
Free Position Goals:	1	vs. Campbell	2/16/18
Ground Balls:	2	vs. Campbell	2/16/18
Draw Controls:			

#25 GABBE CADOUX • GOALKEEPER

SOPHOMORE • ELLICOTT CITY, MD.

Year	GP-GS	Min	GA	GAA	Svs	Sv%	W	L	Faced	GB	TO	CT	F
2017	11-7	478:43	98	12.28	68	.410	3	5	241	10	1	1	0
2018	6-6	287:42	53	11.05	44	.454	4	2	128	15	0	1	0
Total	17-13	766:25	151	11.82	112	.426	7	7	369	25	1	2	0

CADOUX CAREER HIGHS:

Fewest Goals Against:	0	vs. Presbyterian	4/17/17
Saves:	11	at Boston College	4/8/17
Ground Balls:	6	vs. Elon	2/11/18
Caused Turnovers:	1	2x, last vs. Boston University	3/4/18

CADOUX SEASON HIGHS:

Fewest Goals Against:	3	vs. Campbell	2/16/18
Saves:	10	3x, last vs. Boston University	3/4/18
Ground Balls:	6	vs. Elon	2/11/18
Caused Turnovers:	1	vs. Boston University	3/4/18

#7 CATHERINE CORDREY • MIDFIELD

SOPHOMORE • SUMMIT, N.J.

Year	GP-GS	G	A	P	Shots	Shot%	SOG	SOG%	FPG-FPS	GWG	GB	DC	DSv	TO	CT	F
2017	17-2	29	4	33	55	.527	39	.709	13-18	1	9	6	0	42	6	37
2019	6-0	3	1	4	16	.188	10	.625	1-3	0	6	3	0	2	0	13
Total	23-2	32	5	37	71	.451	49	.690	14-21	1	15	9	0	44	6	50

CORDREY CAREER HIGHS:

Goals:	4	2x, last vs. Presbyterian	4/17/17
Assists:	2	vs. Stanford	2/20/17
Points:	4	4x, last vs. Presbyterian	4/17/17
Free Position Goals:	2	vs. Navy	2/12/17
Ground Balls:	3	vs. Northwestern	2/18/18
Draw Controls:	2	at Virginia Tech	2/24/18
Caused Turnovers:	3	vs. Navy	2/12/17

CORDREY SEASON HIGHS:

Goals:	1	3x, last vs. Boston University	3/4/18
Assists:	1	vs. Campbell	2/16/18
Points:	2	vs. Campbell	2/16/18
Free Position Goals:	1	vs. Campbell	2/16/18
Ground Balls:	3	vs. Northwestern	2/18/18
Draw Controls:	2	at Virginia Tech	2/24/18
Caused Turnovers:			

#11 KATIE COSGROVE • MIDFIELD

FRESHMAN • CHURCHVILLE, N.Y.

Year	GP-GS	G	A	P	Shots	Shot%	SOG	SOG%	FPG-FPS	GWG	GB	DC	DSv	TO	CT	F
2018	4-0	0	0	0	0	.000	0	.000	0-0	0	0	3	0	1	0	0
Total	4-0	0	0	0	0	.000	0	.000	0-0	0	0	3	0	1	0	0

COSGROVE SEASON/CAREER HIGHS:

Draw Controls:	2	vs. Campbell	2/16/18
----------------	---	--------------	---------

#18 KATIE CRONIN • MIDFIELD

FRESHMAN • DARIEN, CONN.

Year	GP-GS	G	A	P	Shots	Shot%	SOG	SOG%	FPG-FPS	GWG	GB	DC	DSv	TO	CT	F
2018	6-0	0	0	0	1	.000	1	1.000	0-1	0	4	2	0	6	3	7
Total	6-0	0	0	0	1	.000	1	1.000	0-1	0	4	2	0	6	3	7

CRONIN SEASON/CAREER HIGHS:

Ground Balls:	2	vs. Campbell	2/16/18
Draw Controls:	1	2x, last vs. Campbell	2/16/18
Caused Turnovers:	2	vs. Campbell	2/16/18

#23 MADDIE CRUTCHFIELD • MIDFIELD

SENIOR • CONCORD, N.H.

Year	GP-GS	G	A	P	Shots	Shot%	SOG	SOG%	FPG-FPS	GWG	GB	DC	DSv	TO	CT	F
2015	21-17	13	5	18	30	.433	25	.833	5-10	0	22	15	0	12	14	18
2016	20-20	27	20	47	62	.435	51	.823	8-21	1	35	33	0	31	18	31
2017	17-17	32	17	49	72	.444	56	.778	10-25	2	31	33	0	25	15	28
2018	6-6	12	4	16	25	.480	19	.760	3-6	0	11	16	0	2	4	13
Total	64-60	84	46	130	189	.444	151	.799	26-62	3	98	97	0	70	51	90

CRUTCHFIELD CAREER HIGHS:

Goals:	5	2x, last at Northwestern	4/15/17
Assists:	6	vs. Louisville	3/12/16
Points:	9	vs. Louisville	3/12/16
Free Position Goals:	3	at Northwestern	4/15/17
Ground Balls:	5	3x, last vs. Furman	2/10/17
Draw Controls:	7	vs. Virginia Tech	3/4/17
Caused Turnovers:	3	3x, last at Elon	3/29/17

CRUTCHFIELD SEASON HIGHS:

Goals:	4	2x, last at Virginia Tech	2/24/18
Assists:	1	4x, last vs. Boston University	3/4/18
Points:	5	vs. Elon	2/11/18
Free Position Goals:	1	3x, last at Virginia Tech	2/24/18
Ground Balls:	4	vs. Stanford	3/2/18
Draw Controls:	5	vs. Boston University	3/4/18
Caused Turnovers:	2	vs. Elon	2/11/18

#26 SAM DeBELLIS • ATTACK

REDSHIRT FRESHMAN • COLD SPRING HARBOR, N.Y.

Year	GP-GS	G	A	P	Shots	Shot%	SOG	SOG%	FPG-FPS	GWG	GB	DC	DSv	TO	CT	F
2017	1-0	1	0	1	1	1.000	1	1.000	1-1	0	2	0	0	1	0	0
2018	0-0	0	0	0	0	.000	0	.000	0-0	0	0	0	0	0	0	0
Total	1-0	1	0	1	1	1.000	1	1.000	1-1	0	2	0	0	1	0	0

DeBELLIS CAREER HIGHS:

Goals:	1	vs. Furman	2/10/17
Points:	1	vs. Furman	2/10/17
Free Position Goals:	1	vs. Furman	2/10/17
Ground Balls:	2	vs. Furman	2/10/17

DeBELLIS SEASON HIGHS:

Goals:			
Points:			
Free Position Goals:			
Ground Balls:			

#3 MADISON DUNK • ATTACK/MIDFIELD

FRESHMAN • DURHAM, N.C.

Year	GP-GS	G	A	P	Shots	Shot%	SOG	SOG%	FPG-FPS	GWG	GB	DC	DSv	TO	CT	F
2018	2-0	0	0	0	0	.000	0	.000	0-0	0	0	0	0	0	0	0
Total	2-0	0	0	0	0	.000	0	.000	0-0	0	0	0	0	0	0	0

#13 GRACE FALLON • ATTACK

SENIOR • MONMOUTH BEACH, N.J.

Year	GP-GS	G	A	P	Shots	Shot%	SOG	SOG%	FPG-FPS	GWG	GB	DC	DSv	TO	CT	F
2015	5-0	1	0	1	7	.143	4	.571	0-0	0	3	0	0	2	0	4
2016	17-15	11	16	27	33	.333	26	.788	1-5	2	15	2	0	17	5	10
2017	17-17	16	16	32	31	.516	24	.774	1-2	0	16	5	0	18	6	9
2018	6-6	8	13	21	21	.381	16	.762	3-5	1	8	0	0	10	6	6
Total	45-37	36	45	81	92	.391	70	.761	5-12	3	42	7	0	52	17	29

FALLON CAREER HIGHS:

Goals:	4	at North Carolina	5/15/16
Assists:	5	at Virginia Tech	2/24/18
Points:	7	at Virginia Tech	2/24/18
Free Position Goals:	2	at Virginia Tech	2/24/18
Ground Balls:	4	vs. Campbell	2/16/18
Draw Controls:	2	vs. Syracuse	4/2/17
Caused Turnovers:	2	vs. Campbell	2/16/18

FALLON SEASON HIGHS:

Goals:	2	3x, last at Virginia Tech	2/24/18
Assists:	5	at Virginia Tech	2/24/18
Points:	7	at Virginia Tech	2/24/18
Free Position Goals:	2	at Virginia Tech	2/24/18
Ground Balls:	4	vs. Campbell	2/16/18
Draw Controls:			
Caused Turnovers:	2	vs. Campbell	2/16/18

#16 ELIZABETH FUCIGNA • DEFENSE

JUNIOR • DARIEN, CONN.

Year	GP-GS	G	A	P	Shots	Shot%	SOG	SOG%	FPG-FPS	GWG	GB	DC	DSv	TO	CT	F
2016	1-0	0	0	0	0	.000	0	.000	0-0	0	0	0	0	0	0	0
2017	2-0	0	0	0	0	.000	0	.000	0-0	0	0	0	0	1	0	0
2018	0-0	0	0	0	0	.000	0	.000	0-0	0	0	0	0	0	0	0
Total	3-0	0	0	0	0	.000	0	.000	0-0	0	0	0	0	1	0	0

#10 KYRA HARNEY • ATTACK

SENIOR • BAY SHORE, N.Y.

Year	GP-GS	G	A	P	Shots	Shot%	SOG	SOG%	FPG-FPS	GWG	GB	DC	DSv	TO	CT	F
2015	21-18	31	15	46	58	.534	41	.707	2-5	3	22	4	0	18	9	26
2016	20-20	51	17	68	93	.548	74	.796	10-28	3	16	10	0	25	13	43
2017	17-16	30	20	50	81	.370	63	.778	5-13	1	16	3	0	27	13	29
2018	6-6	6	5	11	23	.261	15	.652	1-5	0	5	0	0	6	7	8
Total	64-60	118	57	175	255	.463	193	.757	18-51	7	59	17	0	76	42	106

HARNEY CAREER HIGHS:

Goals:	5	at Virginia Tech	3/5/16
Assists:	4	2x, last vs. Stanford	2/20/17
Points:	7	3x, last vs. Presbyterian	4/17/17
Free Position Goals:	2	at Navy	2/12/16
Ground Balls:	4	vs. Notre Dame	3/1/15
Draw Controls:	2	2x, last vs. Loyola	5/13/16
Caused Turnovers:	3	at Columbia	3/16/16

HARNEY SEASON HIGHS:

Goals:	2	vs. Campbell	2/16/18
Assists:	3	vs. Campbell	2/16/18
Points:	5	vs. Campbell	2/16/18
Free Position Goals:	1	vs. Campbell	2/16/18
Ground Balls:	2	2x, last vs. Stanford	3/2/18
Draw Controls:			
Caused Turnovers:	2	3x, last at Virginia Tech	2/24/18

#36 CHASE HENRIQUEZ • GOALKEEPER

FRESHMAN • NORWELL, MASS.

Year	GP-GS	Min	GA	GAA	Svs	Sv%	W	L	Faced	GB	TO	CT	F
2018	1-0	6:11	2	19.41	4	.667	0	0	7	0	0	0	0
Total	1-0	6:11	2	19.41	4	.667	0	0	7	0	0	0	0

HENRIQUEZ SEASON/CAREER HIGHS:

Fewest Goals Against:	2	vs. Campbell	2/16/18
Saves:	4	vs. Campbell	2/16/18

#1 ORALEE HESPENHEIDE • GOALKEEPER

SENIOR • SHAKOPEE, MINN.

Year	GP-GS	Min	GA	GAA	Svs	Sv%	W	L	Faced	GB	TO	CT	F
2015	2-0	7:13	1	8.31	1	.500	0	0	2	1	0	1	0
2016	0-0	0:00	0	0.00	0	.000	0	0	0	0	0	0	0
2017	1-0	13:02	1	4.60	0	.000	0	0	2	0	0	0	0
2018	0-0	0:00	0	0.00	0	.000	0	0	0	0	0	0	0
Total	3-0	20:15	2	5.93	1	.333	0	0	4	1	0	1	0

HESPENHEIDE CAREER HIGHS:

Fewest Goals Against:	0	at Davidson	March 31, 2015
Saves:	1	vs. William & Mary	Feb. 22, 2015
Ground Balls:	1	vs. William & Mary	Feb. 22, 2015
Caused Turnovers:	1	vs. William & Mary	Feb. 22, 2015

HESPENHEIDE SEASON HIGHS:

Fewest Goals Against:			
Saves:			
Ground Balls:			
Caused Turnovers:			

#30 CALLIE HUMPHREY • DEFENSE

SOPHOMORE • SUMMIT, N.J.

Year	GP-GS	G	A	P	Shots	Shot%	SOG	SOG%	FPG-FPS	GWG	GB	DC	DSv	TO	CT	F
2017	17-12	0	0	0	0	.000	0	.000	0-0	0	19	5	0	7	16	21
2018	6-6	0	0	0	0	.000	0	.000	0-0	0	11	0	0	2	6	9
Total	23-18	0	0	0	0	.000	0	.000	0-0	0	30	5	0	9	22	30

HUMPHREY CAREER HIGHS:

Ground Balls:	4	vs. Elon	2/11/18
Draw Controls:	1	5x, last vs. North Carolina	4/27/17
Caused Turnovers:	5	vs. Navy	2/12/17

HUMPHREY SEASON HIGHS:

Ground Balls:	4	vs. Elon	2/11/18
Draw Controls:			
Caused Turnovers:	2	vs. Boston University	3/4/18

#14 OLIVIA JENNER • ATTACK

JUNIOR • ANNAPOLIS, MD.

Year	GP-GS	G	A	P	Shots	Shot%	SOG	SOG%	FPG-FPS	GWG	GB	DC	DSv	TO	CT	F
2016	20-19	18	7	25	41	.439	30	.732	3-9	1	15	110	0	20	2	37
2017	17-17	20	8	28	58	.345	41	.707	2-13	0	15	103	0	23	3	44
2018	6-6	11	5	16	28	.393	23	.821	1-4	1	2	55	0	9	4	11
Total	43-42	49	20	69	127	.386	94	.740	6-26	2	32	268	0	52	9	92

JENNER CAREER HIGHS:

Goals:	4	vs. Notre Dame	2/26/17
Assists:	3	vs. Notre Dame	2/26/17
Points:	7	vs. Notre Dame	2/26/17
Free Position Goals:	1	6x, last vs. Campbell	2/16/18
Ground Balls:	2	6x, last at Virginia Tech	2/24/18
Draw Controls:	13	at Navy	2/12/16
Caused Turnovers:	2	at Virginia Tech	2/24/18

JENNER SEASON HIGHS:

Goals:	3	2x, last vs. Boston University	3/4/18
Assists:	2	vs. Boston University	3/4/18
Points:	5	vs. Boston University	3/4/18
Free Position Goals:	1	vs. Campbell	2/16/18
Ground Balls:	2	at Virginia Tech	2/24/18
Draw Controls:	12	2x, last at Virginia Tech	2/24/18
Caused Turnovers:	2	at Virginia Tech	2/24/18

#20 NATALIE KAHN • DEFENSE

FRESHMAN • MALVERN, PA.

Year	GP-GS	G	A	P	Shots	Shot%	SOG	SOG%	FPG-FPS	GWG	GB	DC	DSv	TO	CT	F
2018	6-1	0	0	0	0	.000	0	.000	0-0	0	0	0	0	2	0	2
Total	6-1	0	0	0	0	.000	0	.000	0-0	0	0	0	0	2	0	2

#15 ABBY LANDRY • MIDFIELD

FRESHMAN • HINGHAM, MASS.

Year	GP-GS	G	A	P	Shots	Shot%	SOG	SOG%	FPG-FPS	GWG	GB	DC	DSv	TO	CT	F
2018	6-6	3	0	3	7	.429	5	.714	1-2	0	5	1	0	2	3	1
Total	6-6	3	0	3	7	.429	5	.714	1-2	0	5	1	0	2	3	1

LANDRY SEASON/CAREER HIGHS:

Goals:	2	vs. Boston University	3/4/18
Points:	2	vs. Boston University	3/4/18
Free Position Goals:	1	at Virginia Tech	2/24/18
Ground Balls:	2	2x, last vs. Stanford	3/2/18
Draw Controls:	1	at Virginia Tech	2/24/18
Caused Turnovers:	2	vs. Stanford	3/2/18

#12 CHLOË LEWIS • MIDFIELD

JUNIOR • CHAPEL HILL, N.C.

Year	GP-GS	G	A	P	Shots	Shot%	SOG	SOG%	FPG-FPS	GWG	GB	DC	DSv	TO	CT	F
2016	1-0	0	0	0	0	.000	0	.000	0-0	0	0	0	0	1	0	0
2017	3-0	0	0	0	1	.000	1	1.000	0-1	0	1	0	0	2	0	0
2018	3-0	1	0	1	1	1.000	1	1.000	1-1	0	0	0	0	1	0	0
Total	7-0	1	0	1	2	.500	2	1.000	1-2	0	1	0	0	4	0	0

LEWIS CAREER HIGHS:

Goals:	1	vs. Campbell	2/16/18
Points:	1	vs. Campbell	2/16/18
Free Position Goals:	1	vs. Campbell	2/16/18
Ground Balls:	1	vs. Presbyterian	4/17/17

LEWIS SEASON HIGHS:

Goals:	1	vs. Campbell	2/16/18
Points:	1	vs. Campbell	2/16/18
Free Position Goals:	1	vs. Campbell	2/16/18
Ground Balls:			

#32 JAMIE LOCKWOOD • GOALKEEPER

JUNIOR • RICHMOND, VA.

Year	GP-GS	Min	GA	GAA	Svs	Sv%	W	L	Faced	GB	TO	CT	F
2016	2-0	8:40	3	20.77	0	.000	0	0	3	0	0	0	0
2017	12-10	528:15	92	10.45	70	.432	5	4	221	26	5	7	0
2018	4-0	66:07	15	13.61	11	.423	0	0	31	4	1	0	0
Total	18-10	603:02	110	10.94	81	.424	5	4	255	30	6	7	0

LOCKWOOD CAREER HIGHS:

Fewest Goals Against:	0	vs. Presbyterian	4/17/17
Saves:	12	vs. Notre Dame	2/26/17
Ground Balls:	8	vs. Navy	2/12/17
Caused Turnovers:	3	at Saint Joseph's	3/16/17

LOCKWOOD SEASON HIGHS:

Fewest Goals Against:	2	vs. Stanford	3/2/18
Saves:	4	vs. Stanford	3/2/18
Ground Balls:	3	vs. Campbell	2/16/18
Caused Turnovers:			

#34 ELLIE MAJURE • MIDFIELD

JUNIOR • FALLS CHURCH, VA.

Year	GP-GS	G	A	P	Shots	Shot%	SOG	SOG%	FPG-FPS	GWG	GB	DC	DSv	TO	CT	F
2016	16-1	1	0	1	2	.500	1	.500	0-0	0	8	4	0	10	0	3
2017	17-16	17	9	26	35	.486	28	.800	5-7	1	10	11	0	27	6	17
2018	6-0	6	0	6	10	.600	8	.800	2-3	0	2	2	0	5	5	8
Total	40-17	24	9	33	47	.511	37	.737	7-10	1	20	17	0	42	11	28

MAJURE CAREER HIGHS:

Goals:	3	vs. Presbyterian	4/17/17
Assists:	2	vs. Presbyterian	4/17/17
Points:	5	vs. Presbyterian	4/17/17
Free Position Goals:	1	6x, last vs. Campbell	2/16/18
Ground Balls:	2	3x, last at Navy	2/12/17
Draw Controls:	6	at Saint Joseph's	3/16/17
Caused Turnovers:	2	3x, last vs. Boston University	3/4/18

MAJURE SEASON HIGHS:

Goals:	2	vs. Boston University	3/4/18
Assists:			
Points:	2	vs. Boston University	3/4/18
Free Position Goals:	1	vs. Campbell	2/16/18
Ground Balls:	1	2x, last vs. Boston University	3/4/18
Draw Controls:	1	2x, last vs. Boston University	3/4/18
Caused Turnovers:	2	2x, last vs. Boston University	3/4/18

#27 MARY MARKWORDT • ATTACK

FRESHMAN • MARIETTA, GA.

Year	GP-GS	G	A	P	Shots	Shot%	SOG	SOG%	FPG-FPS	GWG	GB	DC	DSv	TO	CT	F
2018	6-0	3	4	7	4	.750	3	.750	0-0	0	3	1	0	5	0	2
Total	6-0	3	4	7	4	.750	3	.750	0-0	0	3	1	0	5	0	2

MARKWORDT SEASON/CAREER HIGHS:

Goals:	1	3x, last at Virginia Tech	2/24/18
Assists:	1	4x, last vs. Boston University	3/4/18
Points:	2	2x, last vs. Campbell	2/16/18
Ground Balls:	2	at Virginia Tech	2/24/18
Draw Controls:	1	vs. Campell	2/16/18

#8 CHARLOTTE NORTH • ATTACK

FRESHMAN • DALLAS, TEXAS

Year	GP-GS	G	A	P	Shots	Shot%	SOG	SOG%	FPG-FPS	GWG	GB	DC	DSv	TO	CT	F
2018	6-6	25	3	28	41	.610	35	.854	4-5	2	4	1	0	6	3	2
Total	6-6	25	3	28	41	.610	35	.854	4-5	2	4	1	0	6	3	2

NORTH SEASON/CAREER HIGHS:

Goals:	7	vs. Boston University	3/4/18
Assists:	2	at Virginia Tech	2/24/18
Points:	7	2x, last vs. Boston University	3/4/18
Free Position Goals:	2	vs. Boston University	3/4/18
Ground Balls:	3	vs. Boston University	3/4/18
Draw Controls:	1	vs. Stanford	3/2/18
Caused Turnovers:	2	vs. Boston University	3/4/18

#21 JACKIE PERRY • DEFENSE

SENIOR • MOUNTAIN LAKES, N.J.

Year	GP-GS	G	A	P	Shots	Shot%	SOG	SOG%	FPG-FPS	GWG	GB	DC	DSv	TO	CT	F
2015	7-0	1	1	2	5	.200	4	.800	0-1	0	1	1	0	2	0	3
2016	5-0	1	0	1	4	.250	3	.750	1-2	0	1	2	0	4	1	1
2017	5-0	0	0	0	2	.000	1	.500	0-1	0	3	2	0	2	0	5
2018	4-1	0	0	0	0	.000	0	.000	0-0	0	1	0	0	2	0	3
Total	21-1	2	1	3	11	.182	8	.727	1-3	0	6	5	0	10	1	12

PERRY CAREER HIGHS:

Goals:	1	2x, last at Navy	2/12/16
Assists:	1	vs. William & Mary	2/22/15
Points:	1	3x, last at Navy	2/12/16
Free Position Goals:	1	at Navy	2/12/16
Ground Balls:	2	vs. Furman	2/10/17
Draw Controls:	2	at Navy	2/12/16
Caused Turnovers:	1	vs. Campbell	2/4/16

PERRY SEASON HIGHS:

Goals:			
Assists:			
Points:			
Free Position Goals:			
Ground Balls:	1	vs. Boston University	3/4/18
Draw Controls:			
Caused Turnovers:			

#5 LINDSEY REYNOLDS • MIDFIELD

SOPHOMORE • BOW, N.H.

Year	GP-GS	G	A	P	Shots	Shot%	SOG	SOG%	FPG-FPS	GWG	GB	DC	DSv	TO	CT	F
2017	9-0	1	1	2	4	.250	3	.750	1-2	0	2	1	0	4	1	0
2018	5-0	2	0	2	3	.667	3	1.000	1-1	0	2	3	0	2	0	4
Total	14-0	3	1	4	7	.429	6	.847	2-3	0	4	4	0	7	1	4

REYNOLDS CAREER HIGHS:

Goals:	1	3x, last vs. Stanford	3/2/18
Assists:	1	vs. Presbyterian	4/17/17
Points:	1	4x, last vs. Stanford	3/2/18
Free Position Goals:	1	2x, last vs. Elon	2/11/18
Ground Balls:	1	4x, last vs. Boston University	3/4/18
Draw Controls:	3	vs. Boston University	3/4/18
Caused Turnovers:	1	at Virginia	3/25/17

REYNOLDS SEASON HIGHS:

Goals:	1	2x, last vs. Stanford	3/2/18
Assists:			
Points:	1	2x, last vs. Stanford	3/2/18
Free Position Goals:	1	vs. Elon	2/11/18
Ground Balls:	1	2x, last vs. Boston University	3/4/18
Draw Controls:	3	vs. Boston University	3/4/18
Caused Turnovers:			

#4 LEXI RIEU • MIDFIELD

SOPHOMORE • WEST FRIENDSHIP, MD.

Year	GP-GS	G	A	P	Shots	Shot%	SOG	SOG%	FPG-FPS	GWG	GB	DC	DSv	TO	CT	F
2017	4-0	2	0	2	6	.333	5	.833	0-1	0	1	0	0	0	0	1
2018	1-0	1	0	1	1	1.000	1	1.000	0-0	0	0	0	0	1	0	0
Total	5-0	3	0	3	7	.429	6	.857	0-1	0	1	0	0	1	0	1

RIEU CAREER HIGHS:

Goals:	2	vs. Presbyterian	4/17/17
Points:	2	vs. Presbyterian	4/17/17
Ground Balls:	1	vs. Presbyterian	4/17/17

RIEU SEASON HIGHS:

Goals:	1	vs. Campbell	2/16/18
Points:	1	vs. Campbell	2/16/18
Ground Balls:			

#9 MORGAN RODGERS • MIDFIELD

JUNIOR • WARRENTON, VA.

Year	GP-GS	G	A	P	Shots	Shot%	SOG	SOG%	FPG-FPS	GWG	GB	DC	DSv	TO	CT	F
2016	1-0	0	0	0	0	.000	0	.000	0-0	0	0	0	0	0	0	0
2017	0-0	0	0	0	0	.000	0	.000	0-0	0	0	0	0	0	0	0
2018	0-0	0	0	0	0	.000	0	.000	0-0	0	0	0	0	0	0	0
Total	1-0	0	0	0	0	.000	0	.000	0-0	0	0	0	0	0	0	0

#22 ANNE SLUSSER • DEFENSE

SENIOR • EXCELSIOR, MINN.

Year	GP-GS	G	A	P	Shots	Shot%	SOG	SOG%	FPG-FPS	GWG	GB	DC	DSv	TO	CT	F
2015	5-0	0	0	0	0	.000	0	.000	0-0	0	1	0	0	1	1	5
2016	14-2	0	0	0	0	.000	0	.000	0-0	0	6	1	0	5	2	8
2017	16-15	0	0	0	0	.000	0	.000	0-0	0	22	1	0	5	8	30
2018	6-5	0	0	0	0	.000	0	.000	0-0	0	4	0	0	1	6	7
Total	41-22	0	0	0	0	.000	0	.000	0-0	0	33	2	0	12	17	50

SLUSSER CAREER HIGHS:

Ground Balls:	5	vs. Stanford	2/20/17
Draw Controls:	1	2x, last at Northwestern	4/15/17
Caused Turnovers:	3	2x, last vs. Elon	2/11/18

SLUSSER SEASON HIGHS:

Ground Balls:	1	4x, last at Virginia Tech	2/24/18
Draw Controls:			
Caused Turnovers:	3	vs. Elon	2/11/18

#31 MICHELLE STAGGERS • DEFENSE/MIDFIELD

JUNIOR • STAFFORD, VA.

Year	GP-GS	G	A	P	Shots	Shot%	SOG	SOG%	FPG-FPS	GWG	GB	DC	DSv	TO	CT	F
2016	18-17	0	0	0	0	.000	0	.000	0-0	0	10	5	0	6	9	31
2017	13-7	0	0	0	0	.000	0	.000	0-0	0	4	4	0	5	6	17
2018	0-0	0	0	0	0	.000	0	.000	0-0	0	0	0	0	0	0	0
Total	31-24	0	0	0	0	.000	0	.000	0-0	0	14	9	0	11	15	48

STAGGERS CAREER HIGHS:

Ground Balls:	2	at Navy	2/12/16
Draw Controls:	2	3x, last at Penn	3/18/17
Caused Turnovers:	2	2x, last at Penn	3/18/17

STAGGERS SEASON HIGHS:

Ground Balls:			
Draw Controls:			
Caused Turnovers:			

#24 CHARLOTTE TUCCI • DEFENSE

SOPHOMORE • RYE, N.Y.

Year	GP-GS	G	A	P	Shots	Shot%	SOG	SOG%	FPG-FPS	GWG	GB	DC	DSv	TO	CT	F
2016	1-0	0	0	0	0	.000	0	.000	0-0	0	0	0	0	0	0	0
2017	12-1	0	0	0	0	.000	0	.000	0-0	0	2	3	0	4	4	7
2018	6-6	0	0	0	0	.000	0	.000	0-0	0	6	0	0	0	4	3
Total	19-7	0	0	0	0	.000	0	.000	0-0	0	8	3	0	4	8	10

TUCCI CAREER HIGHS:

Ground Balls: 2 vs. Northwestern 2/18/18
 Draw Controls: 1 3x, last vs. Syracuse 4/2/17
 Caused Turnovers: 2 vs. Drexel 2/5/17

TUCCI SEASON HIGHS:

Ground Balls: 2 vs. Northwestern 2/18/18
 Draw Controls: 1 4x, last vs. Boston University 3/4/18

#17 GIGI VASILE • DEFENSE

FRESHMAN • WEBSTER, N.Y.

Year	GP-GS	G	A	P	Shots	Shot%	SOG	SOG%	FPG-FPS	GWG	GB	DC	DSv	TO	CT	F
2018	5-5	0	0	0	0	.000	0	.000	0-0	0	1	0	0	0	2	3
Total	5-5	0	0	0	0	.000	0	.000	0-0	0	1	0	0	0	2	3

VASILE SEASON/CAREER HIGHS:

Ground Balls: 1 vs. Stanford 3/2/18
 Caused Turnovers: 1 2x, last vs. Boston University 3/4/18

#6 KAT ZEMPOLICH • ATTACK

REDSHIRT JUNIOR • CLIFTON, VA.

Year	GP-GS	G	A	P	Shots	Shot%	SOG	SOG%	FPG-FPS	GWG	GB	DC	DSv	TO	CT	F
2015	3-0	0	0	0	0	.000	0	.000	0-0	0	0	0	0	0	0	0
2016	-	-	-	-	-	-	-	-	-	-	-	-	-	-	-	-
2017	1-0	0	0	0	0	.000	0	.000	0-0	0	0	0	0	0	1	0
2018	2-0	0	0	0	1	.000	0	.000	0-1	0	0	0	0	0	0	0
Total	6-0	0	0	0	1	.000	0	.000	0-1	0	0	0	0	0	1	0

ZEMPOLICH CAREER HIGHS:

Caused Turnovers: 1 vs. Presbyterian 4/17/17

ZEMPOLICH SEASON HIGHS:

Caused Turnovers:

2018 Duke Women's Lacrosse
 Duke Combined Team Statistics
 All games (as of Mar 05, 2018)

RECORD:	OVERALL	HOME	AWAY	NEUTRAL
ALL GAMES	4-2	4-1	0-1	0-0
CONFERENCE	0-1	0-0	0-1	0-0
NON-CONFERENCE	4-1	4-1	0-0	0-0

Date	Opponent	Score	Att.
Feb 11	#21 ELON	w 17-9	201
Feb 16	CAMPBELL	w 18-8	205
Feb 18	#11 NORTHWESTERN	w 9-8	607
* Feb 24	at Virginia Tech	L 14-17	496
Mar 02	#25 STANFORD	L 5-15	401
Mar 04	BOSTON UNIVERSITY	w 21-13	522

TEAM STATISTICS **DU** **OPP**

SHOT STATISTICS		
Goals-Shot attempts	84-197	70-166
Goals scored per game	14.00	11.67
Shot pct.	.426	.422
Shots on goal-Attempts	147-197	129-166
SOG pct.	.746	.777
Shots/Game	32.8	27.7
Assists	37	20
Free position Made-Att	19-43	19-35
Free position pct.	.442	.543
GOAL BREAKDOWN		
Total Goals	84	70
Free-position	19	19
Unassisted	47	50
Overtime	0	0
Goals scored average	14.00	11.67
GROUND BALLS	103	107
DRAW CONTROLS	101	63
TURNOVERS	81	101
CAUSED TURNOVERS	60	44
CLEARs	86-98	98-129
Clear Pct.	.878	.760
ATTENDANCE		
Total	1936	496
Dates/Avg Per Date	5/387	1/496
Neutral Site #/Avg	0/0	

##	PLAYER	GP	G	A	Pts	Sh	Gw	GB	DC	Dsv	TO	CT
8	Charlotte North	6	25	3	28	41	2	6	1	0	6	3
23	Maddie Crutchfield	6	12	4	16	25	0	11	16	0	2	4
14	Olivia Jenner	6	11	5	16	28	1	2	55	0	9	4
13	Grace Fallon	6	8	13	21	21	1	8	0	0	10	6
34	Ellie Majure	6	6	0	6	10	0	2	2	0	5	5
10	Kyra Harney	6	6	5	11	23	0	5	0	0	6	7
27	Mary Markwordt	6	3	4	7	4	0	3	1	0	5	0
7	Catherine Cordrey	6	3	1	4	16	0	6	3	0	2	0
15	Abby Landry	6	3	0	3	7	0	5	1	0	2	3
5	Lindsey Reynolds	5	2	0	2	3	0	2	3	0	2	0
19	Catriona Barry	6	2	2	4	11	0	5	14	0	6	5
4	Lexi Rieu	1	1	0	1	1	0	0	0	0	1	0
12	Chloe Lewis	3	1	0	1	1	0	0	0	0	1	0
2	Ella Bonafede	5	1	0	1	4	0	2	0	0	2	0
32	Jamie Lockwood	4	0	0	0	0	0	4	0	0	1	0
30	Callie Humphrey	6	0	0	0	0	0	11	0	0	2	6
25	Gabbe Cadoux	6	0	0	0	0	0	15	0	0	0	1
24	Charlotte Tucci	6	0	0	0	0	0	6	0	0	0	4
22	Anne Slusser	6	0	0	0	0	0	4	0	0	1	6
21	Jackie Perry	4	0	0	0	0	0	1	0	0	2	0
20	Natalie Kahn	6	0	0	0	0	0	0	0	0	2	0
18	Katie Cronin	6	0	0	0	1	0	4	2	0	6	3
17	Gigi Vasile	5	0	0	0	0	0	1	0	0	0	2
11	Katie Cosgrove	4	0	0	0	0	0	0	3	0	1	0
6	Kat Zempolich	2	0	0	0	1	0	0	0	0	0	0
3	Madison Dunk	3	0	0	0	0	0	0	0	0	0	0
36	Chase Henriquez	1	0	0	0	0	0	0	0	0	0	0
Total		6	84	37	121	197	4	103	101	0	81	60
Opponents		6	70	20	90	166	2	107	63	0	101	44

##	Goalie	GP	Min.	GA	GAAvg	Save	Pct	W-L-T
25	Gabbe Cadoux	6	287:42	53	11.05	44	.454	4-2-0
32	Jamie Lockwood	4	66:07	15	13.61	11	.423	0-0-0
36	Chase Henriquez	1	6:11	2	19.41	4	.667	0-0-0
Total		6	360:00	70	11.67	59	.457	4-2-0
Opponents		6	360:00	84	14.00	63	.429	2-4-0

Goals by Period	1st	2nd	Total
Duke	44	40	84
Opponents	33	37	70

Saves by Period	1st	2nd	Total
Duke	29	30	59
Opponents	33	30	63

Shots by Period	1st	2nd	Total
Duke	104	93	197
Opponents	85	81	166

Shots on Goal	1st	2nd	Total
Duke	77	70	147
Opponents	62	67	129