

SOUTH CAROLINA WOMEN'S BASKETBALL 2017-18

Dir. of Communications/PR: Diana Koval | Office: 803.777.7977 | Cell: 314.369.6050 | Email: dkoval@mailbox.sc.edu | Twitter: @DianaKovalSID
 Website: www.GamecocksOnline.com | Twitter: @GamecockWBB | Instagram: @GamecockWBB | Facebook: @GamecockWBB | Snapchat: @GamecockWBB

Game 9 December 3, 2017 • Columbia, S.C. • Colonial Life Arena (18,000)

Schedule/Results

Nov. 3	Coker (Exh.)	W, 116-56
Nov. 10	Alabama State (SECN+)	W, 99-31
Nov. 13	at #15/13 Maryland (ESPN2)	W, 94-86
Nov. 16	at Clemson	W, 66-36
Nov. 19	Wofford (SECN+)	W, 94-60
<i>Gulf Coast Showcase (Estero, Fla.)</i>		
Nov. 24	vs. Rutgers	W, 78-68
Nov. 25	vs. St. John's	W, 76-58
Nov. 26	vs. #6/6 Notre Dame	L, 85-92

Nov. 30	Western Carolina (SECN+)	W, 101-43
Dec. 3	#14/16 Duke (SECN)	Noon
Dec. 5	CofC (SECN+)	7 p.m.
Dec. 17	Savannah State (SECN+)	3 p.m.
Dec. 21	at Temple	7 p.m.
Dec. 31	Texas A&M* (SECN)	2 p.m.
Jan. 4	at Ole Miss* (SECN+)	7 p.m.
Jan. 7	at Missouri* (ESPN2)	2 p.m.
Jan. 11	Auburn* (SECN+)	7 p.m.
Jan. 14	Tennessee* (ESPN2)	1 p.m.
Jan. 18	at Vanderbilt* (SECN+)	8 p.m.
Jan. 21	at Kentucky* (ESPNU)	Noon
Jan. 25	Arkansas* (SECN)	6:30 p.m.
Jan. 28	Missouri* (ESPN2)	6 p.m.
Feb. 1	UConn (ESPN)	7 p.m.
Feb. 5	at Mississippi State* (ESPN2)	7 p.m.
Feb. 8	at Alabama* (SECN)	7 p.m.
Feb. 11	Florida* (SECN)	1 p.m.
Feb. 15	at Georgia* (SECN+)	7 p.m.
Feb. 18	Kentucky* (SECN)	3 p.m.
Feb. 22	LSU* (SECN)	6:30 p.m.
Feb. 25	at Tennessee* (ESPNU/2)	12/4 p.m.

SEC Tournament (Nashville, Tenn.)

Feb. 28	First Round (SECN)
Mar. 1	Second Round (SECN)
Mar. 2	Quarterfinals (SECN)
Mar. 3	Semifinals (ESPNU)
Mar. 4	Final (ESPN2)

All Times Listed as Eastern and are subject to change
 * indicates SEC Game
 Television outlet listed in parentheses – SECN is SEC Network; SECN+ is SEC Network online via WatchESPN

"We Are"

Each season South Carolina head coach Dawn Staley chooses a theme for her team and its legion of fans to rally around. This season's theme of "We Are" is one that embraces the connection between her team and its fans.

The Gamecocks will employ various "We Are" statements to highlight some of their core traits throughout the season. They also invite fans to share their "We Are" statements to further illustrate how much the team is a reflection of its fans.

South Carolina Gamecocks 7-1



Ranking: 5/6 (AP/Coaches)
Head Coach: Dawn Staley
Record at SC: 228-81 (10th)
Career Record: 400-161 (18th)
Top Scorer: A'ja Wilson (24.5)
Top Reb.: A'ja Wilson (11.1)

VS.



Duke Blue Devils 6-1

Ranking: 14/16
Coach: Joanne P. McCallie
Record at DU: 279-72 (11th)
Career Record: 595-220 (26th)
Top Scorer: Lexie Brown (19.6)
Top Reb.: Leaonna Odom (9.1)

Game Information

Tickets: \$9 adults, \$5 youth
Doors Open: 11 a.m.
Radio: 107.5 The Game (Brad Muller)

Broadcast: SEC Network (Pam Ward, pxp; Debbie Antonelli, analyst; Steffi Sorenson, reporter)
Live Stats: Gamecocks.Statbroadcast.com

Series History

South Carolina Record	3-2
In Columbia	1-0
In Durham	2-1
At Neutral Site	0-1
Last Meeting	12/4/16
First Meeting	11/25/01
Current Streak	Duke Won 1

Last Five Meetings:		
Date	Result	Location
12/4/16	L, 63-74	Durham
12/6/15	W, 66-55	Columbia
12/7/14	W, 51-50	Durham
3/25/02	L, 68-77	Raleigh, N.C.
11/25/01	W, 87-81 (ot)	Durham












South Carolina Notables

- South Carolina is in its 44th season of women's basketball tonight and its 10th under the tutelage of head coach Dawn Staley. The reigning national champion Gamecocks have won four straight SEC regular-season titles, three consecutive SEC Tournament crowns and played in five of the last six NCAA Sweet 16s.
- In the Dawn Staley era, the Gamecocks are 51-46 against nationally ranked opponents, though the number is skewed somewhat by her early "building seasons" in Columbia. Since the start of the 2014-15 seasons, South Carolina is 36-7 against ranked foes, including a 35-4 mark when toting a better ranking than its opponent.
- South Carolina has answered the critics who feared the Gamecocks would struggle to rebound with the graduation of Alaina Coates. Out-rebounding opponents by 10.9 boards per game, the Gamecocks lead the SEC and rank 25th in the nation in that category.
- The Gamecocks' offense has been built around constant ball movement throughout the possession. As South Carolina embraces the Staley philosophy that the ball will find who should shoot it, the Gamecocks average 17.1 assists per game on 31.6 made field goals per game. The movement has created the most efficient offense of the Staley era as South Carolina is shooting an SEC-best 51.1 percent from the field to rank fifth in the nation.
- Senior forward A'ja Wilson, espnW Preseason National Player of the Year, has long played her best against the best competition, and this season is no different. In 43 career games against ranked opponents, she averages 17.3 points, 8.4 rebounds and 3.1 blocks. In the Gamecocks' two games against ranked foes this season, she has 33.0 points, 10.5 rebounds and 3.5 blocks per game.
- The Gamecocks have been without senior guard Bianca Cuevas-Moore (knee sprain) so far this season, but the setback has allowed freshman Bianca Jackson more playing time. The daughter of two college basketball coaches, Jackson has added a steady 5.4 points, 2.8 rebounds and 2.5 assists per game to the Gamecocks' effort.

Stat Comparison

SC	DU
7-1	6-1
0-0	0-0
3-0	4-0
2-0	2-1
2-1	0-0
86.6	72.9
59.2	56.6
.511	.462
.357	.355
.357	.440
.351	.300
.706	.672
17.8	12.3
17.1	16.0
+3.8	+0.9
41.9	41.6
+10.9	+12.7
10.1	9.4
6.3	3.6

2017-18 South Carolina Media Roster

0		<p>Victoria Patrick 5-8 • So. • Guard • Orlando, Fla.</p> <p>PPG 0.7 RPG 0.6 APG 0.6 FG% .154 FT% .111</p>	<p>LAST GM: 21 mins, 1 reb, 1 stl vs. WCU NOTABLE: Solid shooting guard eager to get more minutes this season ... has played in seven games this season, including two games of 20+ minutes ... played in 24 games last season.</p>	<p>Career Highs Pts: 4, 2x, at Sav. St., 12/21/16 Reb: 2, 5x, at Clemson, 11/16/17 Ast: 2 at Savannah St., 12/21/16 Stl: 2 vs. Saint Peter's, 11/22/16</p>
1		<p>Bianca Cuevas-Moore 5-6 • Sr. • Guard • Bronx, N.Y. <i>kwub-VAHS</i></p> <p>PPG -- RPG -- APG -- FG% -- FT% --</p>	<p>LAST GM: 4 pts, 4 assts, 3 stls vs. Coker NOTABLE: Speedy, crafty guard ... great spark, change of pace off bench ... has not played yet this season due to knee sprain ... on Nancy Lieberman Award Watch List (top point guard in the nation).</p>	<p>Career Highs Pts: 25 vs. Georgia, 1/12/17 Reb: 6, 2x, at Georgia, 1/26/17 Ast: 7 at Auburn, 1/5/17 Stl: 6 at Texas A&M, 2/23/17</p>
4		<p>Doniyah Cliney 6-0 • Jr. • Guard • Newark, N.J. <i>dawn-YAY CLY-nee</i></p> <p>PPG 8.8 RPG 4.0 APG 2.6 FG% .482 FT% .643</p>	<p>LAST GM: 9 pts, 7 rebs, 3 stls vs. WCU NOTABLE: Athletic guard, good size ... steady development, stat stuffer who can contribute in many ways ... 3 double-figure scoring games this season, 4 games of 3+ assists.</p>	<p>Career Highs Pts: 15 vs. Alabama St., 11/10/17 Reb: 9 vs. Clemson, 12/15/16 Ast: 6, 2x, vs. Kentucky, 2/2/17 Stl: 5 vs. Ala. St., 11/10/17</p>
10		<p>Bianca Jackson 5-10 • Fr. • Guard • Montgomery, Ala.</p> <p>PPG 5.4 RPG 2.8 APG 2.5 FG% .444 FT% .833</p>	<p>LAST GM: 7 pts, 4 rebs, 3 assts vs. WCU NOTABLE: Dangerous on both ends of the floor ... most minutes among SC freshmen (23.5/gm) ... named Alabama Sports Writers Association (ASWA) 5A Miss Basketball (2017).</p>	<p>Career Highs Pts: 8, 2x, vs. St. John's, 11/25/17 Reb: 6 vs. Alabama St., 11/10/17 Ast: 7 at Clemson, 11/16/17 Stl: 2, 3x, vs. Rutgers, 11/24/17</p>
11		<p>Lindsey Spann 5-6 • R-Sr. • Guard • Laurel, Md.</p> <p>PPG 13.6 RPG 1.6 APG 2.9 FG% .550 FT% .778</p>	<p>LAST GM: 10 pts, 3 assts vs. Notre Dame NOTABLE: Top 10 in SEC with FG% (7th), 3FG% (1st), 3FGs/gm (2nd); 18th in ppg ... shooting well because taking good shots ... 2nd on team in scoring, four 15+ points games.</p>	<p>Career Highs Pts: 31 vs. Saint Peter's, 11/13/16* Reb: 9, 2x, vs. Marshall, 12/3/16* Ast: 8, 2x, vs. Wofford, 11/19/17 Stl: 1, 5x, vs. Rutgers, 11/24/17 <i>* indicates while at Penn State</i></p>
21		<p>Mikiah Herbert Harrigan 6-2 • So. • For. • Pembroke Pines, Fla. <i>muh-KEE-uh</i></p> <p>PPG 7.6 RPG 4.1 BPG 1.0 FG% .535 FT% .682</p>	<p>LAST GM: 12 pts, 6 rebs, 2 blks vs. WCU NOTABLE: Versatile forward with skill on both ends of the court ... 15th in SEC in blocks/game ... 3 double-figure scoring games this season.</p>	<p>Career Highs Pts: 18 vs. Alabama St., 11/10/17 Reb: 10 vs. Georgia, 3/3/17 Blk: 4 vs. Alabama, 1/1/17 Stl: 2, 2x, Ala. State, 11/10/17</p>
22		<p>A'ja Wilson 6-5 • Sr. • Forward • Hopkins, S.C. <i>A-zhub</i></p> <p>PPG 24.5 RPG 11.1 BPG 3.4 FG% .575 FT% .740</p>	<p>LAST GM: 29 pts, 7 rebs, 3 stls vs. WCU NOTABLE: Team captain ... 3rd in nation in ppg, 23rd in rpg, 7th in bpg, 3rd in double-doubles (6) ... 2x SEC Player of Week ... Lisa Leslie Award Watch List ... Wooden, Wade and Naismith Watch Lists.</p>	<p>Career Highs Pts: 34 vs. Notre Dame, 11/26/17 Reb: 19, 2x, vs. Stanford, 3/31/17 Blk: 8, 2x, vs. TXA&M, 1/17/16 Stl: 5 vs. Vanderbilt, 2/16/17</p>
23		<p>LaDazia Williams 6-2 • Fr. • Forward • Bradenton, Fla. <i>luh-DAY-zhub</i></p> <p>PPG 2.5 RPG 2.7 BPG 0.3 FG% .333 FT% .667</p>	<p>LAST GM: 11 pts, 8 rebs vs. WCU NOTABLE: Can face up or score at the rim ... still finding footing at this level ... played in 6 games, 8.3 mins/game ... great game vs. Western Carolina ... top-50 recruit in Class of 2017 ... FABC 8A Player of the Year (2017).</p>	<p>Career Highs Pts: 11 vs. W. Carolina, 11/30/17 Reb: 8 vs. W. Carolina, 11/30/17 Blk: 2 vs. Alabama St., 11/10/17 Stl: 1 vs. W. Carolina, 11/30/17</p>
24		<p>LeLe Grissett 6-0 • Fr. • Forward • Durham, N.C. <i>LEE-lee grih-SET</i></p> <p>PPG 4.4 RPG 2.6 BPG 0.1 FG% .500 FT% .647</p>	<p>LAST GM: 4 pts, 1 stl vs. WCU NOTABLE: Lithe, versatile athlete with speed, quickness and leaping ability ... near double-double at Clemson (10 pts/8 rebs) ... ranked 23rd in the Class of 2017 ... PAC-6 Conf Player of the Year (2017).</p>	<p>Career Highs Pts: 10 at Clemson, 11/16/17 Reb: 8 at Clemson, 11/16/17 Ast: 1, 2x, at Clemson, 11/16/17 Stl: 4 vs. Alabama St., 11/10/17</p>
35		<p>Alexis Jennings 6-2 • R-Jr. • Forward • Madison, Ala.</p> <p>PPG 12.0 RPG 6.6 BPG 0.8 FG% .655 FT% .741</p>	<p>LAST GM: 19 pts, 7 rebs vs. WCU NOTABLE: Strong, physical presence inside ... creates great target for entry passes ... 20th in SEC in rpg, 3rd in FG% ... 5 double-digit scoring games ... powerful double-double at #15/13 Maryland (12 pts/13 rebs).</p>	<p>Career Highs Pts: 28 vs. Morehead St., 11/18/15* Reb: 13 at Maryland, 11/13/17 Blk: 6 vs. Oklahoma, 3/21/16* Stl: 3, 2x, vs. Ala. St., 11/10/17 <i>* indicates while at Kentucky</i></p>
52		<p>Tyasha Harris 5-10 • So. • Guard • Noblesville, Ind. <i>ty-A-shub</i></p> <p>PPG 9.6 RPG 2.3 APG 5.3 FG% .400 FT% .833</p>	<p>LAST GM: 10 pts, 10 assts vs. WCU NOTABLE: Team captain ... 4th in SEC in apg, 1st in steals/game, 8th assist-to-TO ratio (1.7) ... near double-double at #15/13 Maryland (20 pts/9 assts) ... Preseason Second-Team All-SEC.</p>	<p>Career Highs Pts: 20 at Maryland, 11/13/17 Reb: 6 vs. Florida St., 3/27/17 Ast: 10 vs. W. Carolina, 11/30/17 Stl: 6 vs. W. Carolina, 11/30/17</p>

Starter **Reserve**

Based on most recent game

Quick Facts

The University

Location: Columbia, S.C.

Founded: 1801

Enrollment: 34,099

Colors: Garnet (PMS 202C) and Black

Nickname: Gamecocks

Conference: Southeastern

President: Dr. Harris Pastides

Athletics Director: Ray Tanner

Facility: Colonial Life Arena (18,000)

Coaching Staff

Head Coach: Dawn Staley

Alma Mater: Virginia, 1992

Overall Record: 400-161 (18th season)

School Record: 228-81 (10th season)

Assoc. Head Coach (Alma Mater):

Lisa Boyer (Ithaca, 1979)

Assistant Coaches (Alma Mater):

Fred Chmiel (Excelsior, 2001)

Jollette Law (Iowa, 1990)

Team Information

2016-17 Record: 33-4

Home: 15-1 Away: 10-3 Neutral: 8-0

SEC Record (Finish): 14-2 (1st)

Home: 7-1 Away: 7-1

Letterwinners Returning/Lost: 6/5

Starters Returning/Lost: 2/3

Program History

First Year of Women's Basketball: 1974-75

All-Time Record: 809-509 (44th season)

All-Time SEC Record: 180-60 (27th season)

NCAA Appearances (Last): 14 (2017)

NCAA Tournament Record: 25-13

2017 NCAA Result: National Champion, W vs. 67-

55, Mississippi State, Dallas, Texas

WNIT Appearances (Last): 4 (2011)

WNIT Record: 3-4

Media Relations

Women's Basketball Contact: Diana Koval

Office: 803.777.7977

Cell: 314.369.6050

Email: dkoval@mailbox.sc.edu

Press Row Phone: 803.777.6182

Athletics Department on the Web

Website: GamecocksOnline.com

Twitter: @GamecocksOnline

Instagram: @GamecocksOnline

Facebook: Facebook.com/GamecocksOnline

YouTube: YouTube.com/GamecocksOnline

Women's Basketball on Social Media

Twitter: @GamecockWBB

Instagram: @GamecockWBB

Facebook: @GamecockWBB

SnapChat: @GamecockWBB

Head Coach on Social Media

Twitter: @DawnStaley

Instagram: @Staley05

Current Streaks

	Total	Home	Road	Neut.
Overall	W1	W8	W3	L1
SEC	W2	W3	W1	—
Non-Conference	W1	W13	W2	L1
Ranked Teams	L1	W4	W1	L1

By the Numbers

- Gamecock in the Dawn Staley era who has recorded a double-double that included assists – Tyasha Harris 10 pts/10 assists vs. Western Carolina (Nov. 30)
- Players who rank among the nation's top 50 in scoring, rebounding and blocked shot averages, led by A'ja Wilson in 3rd, 23rd and 7th, respectively
- 30-point outings against nationally ranked opponents by A'ja Wilson, the most in program history
- SEC individual stats led by a Gamecock – steals per game by Tyasha Harris; 3-point field goal percentage by Lindsey Spann; and points per game, blocked shots per game and double-doubles by A'ja Wilson
- Double-doubles by A'ja Wilson in 43 career games against nationally ranked opponents (7 more games missing it by 1 rebound)

Duke Series Notes

The Gamecocks are 3-2 all-time against the Blue Devils with three of those games featuring both teams ranked in the AP top 15, as they are today. South Carolina won the only previous meeting between the two in Columbia with a 66-55 decision on Dec. 6, 2015, when the Gamecocks were ranked No. 2 and Duke was No. 14 in the AP Poll.

Duke claimed the most recent matchup, as the unranked Blue Devils upset third-ranked South Carolina 74-63 in Durham as the Gamecocks suffered a pair of tough-shooting second and third quarters.

The more iconic matchup in the Dawn Staley era of the series was the Gamecocks' previous visit to Durham on Dec. 7, 2014. Ranked No. 1 in the nation, South Carolina needed late-game heroics to hold off No. 9 Duke in a low-scoring affair. After trailing by four at halftime, the Gamecocks surged ahead early in the second half. The Blue Devils reclaimed lead a 50-46 lead with 42 seconds to play. Tiffany Mitchell hit a tough 3 from the top of the arc with 19 seconds on the clock. The Gamecocks aggressively trapped Rebecca Greenwell on the sideline on the in-bounds play, stripping the then-freshman and calling timeout with 11 seconds to go. With four seconds on the clock, Mitchell drove for a layup that missed, but then-freshman A'ja Wilson reeled in the miss and quickly went back up for the short jumper that delivered the 51-50 victory.

2017-18 Double-Doubles

Tyasha Harris (1)

11/30 Western Carolina 10 pts/10 assts

Alexis Jennings (1)

11/13 at Maryland 11 pts/13 rebs

A'ja Wilson (6)

11/10 Alabama State 16 pts/10 rebs

11/13 at Maryland 32 pts/12 rebs

11/16 at Clemson 19 pts/11 rebs

11/19 Wofford 16 pts/13 rebs

11/24 vs. Rutgers 33 pts/10 rebs

11/24 vs. St. John's 17 pts/17 rebs

South Carolina's results vs. Duke since the arrival of head coach Dawn Staley:

Date	W/L	Score	Site	Rank (SC/DU)
12/4/16	L	63-74	A	3/-
12/6/15	W	66-55	H	2/14
12/7/14	W	51-50	A	1/9

Holding Home Court

The Gamecocks are 425-155 all-time on their home court, including a 183-60 mark in Colonial Life Arena. South Carolina is 118-27 at home during the Dawn Staley era and has lost just twice in its last 70 home games, including undefeated home seasons in 2013-14 and 2014-15. The Gamecocks have won 33 of their last 34 SEC regular-season home games dating back to the 2012-13 season.

Ranked Readings

Under head coach Dawn Staley, South Carolina is 51-46 against nationally ranked opponents, although that record is skewed by the early seasons of her tenure as the Gamecocks are 36-7 versus ranked foes since the start of the 2014-15 campaign. South Carolina is 17-5 against top-10 opponents during that time.

Staley's Gamecocks are 18-18 against ranked opponents in Colonial Life Arena after 14 of the last 15 such contests dating back to the start of the 2013-14 season.

Gamecocks in the Rankings

(Through games of 11/30)

Team	SEC	NCAA	Actual	Tyasha Harris	SEC	NCAA	Actual
Scoring Offense	1	11	86.6	Assists Per Game	4	66	5.3
Scoring Defense	7	74	59.2	Steals Per Game	1	54	2.9
Scoring Margin	2	8	+27.4	Assist-to-TO Ratio	8	116	2.1
Field Goal Percentage	1	5	.511	Alexis Jennings	SEC	NCAA	Actual
Field Goal %age Def.	6	57	.357	Points Per Game	30	—	12.0
3-Point FG %age	8	82	.357	Rebounds Per Game	20	—	6.6
3-Point FG %age Def.	11	284	.351	Field Goal Percentage	3	—	.655
3-Point FG Made/Gm.	9	207	5.6	Lindsey Spann	SEC	NCAA	Actual
Free Throw Percentage	3	132	.706	Points Per Game	19	—	13.6
Rebounding Offense	6	—	41.9	Field Goal Percentage	7	—	.550
Rebounding Defense	2	—	31.0	3-Point FG Percentage	1	11	.550
Rebounding Margin	1	25	+10.9	3-Point FGs Per Game	2	40	3.1
Assists Per Game	3	47	17.1	A'ja Wilson	SEC	NCAA	Actual
Steals Per Game	4	65	10.1	Points Per Game	1	3	24.5
Turnover Margin	7	71	+3.8	Rebounds Per Game	3	23	11.1
Turnovers Per Game	—	48	13.6	Field Goal Percentage	5	48	.575
Assist-to-Turnover Ratio	5	33	1.3	Blocked Shots Per Game	1	7	3.4
Blocked Shots Per Game	1	11	6.3	Off. Rebounds Per Game	5	—	3.4
Home Attendance Avg.	1	1	12,738	Double-Doubles	1	3	6.0

Staying Power

South Carolina head coach Dawn Staley is in her 10th season at the helm after guiding the Gamecocks into the postseason seven times in her first nine seasons in Columbia, including the 2017 National Championship and five other Sweet 16 berths.

With a .713 (400-161) winning percentage over her 18 seasons as a head coach, Staley is 23rd among active NCAA Div. I head coaches with at least 10 years of experience and is the best among SEC head coaches.

Staley is the third-longest tenured coach currently in the SEC, and her 10.8 league wins per season is best among the group. During the Gamecocks' current four-year run as SEC champion, the program averaged 14.8 conference wins per season.

Rankings Review

South Carolina is ranked fifth in this week's Associated Press Poll, making it the 71st consecutive week the Gamecocks have ranked among the nation's top 10 teams. Dawn Staley's team is one of just three teams to have stayed among the nation's top 10 every week since the start of the 2014-15 season (61 weeks).

In that 61 weeks, South Carolina has spent 54 of them in the top five, trailing UConn's 61 such weeks and leading Notre Dame's 49 top-five entries.

Tough Road Ahead

South Carolina's 2017-18 schedule includes 12 guaranteed games against teams either ranked in this week's AP and/or USA Today Coaches Poll or ranked at the time of their game.

Gamecock non-conference opponents currently ranked are: Connecticut (1/1), Notre Dame (6/6 when played), Duke (14/16) and Maryland (15/13 when played).

Including the Gamecocks at No. 3/2, the SEC boasts five teams in this week's rankings – Mississippi State (6/3), Tennessee (12/13), Texas A&M (18/21), Missouri (19/18) and Kentucky (20/22). South Carolina will play Tennessee, Kentucky and Missouri twice this season.

Drive for Five

The Gamecocks enter the 2017-18 season as the four-time reigning SEC regular-season champion, becoming just the second program to win four straight titles. South Carolina joined Tennessee, which claimed its fourth straight in 2001 en route to the league-record seven consecutive titles (1999-2004).

All-Around A'ja

Few players in the country are more versatile than South Carolina senior forward A'ja Wilson. Averaging 24.5 points, 11.1 rebounds and 3.4 blocks, she ranks third, 23rd and seventh in the nation in those categories, respectively.

Wilson is one of two players ranked among the nation's top 25 scorers and rebounders (Megan Gustafson, Iowa), and she is one of two players in the nation ranked among the nation's top 50 in points, rebounds and blocked shots (Bella Alarie, Princeton). Only five players in the country are among the top 50 entries in points and rebounds.

Unquestionably the team's "go-to" player at crunch time, Wilson strikes the on-court balance of being star and teammate with her court vision and unselfishness. She is the team's top scorer for the third-straight season, but never at the expense of the best shot on the floor. This season, as more rebounding has been needed, she has answered the call as well.

Wilson has also responded to her head coach's challenge to expand her skill set, working hard in the

Record Book Watch

Career Points	(Gms)	
1. Sheila Foster (1979-82)	134	2266
2. Shannon Johnsons (1993-96)	109	2230
3. Brantley Southers (1982-86)	120	1982
4. Jocelyn Penn (1999-2003)	117	1939
5. Tiffany Mitchell (2013-16)	139	1885
6. A'ja Wilson (2015-present)	113	1838
7. Schonna Banner (1987-90)	125	1791
8. Martha Parker (1986-89)	124	1728

Career Rebounds	(Gms)	
1. Sheila Foster (1979-82)	134	1427
2. Alaina Coates (2014-17)	133	1230
3. Marsha Williams (1990-93)	116	1026
4. Aleighsa Welch (2012-15)	137	956
5. Schonna Banner (1987-90)	125	901
6. A'ja Wilson (2015-present)	113	893
7. Sharon Gilmore (1983-86)	110	882
8. Denise Nanney (1975-77)	78	877
9. Brantley Southers (1982-86)	120	862

Career Double-Doubles	(Gms)	
1. Sheila Foster (1979-82)	134	72
2. Alaina Coates (2014-17)	133	57
3. Marsha Williams (1990-93)	116	44
4. Denise Nanney (1975-77)	78	42
5. Katrina Anderson (1978-79)	71	41
6. A'ja Wilson (2015-present)	113	36

Career Blocked Shots	(Gms)	
1. A'ja Wilson (2015-present)	113	285
2. Alaina Coates (2014-17)	133	210
3. Lakesha Tolliver (2004-07)	112	177
4. Elem Ibiam (2012-15)	126	164
5. Michelle Murray (1990-93)	96	148

A'JA WILSON

6-5 • Senior • Forward • Hopkins, S.C.

Preseason National Player of the Year – espnW

Two-Time Consensus First-Team All-American

Two-Time National Player of the Year Finalist

Two-Time SEC Player of the Year

Three-Time First-Team All-SEC

2017 NCAA Final Four MOP; 2017 SEC Tournament MVP

SEC's active leader in double-doubles (36), rebounds (893) and blocked shots (285), ranks second in points (1,38)

Chance to become just the third Gamecock to reach 2,000 career points and the second to do it with 1,000 career rebounds

Scored in double figures in 98 of her career 113 games and been team's top scorer in 55 games

Career averages of 16.3 points and 7.9 rebounds, which rise to 17.3 points and 8.4 rebounds in her 43 career games against nationally ranked opponents

Holds school record for career blocked shots (285), setting the mark in just the fourth game of her junior season

What They're Saying...

"A'ja Wilson is going to be a beast. When I first saw her, I was actually taken aback by her size; I didn't realize she was going to be that tall. Then, immediately

I noticed how agile she was, her ability to move at that size.

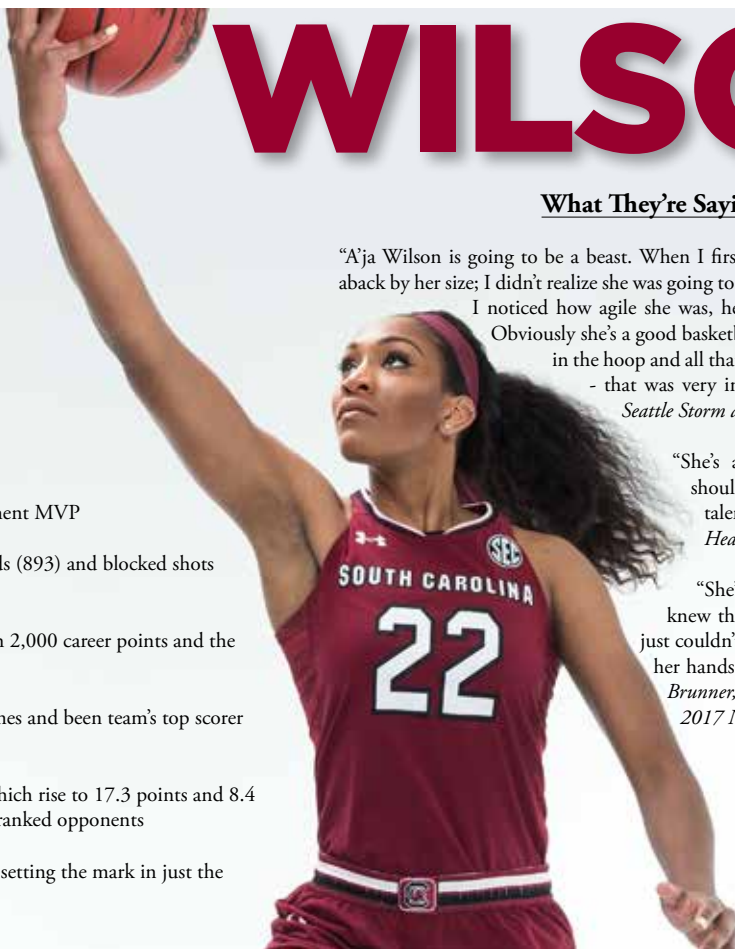
Obviously she's a good basketball player. She can put the ball in the hoop and all that good stuff, but her athleticism

- that was very impressive." – Sue Bird, Guard,

Seattle Storm and USA Basketball

"She's a woman amongst girls. She should be in the pros. She's just that talented." – Brenda Frese, Maryland Head Coach

"She's their money player, so we knew they wanted to get it to her. We just couldn't defend her, get the ball out of her hands. She's a great player." – Sophie Brunner, Arizona State Forward (in 2017 NCAA Tournament)



off-season on ball-handling to allow her to rebound and immediately start the fast break and even run the offense from the point guard position at times. The growth in her game helps both the Gamecocks, as opponents will have a more difficult time locating her for double-teaming, and Wilson's preparedness for the next step in her basketball career.

Blocking Scheme

South Carolina ranks 11th in the nation with 6.3 blocked shots per game, which is best in the SEC. While the Gamecocks have been atop this category over the last few seasons, the formula this season is slightly different.

Instead of being dominated by two Gamecocks, eight different members of the team have recorded at least one blocked shot this season.

Senior forward A'ja Wilson leads a pair of Gamecocks ranked among the top 15 shot blockers in the SEC. Her 3.4 blocks per game rank seventh in the nation and lead the SEC.

Behind Wilson, sophomore Mikiah Herbert Harrigan is 15th in the SEC with 1.0 blocks per game.

They're Free, Take Two!

Built around an inside presence for the last three seasons, South Carolina retains its annual spot among the top teams in free throws made and attempted this season.

The Gamecocks are second in the nation in both free throws made (142) and attempted (201). They trail just Kent State's totals of 148 and 204, respectively.

Sophomore Surge

Preseason All-SEC Second-Team selection Tyasha Harris is looking for a sophomore surge, not a slump, in her second season with the Gamecocks. Challenged by her head coach to expand her game now that "the novelty has worn off," Harris aims at blending more of the scoring prowess she showed in high school (23.5 ppg) with the unselfish court vision she displayed last season when she was 14th in the SEC with 3.2 assists per game.

So far so good for Harris' goals. She averages 9.6 points and is fourth in the league in assists at 5.3 per game. Against #15/13 Maryland (Nov. 13), she narrowly missed her first career double-double with career highs in points (20) and assists (9). Six games later,

Games Led Team In...

(Tied for team lead in each category included)

Scoring	2017-18	Career	Record
A'ja Wilson	5	55	49-6
M. Herbert Harrigan	1	1	1-0
Alexis Jennings	1	1	1-0
Lindsey Spann	1	1	1-0
Bianca Cuevas-Moore	0	5	4-1

Rebounding	2017-18	Career	Record
A'ja Wilson	6	43	40-3
Alexis Jennings	1	1	1-0
LaDazhia Williams	1	1	1-0
Doniyah Cliney	0	3	3-0
M. Herbert Harrigan	0	1	1-0

Assists	2017-18	Career	Record
Tyasha Harris	5	21	19-2
A'ja Wilson	1	6	5-1
Doniyah Cliney	1	3	3-0
Bianca Jackson	1	1	1-0
Lindsey Spann	1	1	1-0
Bianca Cuevas-Moore	0	18	17-1
M. Herbert Harrigan	0	1	1-0

Miscellaneous Stats

Double-Doubles	2017-18	Career	Record
A'ja Wilson	6	36	34-2
Tyasha Harris	1	1	1-0
Alexis Jennings	1	1	1-0

30+ Points	2017-18	Career	Record
A'ja Wilson	3	3	2-1

20+ Points	2017-18	Career	Record
A'ja Wilson	4	30	27-3
Tyasha Harris	1	1	1-0
Alexis Jennings	1	1	1-0
Lindsey Spann	1	1	1-0
Bianca Cuevas-Moore	0	3	3-0

10+ Points	2017-18	Career	Record
A'ja Wilson	9	99	88-10
Lindsey Spann	6	6	5-1
Alexis Jennings	5	5	4-1
M. Herbert Harrigan	3	9	9-0
Tyasha Harris	3	9	9-0
Doniyah Cliney	3	5	4-1
LeLe Grissett	1	1	1-0
LaDazhia Williams	1	1	1-0
Bianca Cuevas-Moore	0	27	25-2

10+ Rebounds	2017-18	Career	Record
A'ja Wilson	6	37	35-2
Alexis Jennings	1	1	1-0
M. Herbert Harrigan	0	1	1-0

5+ Assists	2017-18	Career	Record
Tyasha Harris	3	14	12-2
Doniyah Cliney	1	3	3-0
A'ja Wilson	1	2	1-1
Bianca Jackson	1	1	1-0
Lindsey Spann	1	1	1-0
Bianca Cuevas-Moore	0	9	9-0

5+ Steals	2017-18	Career	Record
Doniyah Cliney	1	1	1-0
Tyasha Harris	1	1	1-0
Bianca Cuevas-Moore	0	3	3-0
A'ja Wilson	0	1	1-0

5+ Blocks	2017-18	Career	Record
A'ja Wilson	2	12	11-1

Team Specialty Stats

South Carolina-Opponent

	Pts. in Paint	Pts. Off TOs	2nd Chance Pts	Fast Break Pts
11/10 Ala. St.	56-8	46-9	28-8	27-6
11/13 at MD	38-28	16-9	19-13	16-5
11/16 at Clem.	32-14	21-5	11-1	4-2
11/19 Wofford	50-16	13-13	18-4	26-0
11/24 vs. RU	36-28	13-13	9-11	14-15
11/25 vs. SJU	36-24	13-11	2-8	4-4
11/26 vs. ND	42-58	13-20	13-19	10-8
11/30 WCU	66-18	33-2	18-4	20-12
12/3 Duke				
12/5 CofC				
12/17 Sav.St.				
12/21 at TU				
12/31 TAM				
1/4 at Miss.				
1/7 at Mizz.				
1/11 Aub.				
1/14 Tenn.				
1/18 at Vandy				
1/21 at Ky.				
1/25 Ark.				
1/28 Mizz.				
2/1 UConn				
2/5 at MSU				
2/8 at Ala.				
2/11 Fla.				
2/15 at Ga.				
2/18 Ky.				
2/22 LSU				
2/25 at Tenn.				
Season Avg.	44.5-24.2	21.0-10.2	14.8-8.5	15.1-6.5

Starters vs. Bench Points

	SC Starters	Opp. Starters	SC Bench	Opp. Bench
11/10 Ala. St.	63	15	36	16
11/13 at MD	85	67	9	19
11/16 at Clem.	47	14	19	22
11/19 Wofford	64	54	30	6
11/24 vs. RU	73	31	5	37
11/25 vs. SJU	60	46	16	12
11/26 vs. ND	75	73	10	19
11/30 WCU	74	21	27	22
12/3 Duke				
12/5 CofC				
12/17 Sav.St.				
12/21 at TU				
12/31 TAM				
1/4 at Miss.				
1/7 at Mizz.				
1/11 Aub.				
1/14 Tenn.				
1/18 at Vandy				
1/21 at Ky.				
1/25 Ark.				
1/28 Mizz.				
2/1 UConn				
2/5 at MSU				
2/8 at Ala.				
2/11 Fla.				
2/15 at Ga.				
2/18 Ky.				
2/22 LSU				
2/25 at Tenn.				
Season Avg.	67.6	40.1	19.0	19.1

2017-18 Scoring Differentials

Largest lead in a win by 68 (97-29), 4th-3:10, vs. Alabama State, 11/10
 Largest deficit overcome to win by 6 (3-9), 1st-5:36, vs. Rutgers, 11/24
 Largest lead given up in a loss by 12 (30-18), 2nd-8:53, vs. Notre Dame, 11/26
 Largest deficit in a loss by 19 (61-80), 4th-6:34, vs. Notre Dame, 11/26

she accomplished the feat, handing out 10 assists and scoring 10 points against Western Carolina (Nov. 30). Harris is the first Gamecock to post a double-double with assists since Samone Kennedy posted 10 points and 10 assists at Florida on Feb. 24, 2008. She became the first Gamecock to hand out 10 or more assists since Tina Roy hit that mark on Dec. 14, 2014.

Harris has also stepped up her game defensively, ranking leading the SEC with 2.9 steals per game. She has swiped four or more in three of the last four games, including her career-high six against Western Carolina (Nov. 30).

Land of the Three

Senior transfer Lindsey Spann brings solid experience and leadership to the Gamecocks' young roster, but the biggest impact the 1,000-point scorer from Penn State will have will likely be from 3-point range.

Claiming eighth place on the Lady Lions' career made 3s list, the 5-foot-6 guard is off to a quick start from long range, leading the SEC in 3-point field goal percentage (.550) and ranking second in the league in made 3s per gam (3.1). Those numbers rank 11th and 40th in the nation, respectively.

The Gamecocks have also benefitted from her unselfishness as Spann is willing to move the ball to find the best shot for the offense, not necessarily herself. She is also not glued to the 3-point line, shooting 55.0 percent overall, which ranks seventh in the SEC. She is second on the team at 13.6 points per game (18th in the SEC) and has scored in double figures in six of the seven games she has played this season.

Into the Light

Junior guard Doniyah Cliney is one of the best

examples of Dawn Staley's message to "trust the process." The 6-foot Newark, N.J., product redshirted her first season on campus, only allowed to practice with the team in the second semester. The next season (2015-16), a preseason hand injury kept her off the court until SEC play began. Still, Cliney worked and absorbed everything she could about Staley's offense and defense.

In 2016-17, she was finally able to participate in the full preseason, and her game was growing. The Gamecocks already had two stars at her position, but Cliney did not let that affect her competitive fire. She figured out what the team needed beyond just points, and she committed to excelling at those things. In any given game, she would provide timely points, rebounds, steals, assists – whatever the Gamecocks needed to reclaim momentum.

Now a junior, Cliney has stepped into the starting lineup, and the spotlight has only amplified how much more she is prepared to contribute. Staley has marked her as a "stat stuffer" because her versatility and athleticism allow her to impact the game in so many ways. Any single number may not jump off the box score, but she will contribute to nearly all of them.

So far this season, Cliney averages 8.8 points, 4.0 rebounds, 2.6 assists and 1.6 steals. She has three double-figure scoring games and four games of three or more assists.

Just Jennings

Junior transfer Alexis Jennings has strengthened the Gamecocks' frontcourt, providing a steady, physical presence in the lane. After averaging 8.9 points and 5.4 rebounds in her two seasons at Kentucky, the powerful post has elevated her play this season.

Jennings is third in the SEC in field goal percentage

AP Top 25

(Nov. 27)

1. Connecticut	5-0
2. Texas	5-0
3. Notre Dame	6-0
4. Louisville	6-0
5. South Carolina	6-1
6. Mississippi State	6-0
7. UCLA	5-1
8. Ohio State	7-1
9. Baylor	5-1
10. Oregon	5-1
11. West Virginia	6-0
12. Tennessee	6-0
13. Florida State	6-0
14. Duke	5-1
15. Maryland	5-2
16. Stanford	4-3
17. South Florida	6-1
18. Texas A&M	4-1
19. Missouri	5-1
20. Kentucky	6-0
21. Oregon State	3-2
22. Michigan	4-1
23. Marquette	2-2
24. California	3-2
25. Villanova	4-0

USA Today Coaches Top 25

(Nov. 28)

1. Connecticut	5-0
2. Notre Dame	6-0
3. Mississippi State	6-0
4. Texas	5-0
5. Louisville	6-0
6. South Carolina	6-1
7. UCLA	5-1
8. Ohio State	7-1
9. Baylor	5-1
10. Oregon	5-1
11. Florida State	6-0
12. West Virginia	6-0
13. Tennessee	6-0
14. Stanford	4-3
15. Maryland	5-2
16. Duke	5-1
17. South Florida	6-1
18. Missouri	5-1
19. Oregon State	3-2
20. Michigan	4-1
21. Texas A&M	4-1
22. Kentucky	6-0
23. Marquette	2-2
24. Villanova	4-0
25. Syracuse	6-0

2017-18 Awards

Bianca Cuevas-Moore

Nancy Lieberman Award Watch List

Tyasha Harris

All-SEC Second Team (Coaches)

Alexis Jennings

Gulf Coast Showcase All-Tournament Team

A'ja Wilson

Rated No. 1 player in the nation by espnW

SEC Player of the Week (11/14)

SEC Player of the Week (11/28)

Gulf Coast Showcase All-Tournament Team

Lisa Leslie Award Watch List

Wade Watch List

Citizen Naismith Trophy Preseason Watch List

Wooden Award Preseason Top 30

Preseason National Player of the Year (espnW)

Preseason All-America First Team (AP, SI, espnW)

Preseason SEC Player of the Year (Media, Coaches)

Preseason All-SEC First Team (Media, Coaches)

Gamecocks Coming Soon!

Head coach Dawn Staley signed two espnW top-50 recruits in the early signing period.

Destanni Henderson

Lehigh Acres, Fla./Fort Myers HS • Guard • 5-8

Top ranked point guard in 2018 class ... No. 9 overall recruit ... Two-time *News-Press* Fort Myers Player of the Year (2016, 2017) ... Two-time FABC All-State selection ... Helped team to back-to-back state championships ... Florida Dairy Farmers Miss Basketball (2017) ... Averaged 17.7 points, 4.4 assists and 4.0 steals as a junior ... 2016 FIBA U17 World Cup bronze medal.

Victoria Stevens

Rome, Ga./Model HS • Forward • 6-1

Ranked No. 50 in 2018 class ... Eighth-ranked forward in the class ... Three-time *Atlanta Journal-Constitution* First-Team AA All-State selection ... GACA Class 2A-North Player of the Year ... Averaged 25.0 points, 13.5 rebounds and 4.5 blocks as a junior.

Gamecocks in 2017-18 National Polls

Poll	Pre	11/13	11/20	11/27	12/4	12/11	12/18	12/25	1/1	1/8	1/15	1/22	1/29	2/5	2/12	2/19	2/26	3/5	3/12	Final
Associated Press	4	4	3	5																
Coaches	2		2	6																

(.655) and 20th in rebounding (6.6 rpg). Both her scoring and rebounding were on display early against the historically strong rebounding Maryland team as she picked up her first double-double in a Gamecock uniform with 12 points and a team-high 13 boards. She has four other double-figure scoring games this season, including a 25-point outing against St. John's (Nov. 25).

Steady Start

The daughter of two NCAA Div. I basketball coaches, freshman guard Bianca Jackson has shown all the poise and development attributed to such progeny. With that approach, the first-year guard has earned 23.5 minutes per game on the court early in her college career and assumed the starting position open with the injury to Lindsey Spann.

Jackson got her head coach's attention because of her ability to deliver solid play and contribute what the team needs when it is needed. She opened her career against her mother's team, Alabama State, with eight points, six rebounds, three assists and two blocks. Jackson was steady in a hostile environment at #15/13 Maryland (Nov. 13) and handed out seven assists in the rivalry

game at Clemson (Nov. 16). In her first career start, she was equally balanced with seven points, four rebounds and three assists against just one turnover.

The Montgomery, Ala., native is averaging 5.4 points and 2.5 assists through eight games this season.

This is 30

With a career-high 34 points against No. 6/6 Notre Dame (Nov. 26) following a 32-point outing at No. 15/13 Maryland (Nov. 13), A'ja Wilson became the first Gamecock to record three 30-point games against nationally ranked opponents. The most recent outing against the Fighting Irish broke her tie with Shannon Johnson, who is the only other Gamecock to record more than one such game against ranked opponents.

With just 10 such games in program history, Wilson and Kaela Davis each recorded one last season, the first new additions to the list since Feb. 15, 2006. Those two games along with Wilson's first entry this season are the only road games on the list. Davis' 37-point showing at No. 7/6 Ohio State is the highest-scoring game against a ranked opponent in program history.

Here's a list of the Gamecocks' individual 30-point

games against a ranked opponent:

Pts.	Player	Opp.	Date
37	K. Davis	at #7/6 Ohio St.	11/14/16
35	S. Johnson	#5 Tennessee	2/15/96
34	A. Wilson	vs. #6/6 Notre Dame	11/26/17
34	B. Hunt	#18 Southern Miss	1/29/90
32	A. Wilson	at #15 Maryland	11/13/17
32	S. Johnson	#2 Tennessee	2/8/94
32	Ma. Williams	#22 Florida St.	2/4/91
32	K. Anderson	vs. #14 Memphis	3/4/78
31	A. Wilson	at #14/15 Texas	12/1/16
30	B. Southers	#19 Clemson	12/3/83

Great Gamecock Fans

With over 10,000 season-ticket holders for the third-straight season, South Carolina continues to lead the nation in average attendance at 13,723 and is the only program drawing at least 10,000 fans per game.

The Gamecocks have posted the highest average attendance in the nation at the end of the last three seasons, averaging at least 12,000 fans in each of those seasons, during which they boast two sellouts of 18,000-seat Colonial Life Arena.

2017-18 Roster

No.	Name	Pos.	Ht.	Yr.	Hometown/Last School
0	Victoria Patrick	G	5-8	So.	Orlando, Fla./Edgewater
1	Bianca Cuevas-Moore	G	5-6	Sr.	Bronx, N.Y./Nazareth Regional
2	Te'a Cooper#	G	5-8	R-So.	Powder Springs, Ga./Tennessee
4	Doniyah Cliney	G	6-0	Jr.	Newark, N.J./Malcolm X Shabazz
10	Bianca Jackson	G	5-10	Fr.	Montgomery, Ala./Brewbaker Tech Magnet
11	Lindsey Spann	G	5-6	Sr.	Laurel, Md./Penn State
21	Mikiah Herbert Harrigan	F	6-2	So.	Pembroke Pines, Fla./Flanagan
22	A'ja Wilson	F	6-5	Sr.	Hopkins, S.C./Heathwood Hall
23	LaDazhia Williams	F	6-2	Fr.	Bradenton, Fla./Lakewood Ranch
24	LeLe Grissett	F	6-0	Fr.	Durham, N.C./Hillside
35	Alexis Jennings	F	6-2	R-Jr.	Madison, Ala./Kentucky
52	Tyasha Harris	G	5-10	So.	Noblesville, Ind./Heritage Christian

indicates will sit out 2017-18 due to NCAA transfer rules

Head Coach: Dawn Staley

Assoc. Head Coach: Lisa Boyer; **Assistant Coaches:** Fred Chmiel, Jolette Law



Around the SEC

(through games of 11/28)

	SEC Games			Overall		
	W	L	Pct.	W	L	Pct.
Georgia	0	0	.000	7	0	1.000
Mississippi State	0	0	.000	7	0	1.000
Tennessee	0	0	.000	7	0	1.000
South Carolina	0	0	.000	7	1	.875
Kentucky	0	0	.000	6	1	.857
Ole Miss	0	0	.000	6	1	.857
Missouri	0	0	.000	6	1	.857
Texas A&M	0	0	.000	6	1	.857
Arkansas	0	0	.000	5	2	.714
Alabama	0	0	.000	4	3	.571
Auburn	0	0	.000	4	3	.571
Florida	0	0	.000	4	3	.571
LSU	0	0	.000	4	3	.571
Vanderbilt	0	0	.000	2	6	.250

The Staley Era

In her 10th season at South Carolina, head coach Dawn Staley has guided the program to unprecedented success, leading the program to its first No. 1 ranking in both the AP and USA Today/Coaches Poll and first NCAA championship. She also delivered the first SEC regular-season and tournament championships.

The Staley Era (2008-09 through present)

Wins	
30-Win Seasons	3
25-Win Seasons	6
20-Win Seasons	6
Winning Seasons	8

National Rankings

Weeks in the AP Top 25	101
Weeks in the AP Top 10	74
Weeks in the AP Top 3	42
Weeks at AP No. 1	12

Postseason

NCAA Tournament Appearances	6
NCAA Sweet 16s	5
NCAA Final Fours	2
National Championships	1

In the SEC

Regular-Season Championships	4
Regular-Season Top 5 Finishes	7
Tournament Championships	3
Double-Digit Wins	6

Pre-Staley in the SEC (1991-92 through 2007-08)

Wins	
30-Win Seasons	0
25-Win Seasons	1
20-Win Seasons	2
Winning Seasons	7

National Rankings

Weeks in the AP Top 25	32
Weeks in the AP Top 10	6
Weeks in the AP Top 3	0
Weeks at AP No. 1	0

Postseason

NCAA Tournament Appearances	2
NCAA Sweet 16s	1
NCAA Final Fours	0
National Championships	0

In the SEC

Regular-Season Championships	0
Regular-Season Top 5 Finishes	2
Tournament Championships	0
Double-Digit Wins	1

Pre-Staley All-Time (1974-75 through 2007-08)

Wins	
30-Win Seasons	1
25-Win Seasons	3
20-Win Seasons	9
Winning Seasons	21

National Rankings

Weeks in the AP Top 25	130
Weeks in the AP Top 10	31
Weeks in the AP Top 3	6
Weeks at AP No. 1	0

Postseason

NCAA Tournament Appearances	8
NCAA Sweet 16s	3
NCAA Final Fours	0
National Championships	0

In Conference (SEC and Metro 1983-84 thru 1990-91)

Regular-Season Championships	5
Regular-Season Top 5 Finishes	10
Tournament Championships	3
Double-Digit Wins	5

South Carolina's Record When...

	vs. Ranked	SEC	All
Record.....	1-1		7-1
Playing a ranked opponent.....	1-1		1-1
Playing at home			3-0
Playing on the road	1-0		2-0
Playing at neutral site	0-1		2-1
Leading at half	1-0		7-0
Trailing at half	0-1		0-1
Tied at half			0-0
Playing an overtime game			0-0
0 players score in double figures			0-0
1 player scores in double figures			0-0
2 players score in double figures			2-0
3 players score in double figures			1-0
4 players score in double figures	1-1		2-1
5 players score in double figures			1-0
More than 5 players in double figures.....			1-0
Starters out-score opponent's starters	1-1		7-1
Opponent's starters score equal/more			0-0
Bench out-scores opponent's bench			4-0
Opponent's bench scores equal/more.....	1-1		3-1
Shooting 50% or better			5-0
Shooting between 40-49%	1-1		2-1
Shooting between 30-39%			0-0
Shooting less than 30%			0-0
Opponent shoots 50% or better	0-1		0-1
Opponent shoots between 40-49%	1-0		2-0
Opponent shoots between 30-39%			3-0
Opponent shoots less than 30%			2-0
Shooting better than opponent.....	1-0		7-0
Shooting worse than/equal to opponent.....	0-1		0-1
Having more FTs made than opponent.....	0-1		5-1
Having equal/less FTs made than opponent	1-0		2-0
Out-rebounding opponent.....	1-0		7-0
Having equal/less rebounds than opponent.....	0-1		0-1
Having fewer TOs than opponent.....			4-0
Having equal or more TOs than opponent.....	1-1		3-1
Attempting more FT than 3FG.....	1-1		7-1
Attempting equal/less FT than 3FG			0-0
Making 5 or more 3FGs.....	1-1		5-1
Making less than 5 3FGs.....			2-0
Making no 3 FGs.....			0-0
Attempting 15 or more 3FGs.....	1-1		4-1
Attempting less than 15 3FGs			3-0
No South Carolina players foul out.....			6-0
One or more SC players foul out.....	1-1		1-1
No opposing players foul out.....	0-1		3-1
One or more opposing players foul out	1-0		4-0

	vs. Ranked	SEC	All
Assist at least half of field goals made.....	1-1		5-1
Assist on at least 2/3 of field goals made			1-0
Assist on less than half of field goals made.....			2-0
Scoring more pts. in paint than opponent	1-0		7-0
Scoring equal/less pts. in paint than opp.	0-1		0-1
Scoring more pts. off TOs than opponent	1-0		5-0
Scoring equal/less pts. off TOs than opp.	0-1		2-1
Scoring more 2nd-chance pts.	1-0		5-0
Scoring equal/less 2nd-chance pts.....	0-1		2-1
Scoring more fast break pts.....	1-1		5-1
Scoring equal/less fast break pts.....			2-0
Wearing white uniforms.....	0-1		5-1
Wearing black uniforms	1-0		1-0
Wearing garnet uniforms.....			1-0
Playing in November.....	1-1		7-1
Playing in December.....			0-0
Playing in January.....			0-0
Playing in February.....			0-0
Playing in March.....			0-0
Playing during the day.....			2-0
Playing at night.....	1-1		5-1
Playing on Sunday.....	0-1		1-1
Playing on Monday.....	1-0		1-0
Playing on Tuesday.....			0-0
Playing on Wednesday.....			0-0
Playing on Thursday.....			2-0
Playing on Friday			2-0
Playing on Saturday.....			1-0
Margin is less than 5 pts.			0-0
Margin is between 5-9.....	1-1		1-1
Margin is between 10-19.....			2-0
Margin is between 20-29.....			0-0
Margin is between 30-39.....			2-0
Margin is between 40-49.....			0-0
Margin is 50 pts. or more.....			2-0
Having a 20-pt. scorer.....	1-1		5-1
Having a 30-pt. scorer.....	1-1		2-1
Scoring 49 points or less.....			0-0
Scoring 50-59 points.....			0-0
Scoring 60-69 points.....			1-0
Scoring 70-79 points.....			2-0
Scoring 80-89 points.....	0-1		0-01
Scoring 90-99 points.....	1-0		3-0
Scoring 100 points or more.....			1-0
Opponent scores 49 points or less			3-0
Opponent scores 50-59 points			1-0
Opponent scores 60-69 points			2-0
Opponent scores 70-79 points			0-0
Opponent scores 80-89 points	1-0		1-0
Opponent scores 90-99 points	0-1		0-1
Opponent scores 100 points or more.....			0-0

2017-18 Team High/Low

South Carolina Highs	South Carolina Lows	Category	Opponent Lows	Opponent Highs
101 vs. Western Carolina, 11/30	66 at Clemson, 11/16	Points in Game	31, Alabama State, 11/10	92, vs. Notre Dame, 11/26
56 vs. W. Carolina (1st), 11/30	26 vs. Rutgers (2nd), 11/24	Points in a Half	11, at Clemson (1st), 11/16	51, vs. Notre Dame (2nd), 11/26
56 vs. Alabama State (1st), 11/10				
30 vs. Notre Dame (4th), 11/26	6 vs. St. John's (2nd), 11/25	Points in a Quarter	4, at Clemson (2nd), 11/16 4, Alabama State (4th), 11/10	32, at Maryland (4th), 11/13
39 vs. Western Carolina, 11/30	26 vs. St. John's, 11/25 26 vs. Rutgers, 11/24 26 at Clemson, 11/16	Field Goals Made	11, Alabama State, 11/10	37, vs. Notre Dame, 11/26
72 vs. Alabama State, 11/10	48 vs. St. John's, 11/25 48 vs. Rutgers, 11/24	Field Goal Attempts	50, vs. Western Carolina, 11/30	67, vs. Notre Dame, 11/26
.582 (39-67) vs. W. Carolina, 11/30	.413 (26-63) at Clemson, 11/16	FG Percentage	.204 (11-54), Alabama St., 11/10	.552 (37-67), vs. Notre Dame, 11/26
8 at Maryland, 11/13	4 vs. Western Carolina, 11/30 4 vs. Rutgers, 11/24	3-Point FG Made	2, at Clemson, 11/16	7, at Maryland, 11/13
22 at Maryland, 11/13	9 vs. Rutgers, 11/24	3-Point FG Attempts	6, at Clemson, 11/16	20, vs. Western Carolina, 11/30
.500 (6-12) vs. Wofford, 11/19	.250 (4-16) vs. W. Carolina, 11/30	3-Point FG Percentage	.316 (6-19), Wofford, 11/19	.556 (5-9), vs. Notre Dame, 11/26
24 at Maryland, 11/13	7 at Clemson, 11/16	Free Throws Made	5, vs. Western Carolina, 11/30	25, at Maryland, 11/13
33 at Maryland, 11/13	17 at Clemson, 11/16	Free Throw Attempts	13, vs. Western Carolina, 11/30 13, vs. Rutgers, 11/24	29, at Maryland, 11/13
.880 (22-25) vs. Rutgers, 11/24	.412 (7-17) at Clemson, 11/16	FT Percentage	.385 (5-13), vs. W. Carolina, 11/30	.933 (14-15), Wofford, 11/19
49 at Clemson, 11/16	32 vs. Rutgers, 11/24	Rebounds	22, vs. Western Carolina, 11/30	36, at Clemson, 11/16 36, at Maryland, 11/13
20 vs. Wofford, 11/19	14 vs. St. John's, 11/25 14 vs. Rutgers, 11/24	Assists	8, at Clemson, 11/16	19, vs. Notre Dame, 11/26
21 vs. Alabama State, 11/10	2 vs. St. John's, 11/25	Steals	2, Wofford, 11/19 2, at Maryland, 11/13	10, vs. Rutgers, 11/24
10 vs. Alabama State, 11/10	4 vs. Western Carolina, 11/30 4 vs. St. John's, 11/25	Blocked Shots	1, vs. St. John's, 11/25 1, Wofford, 11/19	7, at Clemson, 11/16
18 vs. St. John's, 11/25 18 vs. Rutgers, 11/24	10 vs. Alabama State, 11/10	Turnovers	12, vs. St. John's, 11/25 12, Wofford, 11/19 12, at Maryland, 11/13	29, Alabama State, 11/10
25 vs. St. John's, 11/25	13 Western Carolina, 11/30	Fouls	18, vs. Notre Dame, 11/26 18, at Clemson, 11/16	29, at Maryland, 11/13

2017-18 Individual Superlatives

Category	South Carolina	Opponent
Points in Game	34 by A'ja Wilson vs. Notre Dame, 11/26	31 by Kaila Charles, at Maryland, 11/13
Points in a Half	29 by A'ja Wilson vs. Notre Dame, 11/26	27 by Kaila Charles, at Maryland (2nd), 11/13
Points in a Quarter	18 by A'ja Wilson vs. Notre Dame (4th), 11/26	19 by Kaila Charles, at Maryland (4th), 11/13
Field Goals Made	13 by A'ja Wilson Western Carolina, 11/30	9 by Tyler Scaife, vs. Rutgers, 11/24
Field Goal Attempts	20 by A'ja Wilson vs. Notre Dame, 11/26	21 by Tyler Scaife, vs. Rutgers, 11/24
FG Percentage	.833 (5-6) by Alexis Jennings vs. Wofford, 11/19	.714 (5-7) by Jessica Shepard, vs. Notre Dame, 11/26
3-Point FG Made	6 by Lindsey Spann at Clemson, 11/16	4 by Da'Ja Green, Wofford, 11/19 4 by Blair Watson, at Maryland, 11/13
3-Point FG Attempts	11 by Lindsey Spann vs. Notre Dame, 11/26	10 by Blair Watson, at Maryland, 11/13
3-Point FG Percentage	.857 (6-7) by Lindsey Spann at Clemson, 11/16	.600 (3-5) by Akina Wellere, vs. St. John's, 11/25
Free Throws Made	15 by A'ja Wilson vs. Rutgers, 11/24	14 by Kaila Charles, at Maryland, 11/13
Free Throw Attempts	18 by A'ja Wilson at Maryland, 11/13	15 by Kaila Charles, at Maryland, 11/13
FT Percentage	1.000 (7-7) by Tyasha Harris at Maryland, 11/13	1.000 (4-4) by Alisha Kebbe, vs. St. John's, 11/25 1.000 (4-4) by Chloe Wanink, Wofford, 11/19 1.000 (4-4) by Kristen Confroy, at Maryland, 11/13
Rebounds	17 by A'ja Wilson vs. St. John's, 11/25	10 by Jackie Young, vs. Notre Dame, 11/26 10 by Kayla Charles, vs. St. John's, 11/25 10 by Kobi Thornton, at Clemson, 11/16 10 by Kaila Charles, at Maryland, 11/19
Assists	10 by Tyasha Harris vs. Western Carolina, 11/30	10 by Tiana England, vs. St. John's, 11/25
Steals	6 by Tyasha Harris vs. Western Carolina, 11/30	4 by Tekia Mack, vs. Rutgers, 11/24
Blocked Shots	5 by A'ja Wilson vs. Rutgers, 11/24 5 by A'ja Wilson vs. Wofford, 11/19	4 by Brianna Fraser, at Maryland, 11/13
Turnovers	5 by Tyasha Harris vs. Rutgers, 11/24 5 by A'ja Wilson at Maryland, 11/13	7 by Courtney Lee, Alabama State, 11/10

Gamecock Career Highs

Doniyah Cliney

Pts	15 vs. Alabama State, 11/10/17
FG	5 vs. Alabama State, 11/10/17
FGA	10 vs. Western Carolina, 11/30/17
FG %	1.000 (4-4) vs. Notre Dame, 11/26/17
3FG	2 vs. Notre Dame, 11/26/17
3FGA	4 vs. Western Carolina, 11/30/17
3FG %	1.000 (2-2) vs. Notre Dame, 11/26/17
FT	4, 2x, last vs. Alabama State, 11/10/17
FTA	6, 2x, last vs. UCLA, 12/18/16
FT %	1.000 (4-4) vs. Alabama State, 11/10/17
Reb	9 vs. Clemson, 12/15/16
Off Reb	5 vs. Western Carolina, 11/30/17
Blk	2 vs. Arizona State, 3/19/17
Stl	5 vs. Alabama State, 11/10/17
Asst	6, 2x, last at Kentucky, 2/2/17
Min	33, 2x, last vs. Notre Dame, 11/26/17

Bianca Cuevas-Moore

Pts	25 vs. Georgia, 1/12/17
FG	10 vs. Georgia, 1/12/17
FGA	17 vs. Georgia, 1/12/17
FG %	.833 (5-6) at Hampton, 12/17/14
3FG	5 at Auburn, 1/5/17
3FGA	7 at Duke, 12/4/16
3FG %	.833 (5-6) at Auburn, 1/5/17
FT	9 at Ole Miss, 2/1/15
FTA	11 at Ole Miss, 2/1/15
FT %	1.000 (6-6), 2x, last at Missouri, 2/19/17
Reb	6, 2x, last at Georgia, 1/26/17
Off Reb	3 vs. Alabama, 1/29/15
Blk	2, 2x, last vs. UConn, 2/8/16
Stl	6 at Texas A&M, 2/23/17
Asst	7 at Auburn, 1/5/17
Min	36, 2x, last at Texas A&M, 2/23/17

LeLe Grissett

Pts	10 at Clemson, 11/16/17
FG	5 at Clemson, 11/16/17
FGA	8 at Clemson, 11/16/17
FG %	.625 (5-8) at Clemson, 11/16/17
FT	4 vs. Alabama State, 11/10/17
FTA	7 vs. Alabama State, 11/10/17
FT %	.750 (3-4) vs. St. John's, 11/25/17
Reb	8 at Clemson, 11/16/17
Off Reb	5 at Clemson, 11/16/17
Def Reb	3, 2x, last at Clemson, 11/16/17
Stl	4 vs. Alabama State, 11/10/17
Min	16 vs. Alabama State, 11/10/17

Tyasha Harris

Pts	20 at Maryland, 11/13/17
FG	5, 3x, last at Maryland, 11/13/17
FGA	11 at UConn, 2/13/17
FG %	1.000 (3-3) vs. Kentucky, 2/26/17
3FG	3, 3x, last at Maryland, 11/13/17
3FGA	8 at UConn, 2/13/17
3FG %	.750 (3-4) vs. Minnesota, 12/11/16
FT	7 at Maryland, 11/13/17
FTA	8, 2x, last vs. Kentucky, 2/26/17
FT %	1.000 (7-7) at Maryland, 11/13/17
Reb	6 vs. Florida State, 3/27/17
Blk	2 vs. Auburn, 2/9/17
Stl	6 vs. Western Carolina, 11/30/17
Asst	10 vs. Western Carolina, 11/30/17
Min	38 vs. Tennessee, 1/30/17

Mikiah Herbert Harrigan

Pts	18 vs. Alabama State, 11/10/17
FG	7, 2x, last vs. Alabama State, 11/10/17
FGA	11, 2x, last at Texas A&M, 2/23/17
FG %	1.000 (5-5) vs. Vanderbilt, 2/16/17
3FGA	2 vs. Saint Peter's, 11/22/16
FT	6 vs. Western Carolina, 11/30/17
FTA	7 vs. Western Carolina, 11/30/17
FT %	1.000 (5-5) vs. Louisville, 11/27/16
Reb	10 vs. Georgia, 3/3/17
Off Reb	4 vs. Hampton, 11/20/16
Def Reb	7, 2x, last vs. Wofford, 11/19/17
Blk	4 vs. Alabama, 1/1/17
Stl	2, 3x, last vs. Rutgers, 11/24/17
Asst	2, 6x, vs. Rutgers, 11/24/17
Min	26 vs. Quinnipiac, 3/25/17

Bianca Jackson

Pts	8, 2x, last vs. St. John's, 11/25/17
FG	4 vs. Alabama State, 11/10/17
FGA	10 vs. Alabama State, 11/10/17
FG %	.600 (3-5) vs. Western Carolina, 11/30/17
3FG	2 vs. St. John's, 11/25/17
3FGA	3, 4x, last vs. Western Carolina, 11/30/17
3FG %	.667 (2-3) vs. St. John's, 11/25/17
FT	2, 2x, last vs. St. John's, 11/25/17
FTA	2, 3x, last vs. St. John's, 11/25/17
FT %	1.000 (2-2), 2x, last vs. St. John's, 11/25/17
Reb	6 vs. Alabama State, 11/10/17
Off Reb	2 vs. Alabama State, 11/10/17
Blk	2 vs. Alabama State, 11/10/17
Stl	2, 3x, last vs. Rutgers, 11/24/17
Asst	7 at Clemson, 11/16/17
Min	30 vs. Wofford, 11/19/17

Alexis Jennings

Pts	28 vs. Morehead State, 11/18/15*
Pts (SC)	25 vs. St. John's, 11/25/17
FG	12 vs. Morehead State, 11/18/15*
FG (SC)	10 vs. St. John's, 11/25/17
FGA	15 vs. St. John's, 11/25/17
FG %	.833 (5-6) vs. Wofford, 11/19/17
FT	8 vs. Tennessee State, 12/28/14*
FT (SC)	5, 2x, last vs. Western Carolina, 11/30/17
FTA	12 vs. Tennessee State, 12/28/14*
FTA (SC)	6, 2x, last vs. Western Carolina, 11/30/17
FT %	.833 (5-6), 2x, last vs. Western Carolina, 11/30/17
Reb	16 vs. Texas A&M, 2/28/16*
Reb (SC)	13 at Maryland, 11/13/17
Off Reb	7 vs. LSU, 1/18/15*
Off Reb (SC)	5 vs. Alabama State, 11/10/17
Def Reb	12 vs. Texas A&M, 2/28/16*
Def Reb (SC)	9 at Maryland, 11/13/17
Blk	6 vs. Oklahoma, 3/21/16*
Blk (SC)	2, 2x, last vs. Wofford, 11/19/17
Stl	3, 2x, last vs. Alabama State, 11/10/17 (includes 1 game while at Kentucky)
Asst	2 vs. Georgia, 1/10/16*
Min	33, 2x, last vs. Oklahoma, 3/21/16*
Min (SC)	31 vs. St. John's, 11/25/17

*indicates career high set at Kentucky

Victoria Patrick

Pts	4, 2x, last at Savannah State, 12/21/16
FGA	6 vs. UNC Asheville, 3/17/17
3FGA	5 vs. UNC Asheville, 3/17/17
FTA	3 at Savannah State, 12/21/16
Reb	2, 5x, last at Clemson, 11/16/17
Stl	2 vs. Saint Peter's, 11/22/16
Asst	2 at Savannah State, 12/21/16
Min	21, 2x, last vs. Western Carolina, 11/30/17

Lindsey Spann

Pts	31 vs. Saint Peter's, 11/13/16^
Pts (SC)	20 at Clemson, 11/16/17
FG	13 vs. Saint Peter's, 11/13/16^
FG (SC)	7 at Clemson, 11/16/17
FGA (SC)	14 vs. Notre Dame, 11/26/17
FG %	.778 (7-9) at Clemson, 11/16/17
3FG	7 at Minnesota, 1/3/16^
3FG (SC)	6 at Clemson, 11/16/17
3FGA (SC)	11 vs. Notre Dame, 11/26/17
3FG %	.857 (6-7) at Clemson, 11/16/17
FT	8 vs. Sacred Heart, 12/20/15^
FT (SC)	2 at Maryland, 11/13/17
FTA (SC)	2, 3x, last vs. Notre Dame, 11/26/17
FT %	1.000 (2-2) at Maryland, 11/13/17
Reb	9, 2x, last vs. Marshall, 12/3/16^
Reb (SC)	5 at Maryland, 11/13/17
Asst	8, 2x, last vs. Wofford, 11/19/17 (includes 1 game while at Penn State)
Min	45 vs. Purdue, 1/30/16^
Min (SC)	39 vs. Notre Dame, 11/26/17

^indicates career high set at Penn State

LaDazia Williams

Pts	11 vs. Western Carolina, 11/30/17
FG	4 vs. Western Carolina, 11/30/17
FGA	5, 2x, last vs. Western Carolina, 11/30/17
FG %	.800 (4-5) vs. Western Carolina, 11/30/17
3FG	2 vs. Western Carolina, 11/30/17
3FGA	2 vs. Western Carolina, 11/30/17
3FG %	1.000 (202) vs. Western Carolina, 11/30/17
FTA	4 vs. Alabama State, 11/10/17
Reb	8 vs. Western Carolina, 11/30/17
Off Reb	2 vs. Western Carolina, 11/30/17
Def Reb	6 vs. Western Carolina, 11/30/17
Blk	2 vs. Alabama State, 11/10/17
Min	19 vs. Western Carolina, 11/30/17

A'ja Wilson

Pts	34 vs. Notre Dame, 11/26/17
FG	13 vs. Western Carolina, 11/30/17
FGA	20 vs. Notre Dame, 11/26/17
FG %	.875 (7-8) vs. Maine, 11/21/16
FT	15 vs. Rutgers, 11/24/17
FTA	18 at Maryland, 11/13/17
FT %	1.000 (14-14) vs. Hampton, 11/20/16
Reb	19, 2x, last vs. Stanford, 3/31/17
Off Reb	8, 2x, last at Maryland, 11/13/17
Def Reb	16 vs. St. John's, 11/25/17
Blk	8, 2x, last vs. Texas A&M, 1/17/16
Stl	5 vs. Vanderbilt, 2/16/17
Asst	5, 2x, last vs. Notre Dame, 11/26/17
Min	39, 2x, last vs. Notre Dame, 11/26/17

The Last Time...

Individual

Scored 50 Points

South Carolina 51, Jocelyn Penn vs. Stetson, 1/4/03
Opponent Never

Scored 40 Points

South Carolina 51, Jocelyn Penn vs. Stetson, 1/4/03
Opponent 46, Cornelia Gayden, LSU, 1/14/95

Scored 30 Points

South Carolina 34, A'ja Wilson vs. Notre Dame, 11/26/17
Opponent 31, Kaila Charles, at Maryland, 11/13/17

Grabbed 20 Rebounds

South Carolina 25, Kelsey Bone vs. Boston University, 12/28/09
Opponent 22, Monique Billings, UCLA, 12/18/16

Grabbed 15 Rebounds

South Carolina 17, A'ja Wilson vs. St. John's, 11/25/17
Opponent 22, Monique Billings, UCLA, 12/18/16

Two Players with 20 or More Points

South Carolina A'ja Wilson 32/Tyasha Harris 20, at Maryland, 11/13/17
Opponent Arike Ogunbowale 23/Jackie Young 22, vs. Notre Dame, 11/26/17

Two Players with 10 or More Rebounds

South Carolina Alexis Jennings 13/A'ja Wilson 12 at Maryland, 11/13/17
Opponent Erica McCall 14/Alanna Smith 12 vs. Stanford, 3/31/17

Had 10 Assists

South Carolina 10, Tyasha Harris vs. Western Carolina, 11/30/17
Opponent 10, Curtyce Knox, at Texas A&M, 2/23/17

Had Five Steals

South Carolina 6, Tyasha Harris vs. Western Carolina, 11/30/17
Opponent 5, Leaonna Odom, at Duke, 12/4/16

Had Five Blocked Shots

South Carolina 5, A'ja Wilson vs. Rutgers, 11/24/17
Opponent 6, Kelsey Lang, at Texas, 12/1/16

Had a Double-Double

South Carolina Tyasha Harris (10 pts/10 assts) vs. Western Carolina, 11/30/17
Opponent Jackie Young (22 pts/10 rebs), vs. Notre Dame, 11/26/17

Two Players had a Double-Double

South Carolina A'ja Wilson (32 pts/12 rebs) / Alexis Jennings (12 pts/13 rebs) at Maryland, 11/13/17
Opponent Erica McCall (14 pts/14 rebs)/Alanna Smith (14 pts/2 rebs) vs. Stanford, 3/31/17

Three Players had a Double-Double

South Carolina Ashley Bruner (16 pts/12 rebs)/Aleighsa Welch (16 pts/ 11 rebs)/Elem Ibiama (12 pts/10 rebs) vs. Kansas, 3/25/13
Opponent Merlakia Jones (26 pts/10 rebs)/Takilya Davis (19 pts/13 rebs)/DeLisha Milton (14 pts/15 rebs), at Florida, 2/20/94

Had a Triple-Double

South Carolina Alaina Coates (29 pts/16 rebs/10 blks) vs. Winthrop, 12/13/15
Opponent Never

Team

Scored 100 Points

South Carolina 101 vs. Western Carolina, 11/30/17
Opponent 103, Clemson, 11/21/03

Won by 30 or More Points

South Carolina 101-43 (58) vs. Western Carolina, 11/30/17
Opponent 66-34 (32), Georgia, 3/4/11

Shot 65% or Better from the Field

South Carolina .652 (45-69) vs. East Tennessee State, 12/19/00
Opponent Never

Shot 60% or Better from the Field

South Carolina .610 (36-59) vs. Quinnipiac, 3/25/17
Opponent .604 (29-48), Vanderbilt, 1/18/01

Shot 50% or Better from the Field

South Carolina .582 (39-67) vs. Western Carolina, 11/30/17
Opponent .552 (37-67), vs. Notre Dame, 11/26/17

No Players in Double-Figure Points

South Carolina at Auburn, 1/19/12
Opponent vs. Western Carolina, 11/30/17

Five Players in Double-Figure Points

South Carolina vs. Western Carolina, 11/30/17
Opponent Arkansas, 2/14/10

More Than Five Players in Double-Figure Points

South Carolina 6 vs. Wofford, 11/19/17
Opponent 6 at Georgia, 2/13/03

Faced AP Top-25 Opponent

Win 94-86 at No. 15 Maryland, 11/13/17
Loss 89-77 vs. No. 20 Kentucky, 3/4/17

Faced AP Top-10 Opponent

Win 67-55 vs. No. 7 Mississippi State, 4/2/17
Loss 85-92 vs. No. 6 Notre Dame, 11/26/17

Faced AP Top-5 Opponent

Win 64-61 vs. No. 4 Mississippi State, 1/23/17
Loss 65-66 vs. No. 2 Notre Dame, 4/5/15

Faced AP No. 1 Team

Win Never
Loss 55-66 at No. 1 UConn, 2/13/17

Overtime Game

Win 58-55 vs. Drexel, 11/28/12
Loss 65-57 at Texas A&M, 1/16/14

Double-Overtime Game

Win 92-91 at Florida State, 2/4/91
Loss 92-94 at Clemson, 11/19/09

South Carolina Was Ranked (AP Poll)

No. 1 2/9/15
Top 5 No. 5, 11/27/17
Top 10 No. 7, 2/20/17
Top 25 No. 13, 12/30/13

South Carolina Single-Quarter Records

Italics indicates set in 2017-18

TEAM

Scoring

Most	Points
1. vs. Saint Peter's, 11/22/16, 1st qtr.	37
2. vs. Arkansas, 1/3/16, 2nd qtr.	35
3. vs. Minnesota, 12/11/16, 2nd qtr.	33
4. vs. Hampton, 11/20/16, 2nd qtr.	32
5. vs. Quinnipiac, 3/25/17, 3rd qtr.	31

Fewest	Points
1. vs. <i>St. John's</i> , 11/25/17, 2nd qtr.	6
vs. Stanford, 3/31/17, 2nd qtr.	6
vs. UCLA, 12/18/16, 1st qtr.	6
4. at <i>Clemson</i> , 11/16/17, 4th qtr.	7
at Mississippi State, 1/24/16, 1st qtr.	7

Fewest Allowed	Points
1. at <i>Clemson</i> , 11/16/17, 1st qtr.	4
vs. <i>Alabama State</i> , 11/10/17, 4th qtr.	4
vs. Mississippi State, 3/5/17, 4th qtr.	4
vs. Saint Peter's, 11/22/16, 4th qtr.	4
vs. Hampton, 11/20/16, 4th qtr.	4
vs. Georgia, 2/18/16, 2nd qtr.	4

Most Allowed	Points
1. at <i>Maryland</i> , 11/13/17, 4th qtr.	32
vs. Kentucky, 2/26/17, 4th qtr.	32
3. vs. Syracuse, 3/25/16, 4th qtr.	30
4. vs. <i>Notre Dame</i> , 11/26/17, 4th qtr.	26
vs. Ohio State, 11/13/15, 1st qtr.	26

Margin of Difference

Lead	Score	Margin
1. vs. Arkansas, 1/3/16, 2nd qtr.	35-9	+26
2. vs. Saint Peter's, 11/22/16, 1st qtr.	37-12	+25
3. at Auburn, 1/5/17, 1st qtr.	29-6	+23
4. vs. <i>Alabama St.</i> , 11/10/17, 2nd qtr.	27-5	+22
vs. Arkansas, 1/3/16, 3rd qtr.	29-7	+22

Deficit	Score	Margin
1. vs. Syracuse, 3/25/16, 4th qtr.	16-30	-14
2. vs. <i>Notre Dame</i> , 11/26/17, 2nd qtr.	10-23	-13
3. at <i>Maryland</i> , 11/13/17, 4th qtr.	21-32	-11
vs. Stanford, 3/31/17, 2nd qtr.	17-6	-11
vs. UConn, 2/8/16, 3rd qtr.	8-19	-11
at Texas A&M, 1/31/16, 2nd qtr.	8-19	-11

Field Goals

Made	FGM
1. vs. Saint Peter's, 11/22/16, 1st qtr.	15
2. vs. <i>Notre Dame</i> , 11/26/17, 4th qtr.	14
vs. Arkansas, 1/3/16, 2nd qtr.	14
4. vs. Quinnipiac, 3/25/17, 3rd qtr.	13
vs. Kentucky, 3/4/17, 1st qtr.	13

Attempts	FGA
1. at Auburn, 1/5/17, 1st qtr.	22
2. vs. <i>Notre Dame</i> , 11/26/17, 4th qtr.	21
vs. <i>Alabama St.</i> , 11/10/17, 2nd qtr.	21
vs. Vanderbilt, 2/16/17, 1st qtr.	21
vs. Tennessee, 1/30/17, 1st	21
vs. Minnesota, 12/11/16, 1st qtr.	21
vs. Saint Peter's, 11/22/16, 1st qtr.	21
vs. Kentucky, 3/5/16, 1st qtr.	21
vs. Ole Miss, 1/28/16, 1st qtr.	21
vs. Ohio State, 11/13/15, 4th qtr.	21

Highest Percentage	FGM-A	Pct
1. vs. Kentucky, 3/5/16, 4th qtr.	11-13	.846
2. vs. Quinnipiac, 3/25/17, 3rd qtr.	13-16	.813
3. vs. Hampton, 12/16/15, 3rd qtr.	8-10	.800
4. vs. LSU, 2/28/16, 2nd qtr.	7-9	.778
5. at Clemson, 11/18/15, 3rd qtr.	9-12	.750

Lowest Percentage	FGM-A	Pct
1. vs. Georgia, 1/12/17, 2nd qtr.	1-12	.083
2. vs. UCLA, 12/18/16, 1st qtr.	2-15	.133
3. vs. Stanford, 3/31/17, 2nd qtr.	2-14	.143
4. vs. UConn, 2/8/16, 3rd qtr.	3-17	.176
5. vs. Georgia, 2/18/16, 1st qtr.	2-11	.182
at Mississippi State, 1/24/16, 1st qtr.	2-11	.182

Lowest Percentage Allowed	FGM-A	Pct
1. vs. <i>St. John's</i> , 11/25/17, 1st qtr.	1-17	.059
2. vs. Vanderbilt, 2/16/17, 4th qtr.	1-16	.063
3. vs. UNC Asheville, 3/17/17, 3rd qtr.	1-15	.067
4. vs. <i>Alabama St.</i> , 11/10/17, 4th qtr.	1-14	.071
at Florida, 1/8/17, 2nd qtr.	1-14	.071

Highest Percentage Allowed	FGM-A	Pct
1. at LSU, 1/15/17, 2nd qtr.	9-12	.750
2. vs. Quinnipiac, 3/25/17, 2nd qtr.	8-11	.727
3. vs. <i>Notre Dame</i> , 11/26/17, 4th qtr.	9-13	.692
vs. Tennessee, 1/30/17, 4th qtr.	9-13	.692
vs. Mississippi St., 1/23/17, 2nd qtr.	9-13	.692

Rebounding

Total	Rebs
1. at Ohio state, 11/14/16, 1st qtr.	20
2. vs. <i>Western Carolina</i> , 11/30/17, 2nd qtr.	18
vs. Clemson, 12/15/16, 2nd qtr.	18
vs. Kansas State, 3/20/16, 3rd qtr.	18
at Alabama, 2/22/16, 4th qtr.	18

Margin	Rebs	Margin
1. at Alabama, 2/22/16, 4th qtr.	18-3	+15
2. vs. Clemson, 12/15/16, 2nd qtr.	18-4	+14
3. vs. Saint Peter's, 11/22/16, 1st qtr.	16-3	+13
vs. Hampton, 12/16/15, 4th qtr.	15-2	+13
5. vs. <i>W. Carolina</i> , 11/30/17, 2nd qtr.	18-6	+12

INDIVIDUAL

Scoring

Most	Points
1. Kaela Davis at Auburn, 1/5/17, 1st qtr.	19
2. <i>A'ja Wilson vs. Notre Dame</i> , 11/26/17, 4th qtr.	18
3. Kaela Davis vs. Quinnipiac, 3/25/17, 3rd qtr.	15
Tina Roy vs. Arkansas, 1/3/16, 3rd qtr.	15
5. Kaela Davis vs. Minnesota, 12/11/16, 2nd qtr.	14
Tina Roy vs. Syracuse, 3/25/16, 2nd qtr.	14

Rebounding

Most	Rebs
1. Alaina Coates at Arkansas, 2/5/17, 1st qtr.	9
Alaina Coates at Georgia, 1/26/17, 2nd qtr.	9
3. A'ja Wilson vs. Stanford, 3/31/17, 3rd qtr.	8
A'ja Wilson vs. Mississippi State, 3/5/17, 4th qtr.	8
Alaina Coates vs. Georgia, 1/12/17, 1st qtr.	8
A'ja Wilson at Florida, 1/8/17, 2nd qtr.	8
A'ja Wilson vs. UCLA, 12/18/16, 4th qtr.	8
Alaina Coates vs. Louisville, 11/27/16, 3rd qtr.	8
Alaina Coates vs. Hampton, 11/20/16, 3rd qtr.	8
Alaina Coates vs. Ole Miss, 1/28/16, 2nd qtr.	8

Staley Era Team Records

Italics indicates set in 2017-18

Scoring

Most	Points
1. vs. Savannah State, 12/14/14	111
2. at Alabama, 1/8/15	102
3. vs. <i>Western Carolina, 11/30/17</i>	101
4. vs. Quinnipiac, 3/25/17	100
5. vs. <i>Alabama State, 11/10/17</i>	99
vs. Clemson, 11/20/14	99
vs. Ole Miss, 1/30/14	99
vs. Charleston Southern, 11/9/13	99

Fewest	Points
1. at Stanford, 11/26/10	32
2. vs. Georgia, 3/4/11	34
3. vs. Mississippi State, 3/5/09	39
4. at Georgia, 1/13/13	40
5. at Mississippi State, 2/26/09	41

Fewest Allowed	Points
1. vs. South Carolina State, 12/14/11	21
2. vs. Presbyterian, 11/27/11	24
3. vs. NC Central, 12/1/14	26
vs. SC State, 12/22/13	26
5. vs. NC Central, 12/2/13	27

Most Allowed	Points
1. at Clemson, 11/19/09	94
2. vs. North Carolina, 12/20/09	93
3. vs. <i>Notre Dame, 11/26/17</i>	92
vs. Kentucky, 2/26/17	87
at Connecticut, 2/9/15	87

Margin of Outcome

Victory	Score	Margin
1. vs. Charleston Southern, 11/8/13	99-29	+70
2. vs. <i>Alabama State, 11/10/17</i>	99-31	+68
vs. NC Central, 12/1/14	90-26	+64
4. vs. Savannah State, 12/14/14	111-49	+62
5. vs. <i>Western Carolina, 11/30/17</i>	101-43	+58
vs. Clemson, 11/20/14	99-41	+58

Defeat	Score	Margin
1. at Stanford, 11/26/10	32-70	-38
2. vs. Georgia, 3/4/11	34-66	-32
3. vs. Stanford, 12/19/08	47-78	-31
4. at Penn State, 11/21/10	48-78	-30
5. vs. Connecticut, 12/28/08	48-77	-29

Field Goals

Made	FGM
1. vs. <i>Western Carolina, 11/30/17</i>	39
vs. Charleston Southern, 11/8/13	39
3. vs. Minnesota, 12/11/16	38
vs. Savannah State, 12/14/14	38
vs. Clemson, 11/20/14	38

Attempts	FGA
1. vs. Penn State, 11/20/11	76
2. at Clemson, 11/19/09	74
3. vs. Tennessee, 1/20/11	73
4. vs. <i>Alabama State, 11/10/17</i>	72
vs. Minnesota, 12/11/16	72
vs. Central Michigan, 12/20/14	72
vs. Clemson, 11/20/14	72
vs. Kansas, 3/25/13	72

Highest Percentage (Min. 40 FGA)	FGM-A	Pct
1. vs. Savannah State, 3/20/15	34-53	.642
2. at Alabama, 1/8/15	37-58	.638
3. vs. Kentucky, 2/26/17	34-55	.618
4. vs. Florida State, 3/29/15	30-49	.612
5. vs. Quinnipiac, 3/25/17	36-59	.610

Lowest Percentage (Min. 40 FGA)	FGM-A	Pct
1. at Stanford, 11/26/10	12-55	.218
2. vs. Georgia, 3/4/11	12-52	.231
3. at Florida, 1/20/13	15-64	.234
4. at Kentucky, 2/5/09	13-55	.236
5. at Georgia, 1/2/11	13-54	.241

Lowest %age Allowed (Min. 40 FGA)	FGM-A	Pct
1. vs. South Carolina State, 12/14/11	6-48	.125
2. vs. NC Central, 12/2/13	8-50	.160
3. vs. Charleston Southern, 11/8/13	10-54	.185
4. vs. Arkansas, 3/6/15	11-57	.193
vs. Hampton, 11/22/12	11-57	.193

Highest %age Allowed (Min. 40 FGA)	FGM-A	Pct
1. vs. Connecticut, 12/28/08	35-62	.565
vs. Florida, 1/9/11	26-46	.565
3. vs. Xavier, 11/12/10	34-61	.557
4. at Connecticut, 2/9/15	31-56	.554
5. vs. <i>Notre Dame, 11/26/17</i>	37-67	.552

3-Point Field Goals

Made	3FGM
1. vs. Minnesota, 12/11/16	16
2. at Auburn, 1/5/17	14
3. vs. Kentucky, 3/5/16	12
4. vs. Arkansas, 1/3/16	11
at Alabama, 1/8/15	11

Attempts	3FGA
1. vs. Minnesota, 12/11/16	33
2. vs. Syracuse, 3/25/16	32
3. vs. Penn State, 11/20/11	29
4. at Auburn, 1/5/17	28
vs. College of Charleston, 11/14/13	28
vs. North Carolina, 12/19/10	28

Percentage (Min. 5 3FGA)	3FGM-A	Pct
1. vs. Oregon State, 3/25/14	4-6	.667
vs. Ole Miss, 1/30/14	4-6	.667
vs. Savannah State, 12/28/13	4-6	.667
vs. Western Carolina, 12/29/12	6-9	.667
at Alabama, 1/10/10	8-12	.667
vs. Charlotte, 12/21/08	8-12	.667

Free Throws

Made	FTM
1. vs. Savannah State, 12/14/14	34
vs. Oregon State, 3/25/14	34
3. vs. Missouri, 1/10/16	32
vs. Ole Miss, 1/30/14	32
at Mississippi State, 1/6/12	32

Attempts	FTA
1. at Mississippi State, 1/6/13	50
2. vs. Savannah State, 12/28/13	48
3. vs. Savannah State, 12/14/14	47
4. vs. Missouri, 2/2/14	46
5. vs. Seton Hall, 11/17/13	44
vs. South Carolina State, 12/21/12	44

Percentage (Min. 10 FTA)	FTM-A	Pct
1. vs. Quinnipiac, 3/25/17	18-19	.947
2. at Texas A&M, 2/23/17	15-16	.923
3. vs. Alabama, 1/19/14	10-11	.909
4. at Arkansas, 2/5/17	18-20	.900
5. vs. Auburn, 1/2/09	23-26	.885

Rebounding

Total	Rebs
1. vs. College of Charleston, 11/14/13	62
2. at Florida, 1/20/13	59
3. at Alabama, 2/22/16	58
4. vs. Hampton, 11/22/12	57
5. vs. Savannah State, 12/14/14	56

Margin	Rebs	Margin
1. vs. Savannah State, 12/14/14	56-21	+35
2. vs. Hampton, 12/16/15	52-19	+33
3. at Alabama, 2/7/13	53-24	+29
4. at Alabama, 2/22/16	58-31	+28
vs. Hampton, 12/17/14	48-21	+27

Offensive	Off. Rebs
1. vs. Elon, 11/9/12	29
2. vs. College of Charleston, 11/23/11	27
3. vs. Kansas, 3/25/13	26
at Florida, 1/20/13	26
5. vs. Savannah State, 11/15/12	25
vs. Penn State, 11/20/11	25
at Penn State, 11/21/10	25

Turnovers

Fewest	TOs
1. at Tennessee, 2/2/12	4
2. vs. UNC Asheville, 3/17/17	5
vs. Vanderbilt, 2/16/17	5
vs. CSU Bakersfield, 11/28/15	5
at Clemson, 11/18/15	5
vs. Syracuse, 11/28/14	5
vs. Tennessee, 2/23/15	5
at Missouri, 2/28/13	5
vs. Georgia, 3/2/12	5
vs. Ole Miss, 3/3/11	5

Most	TOs
1. at Wake Forest, 12/3/08	32
2. at Ole Miss, 2/25/16	29
vs. Hampton, 11/22/12	29
vs. Kentucky, 1/15/12	29
4. at Kentucky, 1/13/11	28

Assists

1. vs. Minnesota, 12/11/16	29
2. vs. NC Central, 12/1/14	26
3. vs. Winthrop, 12/13/15	25
vs. UNCG, 11/15/15	25
vs. San Diego State, 11/23/14	25
vs. Clemson, 11/20/14	25
vs. Alabama, 1/19/14	25
vs. Charleston Southern, 11/8/13	25

Steals

1. vs. <i>Alabama State, 11/10/17</i>	21
vs. NC Central, 12/1/14	21
vs. Furman, 12/11/11	21
4. vs. San Diego State, 11/23/14	18
5. vs. Saint Peter's, 11/22/16	17
vs. Charleston Southern, 11/8/13	17

Blocked Shots

1. vs. Winthrop, 12/13/15	16
2. vs. Arkansas, 3/6/15	15
3. at Mississippi State, 2/6/14	14
vs. Kentucky, 1/9/14	14
5. at Kentucky, 3/1/15	12
vs. Charleston Southern, 11/8/13	12



Dawn Staley

Head Coach

10th Season at South Carolina Virginia, 1992

When three-time Olympic gold medalist Dawn Staley took the reins of the University of South Carolina women's basketball program on May 10, 2008, the Gamecocks' stature immediately rose not just in the Southeastern Conference but on the national stage as well. Nine seasons later, Staley delivered on those expectations with the program's first NCAA National Championship in 2017. South Carolina is one of seven programs in the nation to be ranked in every Associated Press Top 25 poll since the start of the 2013-14 season, and the Gamecocks boast six straight 25-win seasons, which include four SEC regular-season championships, three SEC Tournament titles, two NCAA Final Four appearances and three other Sweet 16 seasons, the program's first ever No. 1 national ranking and a school-record 34 wins in 2014-15. Staley's success has united every demographic in the state of South Carolina as the Gamecocks' fan base tripled over a span of three seasons, and three times led the nation in home attendance.

While her coaching career is blossoming, Staley is still recognized for her body of work as one of the most decorated participants in United States women's basketball history. The Naismith Memorial Basketball Hall of Fame solidified her legacy with her enshrinement as part of the Class of 2013. The Phoenix Club of Philadelphia established the Dawn Staley Award recognizing the nation's top guard in women's Division I basketball in 2013 as well. Staley was inducted into the Women's Basketball Hall of Fame as part of the Class of 2012 and was one of the final nominees for induction to the U.S. Olympic Hall of Fame the same year. In the summer of 2011, the WNBA recognized her as one of the league's "Top 15," honoring the most influential players in the league's history.

In her 18th season as a head coach, Staley has amassed a 400-161 (.713) record, including her 228-81 (.738) slate in her 10th season at South Carolina. She has led her teams to eight 25-win seasons, a total of 13 postseason appearances and 69 weeks in the Associated Press top 10, including 12 in the No. 1 spot. Also a force in USA Basketball, she was named the U.S. Women's National Team head coach for 2017-20 after leading three other U.S. teams to gold medals – 2015 FIBA U19 World Cup, 2014 FIBA U18 Americas Cup, 2007 Pan Am Games – and serving as an assistant on the Senior National Team 2006-08 and again 2014-16, during which the U.S. claimed gold in the 2014 FIBA World Cup and the 2008 and 2016 Olympic Games.

At the helm of the Gamecocks over the last nine seasons, Staley has been named National Coach of the Year, a Naismith National Coach of the Year Finalist three times, SEC Coach of the Year three times and BCA Female Coach of the Year. She became the fastest coach to 200 wins in program history, needing just 277 games at South Carolina to do it.

Under Staley's leadership, four Gamecocks have collected eight All-America selections, two have picked up four SEC Player of the Year honors, two have earned SEC Defensive Player of the Year recognition, one has been the SEC 6th Player of the Year and three were named SEC Freshman of the Year. She has coached 10 Gamecocks who earned All-SEC honors 21 times, including 11 first-team selections, and five Gamecocks have been selected in the WNBA Draft, including Alaina Coates who, as the No. 2 pick in 2017, became the highest pick in program history, and three others who earned WNBA All-Rookie Team honors.

On Staley's watch, the Gamecocks are enjoying the most sustained success in program history. After posting back-to-back 25-win seasons in 2011-12 and 2012-13 for the first time in more than 30 years, the 2014-15 team broke the school record with 34 wins. South Carolina won more SEC games than the season before in each of Staley's first seven seasons, culminating in the 2015-16 team recording just the second 16-0 conference record in league history. Staley's 97 SEC wins are more than any other Gamecock coach, accounting for 60.2 percent of the program's total 161 wins over its 26 seasons in the league. She has delivered the only SEC championships in program history, lifting that trophy four times in as many seasons, and she has helped the Gamecocks to six of the program's seven top-four finishes in the SEC. Off the court, Staley's Gamecocks have been active in the community and thriving in the classroom. Every student-athlete who completed her eligibility under Staley at South Carolina has graduated or is on track to graduate, and the team GPA has been over 3.0 for seven of the last eight semesters.

Year-by-Year Coaching Record

Year	School	Record	Conf. Rec.	Conf. Finish	Postseason
2000-01	Temple	19-11	11-5	2nd East	WNIT
2001-02	Temple	20-11	12-4	2nd East	A-10 Tourn. Champ./NCAA 1st Round
2002-03	Temple	14-15	9-7	2nd East	
2003-04	Temple	21-10	14-2	1st East	A-10 Tourn. Champ./NCAA 1st Round
2004-05	Temple	28-4	16-0	1st East*	A-10 Tourn. Champ./NCAA 2nd Round
2005-06	Temple	24-8	12-4	3rd	A-10 Tourn. Champ./NCAA 1st Round
2006-07	Temple	25-8	13-1	2nd	NCAA 2nd Round
2007-08	Temple	21-13	12-2	T-1st	NCAA 1st Round
2008-09	South Carolina	10-18	2-12	11th	
2009-10	South Carolina	14-15	7-9	T-7th	
2010-11	South Carolina	18-15	8-8	T-5th	WNIT 2nd Round
2011-12	South Carolina	25-10	10-6	T-4th	NCAA Sweet 16
2012-13	South Carolina	25-8	11-5	T-4th	NCAA 2nd Round
2013-14	South Carolina	29-5	14-2	1st	NCAA Sweet 16
2014-15	South Carolina	34-3	15-1	T-1st	SEC Tourn. Champ./NCAA Final Four
2015-16	South Carolina	33-2	16-0	1st	SEC Tourn. Champ./NCAA Sweet 16
2016-17	South Carolina	33-4	14-2	1st	SEC Tourn. Champ./NCAA Champ
2017-18	South Carolina	7-1	0-0		
Career	18th season	400-161	196-70		
At SC	10th season	228-81	97-45		

Coaching Highlights

College

- 12 NCAA Tournament Appearances (6 at South Carolina)
- NCAA National Champion (2017)
- 12 20-Win Seasons (6 at South Carolina)
- 5 Regular-Season Conference Titles (SEC 2014, 2015, 2016, 2017; A-10 2008)
- 7 Conference Tournament Titles (SEC 2015, 2016, 2017; A-10 2002, 2004, 2005, 2006)
- 3-time Naismith National Coach of the Year Finalist (2014, 2015, 2016)
- Basketball Times National Coach of the Year (2014)
- 4-time WBCA Region Coach of the Year (Region 3 2014, 2015, 2016; Region 1 2005)
- Five-time Conference Coach of the Year (SEC 2014, 2015, 2016; A-10 2004, 2005)

USA Basketball

- Senior National Team Head Coach (2017-20)
- Senior National Team Asst. Coach (2006-08, 2014-16) – Rio Olympics gold medal (2016), FIBA World Championship gold medal (2014), Beijing Olympics gold medal (2008), FIBA Americas Championship gold medal (2007), FIBA World Championship bronze medal (2006)
- U19 National Team Head Coach – FIBA U19 World Championship gold medal (2015)
- U18 National Team Head Coach – FIBA U18 Americas Championship gold medal (2014)
- Pan Am Games Head Coach – Gold medal (2007)

Playing Highlights

U.S. Professional – 11 seasons

- Five-time WNBA All-Star (2001, 2002, 2003, 2005, 2006)
- Two-time ABL All-Star (1997, 1998)
- WNBA All-Decade Team

USA Basketball

- Olympic gold medalist (1996, 2000, 2004)
- Flag bearer for U.S. in Olympic Games Opening Ceremony (2004)
- Two-time USA Basketball Female Athlete of the Year (1994, 2004)

College – Virginia (1989-92)

- Kodak All-America (1990, 1991, 1992)
- Honda-Broderick Cup Award for Collegiate Female Athlete of the Year (1991)
- Two-time ACC Player of the Year (1991, 1992)
- NCAA Tournament MOP (1991)

Other Notables

- Naismith Memorial Basketball Hall of Fame, Class of 2013
- Order of the Palmetto Recipient (2013)
- Women's Basketball Hall of Fame, Class of 2012



Official Basketball Box Score -- Game Totals -- Final Statistics
Alabama State vs #4/2 South Carolina
 11/10/17 7 p.m. at Columbia, S.C./Colonial Life Arena



Alabama State 31 • 0-1

#	Player	Total		3-Ptr		Rebounds			PF	TP	A	TO	Blk	Stl	Min
		FG-FGA	FT-FTA	FG-FGA	FT-FTA	Off	Def	Tot							
22	Stephens, Kayla	f	1-7	0-0	1-2	1	1	2	5	3	0	2	0	1	19
04	Calhoun, Tatyana	c	0-0	0-0	0-0	0	2	2	5	0	0	0	0	0	4
52	Pye, Kenya	g	1-3	0-1	0-0	0	1	1	0	2	0	2	0	0	17
11	Smith, Shamyiah	g	1-2	0-0	0-0	0	0	0	2	2	8	5	0	1	22
25	Hunt, Amber	g	3-9	2-5	0-2	2	1	3	1	8	0	3	0	0	29
05	Nelson, Aliyah	g	2-4	0-0	0-0	1	2	3	3	4	0	2	0	0	22
10	Lee, Courtney	g	0-4	0-0	2-4	0	0	0	0	2	1	7	1	1	18
12	Milner, Mya	g	0-5	0-1	2-4	0	0	0	5	2	0	1	0	0	11
21	Sapp, Nia	g	1-7	0-1	1-1	0	1	1	0	3	0	3	0	0	12
23	Gipson, Arleatha	g	1-5	1-1	0-2	2	2	4	2	3	0	2	0	0	25
34	Harvey, Victoria	g	1-8	0-0	0-0	6	3	9	4	2	0	1	1	0	21
Team						5	1	6			1				
Totals			11-54	3-9	6-15	17	14	31	27	31	9	29	2	3	200

1st-FG %: 3-14 21.4% 2nd: 2-13 15.4% 3rd: 5-13 38.5% 4th: 1-14 7.1% Game: 11-54 20.4% Deadball Rebounds 7
 3FG %: 1-1 100.0% 1-2 50.0% 1-5 20.0% 0-1 0.0% 3-9 33.3%
 FT %: 2-3 66.7% 0-0 0.0% 2-4 50.0% 2-8 25.0% 6-15 40.0%

#4/2 South Carolina 99 • 1-0

#	Player	Total		3-Ptr		Rebounds			PF	TP	A	TO	Blk	Stl	Min
		FG-FGA	FT-FTA	FG-FGA	FT-FTA	Off	Def	Tot							
22	WILSON, A'ja	f	5-9	0-0	6-6	4	6	10	0	16	2	1	3	0	14
03	JENNINGS, Alexis	f	3-7	0-1	1-1	5	4	9	0	7	1	0	2	3	15
04	CLINEY, Doniyah	g	5-8	1-3	4-4	2	2	4	2	15	2	0	0	5	29
11	SPANN, Lindsey	g	6-9	3-5	1-1	0	0	0	0	16	3	1	0	1	22
52	HARRIS, Tyasha	g	4-7	1-4	0-0	0	0	0	0	9	4	1	0	3	20
00	PATRICK, Victoria	g	1-5	0-3	0-0	0	0	0	2	2	1	0	0	1	21
10	JACKSON, Bianca	g	4-10	0-3	0-0	2	4	6	3	8	3	1	2	2	28
21	HERBERT HARRIGAN,	g	7-10	0-0	4-5	2	4	6	1	18	0	2	1	2	21
23	WILLIAMS, LaDazhia	g	1-5	0-0	0-4	4	1	5	2	2	0	1	2	0	14
24	GRISSETT, LeLe	g	1-2	0-0	4-7	2	3	5	4	6	0	3	0	4	16
Team						2	1	3							
Totals			37-72	5-19	20-28	23	25	48	14	99	16	10	10	21	200

1st-FG %: 9-18 50.0% 2nd: 11-16 68.8% 3rd: 8-17 47.1% 4th: 9-21 42.9% Game: 37-72 51.4% Deadball Rebounds 6
 3FG %: 2-7 28.6% 1-1 100.0% 2-6 33.3% 0-5 0.0% 5-19 26.3%
 FT %: 9-11 81.8% 4-6 66.7% 7-9 77.8% 0-2 0.0% 20-28 71.4%

Officials: Kevin Pethel, Bonnie Pettus, Kimberly Thebo
 Technical fouls: Alabama State-None. #4/2 South Carolina-None.
 Attendance: 13723

Score by periods	1st	2nd	3rd	4th	Total
Alabama State	9	5	13	4	31
#4/2 South Carolina	29	27	25	18	99

Last FG - ALST 4th-02:42, SC 4th-00:51.
 Largest lead - ALST by 1 1st-08:59, SC by 68 4th-03:10.
 ALST led for 00:30. SC led for 39:25. Game was tied for 00:05.

Points In Off 2nd Fast
 Paint T/O Chance Break Bench
 ALST 8 9 8 6 16
 SC 56 46 28 27 36



Official Basketball Box Score -- Game Totals -- Final Statistics
South Carolina vs #15/13 Maryland
 11/13/17 7:00 p.m. at College Park, Md. (XFINITY Center)



South Carolina 94 • 2-0

#	Player	Total		3-Ptr		Rebounds			PF	TP	A	TO	Blk	Stl	Min
		FG-FGA	FT-FTA	FG-FGA	FT-FTA	Off	Def	Tot							
22	WILSON, A'ja	f	10-19	0-0	12-18	8	4	12	2	32	3	5	4	0	36
35	JENNINGS, Alexis	f	5-8	0-1	2-2	4	9	13	1	12	0	0	1	2	27
04	CLINEY, Doniyah	g	2-8	1-5	1-4	1	2	3	3	6	4	2	0	1	32
11	SPANN, Lindsey	g	5-9	3-7	2-2	0	5	5	3	15	2	0	1	1	32
52	HARRIS, Tyasha	g	5-14	3-6	7-7	0	3	3	2	20	9	3	0	3	37
00	PATRICK, Victoria	g	0-0	0-0	0-0	0	0	0	0	0	0	0	0	0	2
10	JACKSON, Bianca	g	2-5	1-3	0-0	0	0	0	1	5	0	1	0	1	16
21	HERBERT HARRIGAN,	g	2-3	0-0	0-0	2	1	3	5	4	0	0	1	0	13
24	GRISSETT, LeLe	g	0-1	0-0	0-0	0	0	0	2	0	1	1	0	0	5
Team						0	2	2							
Totals			31-67	8-22	24-33	15	26	41	19	94	19	12	7	8	200

1st-FG %: 12-19 63.2% 2nd: 6-16 37.5% 3rd: 9-17 52.9% 4th: 4-15 26.7% Game: 31-67 46.3% Deadball Rebounds 6
 3FG %: 3-6 50.0% 2-8 25.0% 2-4 50.0% 1-4 25.0% 8-22 36.4%
 FT %: 2-4 50.0% 8-8 100.0% 2-2 100.0% 12-19 63.2% 8-22 36.4%

#15/13 Maryland 86 • 1-1

#	Player	Total		3-Ptr		Rebounds			PF	TP	A	TO	Blk	Stl	Min
		FG-FGA	FT-FTA	FG-FGA	FT-FTA	Off	Def	Tot							
24	Stephanie Jones	f	3-4	0-0	2-2	0	3	3	5	8	1	2	0	1	23
03	Channise Lewis	g	3-5	1-2	0-0	1	0	1	3	7	2	2	0	0	18
05	Kaila Charles	g	8-16	1-2	14-15	5	5	10	3	31	0	1	0	0	23
12	Kristen Conroy	g	1-4	1-2	4-4	1	1	2	3	7	2	1	0	0	29
22	Blair Watson	g	5-12	4-10	0-0	1	3	4	4	14	2	1	1	0	33
01	Ieshia Small	g	4-9	0-1	0-0	1	7	8	5	8	2	2	0	0	24
21	Sarah Myers	g	1-4	0-1	2-2	0	0	0	1	4	6	0	0	1	23
34	Brianna Fraser	g	2-9	0-0	3-6	2	3	5	5	7	0	3	4	0	27
Team						1	2	3							
Totals			27-63	7-18	25-29	12	24	36	29	86	15	12	5	2	200

1st-FG %: 5-11 45.5% 2nd: 6-14 42.9% 3rd: 7-17 41.2% 4th: 9-21 42.9% Game: 27-63 42.9% Deadball Rebounds 2
 3FG %: 1-3 33.3% 2-4 50.0% 2-5 40.0% 2-6 33.3% 7-18 38.9%
 FT %: 2-4 50.0% 9-10 90.0% 2-2 100.0% 12-13 92.3% 25-29 86.2%

Officials: Tina Napier, Usa Mattingly, Felicia Grinter
 Technical fouls: South Carolina-HERBERT HARRIGAN, M. #15/13 Maryland-None.
 Attendance: 8677

Score by periods	1st	2nd	3rd	4th	Total
South Carolina	29	22	22	21	94
#15/13 Maryland	13	23	18	32	86

Last FG - SC 4th-00:23, UMD 4th-00:38.
 Largest lead - SC by 26 3rd-02:20, UMD None.
 SC led for 39:22. UMD led for 00:00. Game was tied for 00:38.

Points In Off 2nd Fast
 Paint T/O Chance Break Bench
 SC 38 16 19 16 9
 UMD 28 9 13 5 19



Official Basketball Box Score -- Game Totals -- Final Statistics
#4/2 South Carolina vs Clemson
 11/16/17 7 p.m. at Clemson, S.C. (Littlejohn Coliseum)



#4/2 South Carolina 66 • 3-0

#	Player	Total		3-Ptr		Rebounds			PF	TP	A	TO	Blk	Stl	Min
		FG-FGA	FT-FTA	FG-FGA	FT-FTA	Off	Def	Tot							
22	WILSON, A'ja	f	8-14	0-0	3-4	2	9	11	2	19	1	2	3	0	26
35	JENNINGS, Alexis	f	1-3	0-0	0-2	0	4	4	1	2	1	1	0	1	18
04	CLINEY, Doniyah	g	2-6	1-3	0-0	2	3	5	1	5	1	1	0	2	22
11	SPANN, Lindsey	g	7-9	6-7	0-0	0	0	0	1	20	2	2	0	1	24
52	HARRIS, Tyasha	g	0-5	0-1	1-2	1	2	3	1	1	4	3	0	0	23
00	PATRICK, Victoria	g	0-3	0-2	0-0	1	1	2	1	0	1	0	0	0	13
10	JACKSON, Bianca	g	0-3	0-1	1-2	1	1	2	4	1	7	0	0	1	26
21	HERBERT HARRIGAN,	g	3-9	0-0	1-5	0	5	5	3	7	0	0	2	1	25
23	WILLIAMS, LaDazhia	g	0-3	0-1	1-2	2	1	3	1	1	0	1	0	0	8
24	GRISSETT, LeLe	g	5-8	0-0	0-0	5	3	8	3	10	1	1	0	0	15
Team						3	3	6							
Totals			26-63	7-15	7-17	17	32	49	18	66	18	11	5	6	200

1st-FG %: 9-19 47.4% 2nd: 5-14 35.7% 3rd: 9-16 56.3% 4th: 3-14 21.4% Game: 26-63 41.3% Deadball Rebounds 6
 3FG %: 4-7 57.1% 1-3 33.3% 2-3 66.7% 0-2 0.0% 7-15 46.7%
 FT %: 1-3 33.3% 3-6 50.0% 2-4 50.0% 1-4 25.0% 7-17 41.2%

Clemson 36 • 2-1

#	Player	Total		3-Ptr		Rebounds			PF	TP	A	TO	Blk	Stl	Min
		FG-FGA	FT-FTA	FG-FGA	FT-FTA	Off	Def	Tot							
24	Ivy Atkism	f	0-3	0-0	0-0	1	1	2	0	0	0	0	1	0	16
44	Kobi Thornton	f	4-11	0-0	0-2	1	9	10	3	8	0	4	3	1	27
01	Destiny Thomas	g	1-6	0-2	0-0	1	3	4	2	2	0	1	0	1	12
05	Danielle Edwards	g	1-4	0-1	2-2	0	0	0	2	4	2	2	0	0	25
10	Fran. Tagliapietra	g	0-5	0-1	0-0	2	0	2	1	0	1	3	0	0	17
02	Jenise Strover	g	1-3	0-0	1-2	3	1	4	4	3	1	1	0	1	9
11	Siana Fields	g	1-2	1-1	0-0	0	1	1	0	3	1	0	0	0	7
15	Jaia Alexander	g	0-6	0-0	2-4	0	2	2	1	2	1	1	0	0	20
20	Sirah Diarra	g	1-1	1-1	0-0	0	0	0	0	3	0	0	0	0	4
22	Keniece Purvis	g	0-1	0-0	0-0	0	1	1	1	0	2	0	0	0	4
32	Chyna Cotton	g	0-1	0-0	0-2	0	1	1	1	0	1	0	1	1	13
33	Alexis Carter	g	2-5	0-0	0-0	0	1	1	1	4	0	2	0	0	22
55	Tylar Bennett	g	2-4	0-0	3-7	1	4	5	2	7	0	0	3	1	



Official Basketball Box Score -- Game Totals -- Final Statistics
Rutgers vs #3/2 South Carolina
 11/24/17 1:30pm at Germain Arena (Fort Myers, Fla.)



Rutgers 68 • 4-1

#	Player	Total		3-Ptr		Rebounds			PF	TP	A	TO	Blk	Stl	Min
		FG	FGA	FG	FGA	FT	FTA	Off							
03	Tyler Scaife	* 9-21	0-0	2-3	1	2	3	2	20	0	3	0	1	32	
10	Kathleen Fitzpatrick	* 0-0	0-0	0-0	0	0	0	0	0	0	0	0	0	5	
12	Khadaizha Sanders	* 1-3	0-0	1-1	0	0	0	3	3	2	2	0	1	15	
35	Stasha Carey	* 3-4	2-3	0-0	0	1	1	2	8	0	3	0	0	20	
40	Victoria Harris	* 0-2	0-1	0-0	2	3	5	4	0	0	0	0	0	11	
01	Jazlynd Rollins	5-9	0-3	0-0	0	1	1	1	10	4	1	0	3	30	
04	Kate Hill	0-0	0-0	0-0	0	0	0	0	0	1	0	0	0	4	
05	Ciani Cryor	2-6	2-4	0-0	0	1	1	2	6	4	5	0	0	27	
11	Nigia Greene	0-2	0-2	0-0	0	0	0	1	0	0	1	0	0	3	
13	Mael Gilles	0-2	0-0	0-0	2	0	2	1	0	0	0	0	1	8	
15	Caitlin Jenkins	4-8	0-0	0-0	4	4	8	3	8	0	0	3	0	18	
31	Tekia Mack	2-4	1-2	8-9	1	4	5	3	13	2	3	1	4	23	
32	Desiree Keeling	0-1	0-0	0-0	0	0	0	0	0	0	1	0	0	1	
44	Jordan Wallace	0-0	0-0	0-0	0	0	0	0	0	0	0	0	0	3	
Team					1	2	3								
Totals		26-62	5-15	11-13	11	18	29	22	68	12	20	4	10	200	

1st - FG %:	5-14	35.7%	2nd:	5-18	27.8%	3rd:	7-12	58.3%	4th:	9-18	50.0%	Game:	26-62	41.9%	Deadbll	
3FG %:	0-2	0.0%	1-6	16.7%	2-2	100.0%	2-5	40.0%	0-3	0.0%	5-15	33.3%				
FT %:	3-5	60.0%	2-2	100.0%	3-3	100.0%	3-3	100.0%	11-13	84.6%						

#3/2 South Carolina 78 • 5-0

#	Player	Total		3-Ptr		Rebounds			PF	TP	A	TO	Blk	Stl	Min
		FG	FGA	FG	FGA	FT	FTA	Off							
22	WILSON, A'ja	f 9-15	0-0	15-17	1	9	10	2	33	3	2	5	1	34	
35	JENNINGS, Alexis	f 2-2	0-0	2-2	1	3	4	2	6	1	2	0	1	22	
04	CLINEY, Doniyah	f 4-5	0-1	0-0	0	1	1	4	8	1	2	0	0	24	
10	SPANN, Lindsey	g 6-10	3-5	2-2	0	3	3	0	17	1	3	0	1	37	
52	HARRIS, Tyasha	g 3-8	0-1	3-4	1	3	4	1	9	4	5	0	1	36	
00	PATRICK, Victoria	0-0	0-0	0-0	0	0	0	0	0	0	0	0	0	2	
10	JACKSON, Bianca	1-3	1-2	0-0	0	2	2	3	3	2	1	0	2	26	
21	HERBERT HARRIGAN,	1-3	0-0	0-0	2	0	2	2	2	2	0	0	2	11	
23	WILLIAMS, LaDazhia	0-1	0-0	0-0	0	0	0	0	0	1	0	0	0	3	
24	GRISSETT, LeLe	0-1	0-0	0-0	0	2	2	2	0	2	0	1	1	5	
Team					1	3	4								
Totals		26-48	4-9	22-25	6	26	32	16	78	14	18	5	12	200	

1st - FG %:	6-11	54.5%	2nd:	6-13	46.2%	3rd:	5-10	50.0%	4th:	9-14	64.3%	Game:	26-48	54.2%	Deadbll	
3FG %:	0-1	0.0%	1-2	50.0%	2-3	66.7%	1-3	33.3%	0-4	0.0%	4-9	44.4%				
FT %:	6-8	75.0%	2-2	100.0%	7-8	87.5%	7-7	100.0%	22-25	88.0%						

Officials: Brian Garland, Kevin Pethelt, Dawn Marsh
 Technical fouls: Rutgers-None. #3/2 South Carolina-None.
 Attendance: 1207

Score by periods	1st	2nd	3rd	4th	Total
Rutgers	13	13	19	23	68
#3/2 South Carolina	18	15	19	26	78

Points	In	Off	2nd	Fast	
Rutgers	28	13	11	15	37
#3/2 South Carolina	36	13	9	14	5

Last FG - RU 4th-00:31, SC 4th-00:26.
 Largest lead - RU by 6 1st-05:36, SC by 11 2nd-08:41.
 RU led for 03:53. SC led for 33:13. Game was tied for 02:54.

Score tied - 2 times.
 Lead changed - 6 times.

Official Basketball Box Score -- Game Totals -- Final Statistics
#6/6 Notre Dame vs South Carolina
 11/26/17 7:00pm at Germain Arena (Fort Myers, Fla.)

#6/6 Notre Dame 92 • 6-0

#	Player	Total		3-Ptr		Rebounds			PF	TP	A	TO	Blk	Stl	Min
		FG	FGA	FG	FGA	FT	FTA	Off							
01	Lili Thompson	* 2-5	1-1	1-2	0	2	2	2	6	5	4	1	2	30	
03	Marina Mabrey	* 5-10	2-4	0-0	1	2	3	1	12	2	1	0	1	26	
05	Jackie Young	* 8-16	0-0	6-8	2	8	10	3	22	4	1	0	1	37	
23	Jessica Shepard	* 5-7	0-0	0-0	1	4	5	4	10	2	2	0	0	36	
24	Arica Ogunbowale	* 8-17	1-2	6-8	3	4	7	2	23	5	1	0	2	35	
02	Kaitlin Cole	0-0	0-0	0-0	0	0	0	0	0	0	1	0	0	0	
21	Kristina Nelson	4-5	0-0	0-0	1	0	1	3	8	1	3	1	0	12	
30	Mikayla Vaughn	1-1	0-0	0-0	0	1	1	0	2	0	0	0	0	3	
33	Kathryn Westfeld	4-6	1-2	0-0	3	1	4	3	9	0	0	0	0	21	
Team					1	1	2								
Totals		37-67	5-9	13-18	12	23	35	18	92	19	13	2	6	200	

1st - FG %:	8-18	44.4%	2nd:	10-15	66.7%	3rd:	10-21	47.6%	4th:	9-13	69.2%	Game:	37-67	55.2%	Deadbll	
3FG %:	2-5	40.0%	1-1	100.0%	1-2	50.0%	1-1	100.0%	5-9	55.6%						
FT %:	0-0	0.0%	2-2	100.0%	4-4	100.0%	7-12	58.3%	13-18	72.2%						

South Carolina 85 • 6-1

#	Player	Total		3-Ptr		Rebounds			PF	TP	A	TO	Blk	Stl	Min
		FG	FGA	FG	FGA	FT	FTA	Off							
22	WILSON, A'ja	f 12-20	0-0	10-13	3	6	9	2	34	5	4	3	3	39	
35	JENNINGS, Alexis	f 5-8	0-1	2-4	3	3	6	2	12	0	3	1	0	25	
04	CLINEY, Doniyah	g 4-4	2-2	2-2	1	4	5	4	12	3	4	0	0	33	
11	SPANN, Lindsey	g 3-14	3-11	1-2	0	0	2	2	10	3	0	0	0	39	
52	HARRIS, Tyasha	g 3-8	1-5	0-0	0	2	2	5	7	5	2	0	4	35	
10	JACKSON, Bianca	2-2	0-0	0-0	0	2	2	2	4	2	1	0	0	13	
21	HERBERT HARRIGAN,	1-4	0-0	0-0	0	1	1	1	2	0	2	1	0	8	
24	GRISSETT, LeLe	2-5	0-0	0-0	1	1	2	1	4	0	0	1	1	8	
Team					5	1	6								
Totals		32-65	6-19	15-21	13	20	33	19	85	18	16	6	8	200	

1st - FG %:	11-19	57.9%	2nd:	3-12	25.0%	3rd:	4-13	30.8%	4th:	14-21	66.7%	Game:	32-65	49.2%	Deadbll	
3FG %:	4-8	50.0%	1-3	33.3%	1-6	16.7%	0-2	0.0%	6-19	31.6%						
FT %:	2-4	50.0%	3-4	75.0%	8-11	72.7%	2-2	100.0%	15-21	71.4%						

Officials: Sue Blach, Mark Zentz, Michael McConnell
 Technical fouls: #6/6 Notre Dame-None. South Carolina-None.
 Attendance: 1707

Score by periods	1st	2nd	3rd	4th	Total
#6/6 Notre Dame	18	23	25	26	92
South Carolina	28	10	17	30	85

Points	In	Off	2nd	Fast	
ND	58	20	19	8	19
SC	42	13	13	10	10

Last FG - ND 4th-01:51, SC 4th-00:20.
 Largest lead - ND by 19 4th-06:34, SC by 12 2nd-08:53.
 ND led for 21:42. SC led for 17:22. Game was tied for 00:44.

Score tied - 2 times.
 Lead changed - 3 times.



Official Basketball Box Score -- Game Totals -- Final Statistics
#3/2 South Carolina vs St. John's
 11/25/17 5:00pm at Germain Arena (Fort Myers, Fla.)



#3/2 South Carolina 76 • 6-0

#	Player	Total		3-Ptr		Rebounds			PF	TP	A	TO	Blk	Stl	Min
		FG	FGA	FG	FGA	FT	FTA	Off							
04	CLINEY, Doniyah	* 2-6	0-2	1-2	0	4	4	3	5	5	3	0	1	33	
11	SPANN, Lindsey	* 2-3	1-1	0-0	0	0	0	4	5	1	2	0	0	20	
22	WILSON, A'ja	* 5-7	1-1	6-8	1	16	17	3	17	2	4	3	0	28	
35	JENNINGS, Alexis	* 10-15	0-1	5-6	2	2	4	2	25	1	1	0	0	31	
52	HARRIS, Tyasha	* 3-10	1-5	1-2	0	2	2	4	8	3	4	1	1	36	
00	PATRICK, Victoria	0-0	0-0	0-0	0	0	0	0	0	0	0	0	0	3	
10	JACKSON, Bianca	2-4	2-3	2-2	1	2	3	2	8	1	0	0	0	21	
21	HERBERT HARRIGAN,	2-3	0-1	0-0	0	3	4	4	4	1	2	0	0	20	
23	WILLIAMS, LaDazhia	0-0	0-0	1-2	0	0	0	2	1	0	1	0</			



2017-18 South Carolina Basketball
 South Carolina Season Schedule/Results & Leaders (as of Nov 30, 2017)
All games



RECORD:	OVERALL	HOME	AWAY	NEUTRAL
ALL GAMES	7-1	3-0	2-0	2-1
CONFERENCE	0-0	0-0	0-0	0-0
NON-CONFERENCE	7-1	3-0	2-0	2-1

Date	Opponent	Score	Att. High Points	High Rebounds
11/10/17	ALABAMA STATE	w 99-31	13723 (18)HERBERT HARRIGAN,	(10)WILSON, A'ja
11/13/17	at #15/13 Maryland	w 94-86	8677 (32)WILSON, A'ja	(13)JENNINGS, Alexis
11/16/17	at Clemson	w 66-36	1589 (20)SPANN, Lindsey	(11)WILSON, A'ja
11/19/17	WOFFORD	w 94-60	12471 (16)WILSON, A'ja	(13)WILSON, A'ja
11/24/17	@vs Rutgers	w 78-68	1207 (33)WILSON, A'ja	(10)WILSON, A'ja
11/25/17	@vs St. John's	w 76-58	1537 (25)JENNINGS, Alexis	(17)WILSON, A'ja
11/26/17	@vs #6/6 Notre Dame	85-92 L	1707 (34)WILSON, A'ja	(9)WILSON, A'ja
11/30/17	WESTERN CAROLINA	w 101-43	12020 (29)WILSON, A'ja	(8)WILLIAMS, LaDazhia

* = Conference game
 @ = Gulf Coast Showcase (Estero, Fla.)

Attendance Summary	Games	Attend	Avg/Game
Home	3	38214	12738
Away	2	10266	5133
Neutral	3	4451	1484
Total	8	52931	6616



2017-18 South Carolina Basketball
 South Carolina Points-Rebounds-Assists (as of Nov 30, 2017)
All games



Opponent	Date	Score		00	04	10	11	21	22	23
				PATRICK,VI	CLINEY,DON	JACKSON,BI	SPANN,LIND	HERBERT HA	WILSON,A'J	WILLIAMS,L
ALABAMA STATE	11/10/17	99-31	w	2-0-1	15-4-2	8-6-3	16-0-3	18-6-0	16-10-2	2-5-0
at #15/13 Maryland	11/13/17	94-86	w	0-0-0	6-3-4	5-0-0	15-5-2	4-3-0	32-12-3	DNP
at Clemson	11/16/17	66-36	w	0-2-1	5-5-1	1-2-7	20-0-2	7-5-0	19-11-1	1-3-0
WOFFORD	11/19/17	94-60	w	3-1-1	10-3-2	7-3-2	12-3-8	12-7-2	16-13-1	0-0-0
vs Rutgers	11/24/17	78-68	w	0-0-0	8-1-1	3-2-2	17-3-1	2-2-2	33-10-3	0-0-0
vs St. John's	11/25/17	76-58	w	0-0-0	5-4-5	8-3-1	5-0-1	4-3-1	17-17-2	1-0-0
vs #6/6 Notre Dame	11/26/17	85-92	L	DNP	12-5-3	4-2-2	10-0-3	2-1-0	34-9-5	DNP
WESTERN CAROLINA	11/30/17	101-43	w	0-1-1	9-7-3	7-4-3	DNP	12-6-0	29-7-0	11-8-0

Opponent	Date	Score		24	35	52
				GRISSETT,L	JENNINGS,A	HARRIS,TYA
ALABAMA STATE	11/10/17	99-31	w	6-5-0	7-9-1	9-0-4
at #15/13 Maryland	11/13/17	94-86	w	0-0-1	12-13-0	20-3-9
at Clemson	11/16/17	66-36	w	10-8-1	2-4-1	1-3-4
WOFFORD	11/19/17	94-60	w	8-3-0	13-6-1	13-2-3
vs Rutgers	11/24/17	78-68	w	0-2-0	6-4-1	9-4-4
vs St. John's	11/25/17	76-58	w	3-1-0	25-4-1	8-2-3
vs #6/6 Notre Dame	11/26/17	85-92	L	4-2-0	12-6-0	7-2-5
WESTERN CAROLINA	11/30/17	101-43	w	4-0-0	19-7-1	10-2-10



2017-18 South Carolina Basketball
South Carolina Team Game-by-Game Comparison (as of Nov 30, 2017)
All games



Opponent	1st	2nd	Score	Mar	Total FG	FG Pct	3-Pointers	3FG Pct	Free Throws	FT Pct	Rebounds	Assist	T/Over	Block	Steal	Fouls	
ALABAMA STATE	56/14	43/17	99-31	+68	37-72/11-54	.514/.204	5-19/3-9	.263/.333	20-28/6-15	.714/.400	48/31	+17	16/9	10/29	10/2	21/3	14/27
#15/13 Maryland	51/36	43/50	94-86	+8	31-67/27-63	.463/.429	8-22/7-18	.364/.389	24-33/25-29	.727/.862	41/36	+5	19/15	12/12	7/5	8/2	19/29
Clemson	37/11	29/25	66-36	+30	26-63/13-52	.413/.250	7-15/2-6	.467/.333	7-17/8-19	.412/.421	49/36	+13	18/8	11/17	5/7	6/5	18/18
WOFFORD	49/34	45/26	94-60	+34	36-65/20-64	.554/.313	6-12/6-19	.500/.316	16-26/14-15	.615/.933	48/27	+21	20/9	12/12	9/1	8/2	19/20
Rutgers	33/26	45/42	78-68	+10	26-48/26-62	.542/.310	4-9/5-15	.444/.333	22-25/11-13	.880/.846	32/29	+3	14/12	18/20	5/4	12/10	16/22
St. John's	28/16	48/42	76-58	+18	26-48/18-58	.542/.310	5-14/5-15	.357/.333	19-26/17-24	.731/.708	39/32	+7	14/11	18/12	4/1	2/6	25/22
#6/6 Notre Dame	38/41	47/51	85-92	(7)	32-65/37-67	.492/.552	6-19/5-9	.316/.556	15-21/13-18	.714/.722	33/35	(2)	18/19	16/13	6/2	8/6	19/18
WESTERN CAROLINA	56/15	45/28	101-43	+58	39-67/16-50	.582/.320	4-16/6-20	.250/.300	19-25/5-13	.760/.385	45/22	+23	18/14	12/24	4/2	16/4	13/23

Note: Game totals are displayed in the format TEAM/OPPONENT for each category



2017-18 South Carolina Basketball
South Carolina Combined Team Statistics (as of Nov 30, 2017)
All games



RECORD:	OVERALL	HOME	AWAY	NEUTRAL
ALL GAMES	7-1	3-0	2-0	2-1
CONFERENCE	0-0	0-0	0-0	0-0
NON-CONFERENCE	7-1	3-0	2-0	2-1

##	Player	gp-gs	min	avg	Total		3-Point		F-Throw		Rebounds			pf	dq	a	to	blk	stl	pts	avg			
					fg-fga	fg%	3fg-fga	3fg%	ft-fga	ft%	off	def	tot											
22	WILSON, A'ja	8-8	222	27.8	69-120	.575	1-2	.500	57-77	.740	27	62	89	11.1	15	0	17	22	27	7	196	24.5		
11	SPANN, Lindsey	7-7	202	28.9	33-60	.550	22-40	.550	7-9	.778	1	10	11	1.6	13	0	20	11	1	5	95	13.6		
35	JENNINGS, Alexis	8-8	182	22.8	38-58	.655	0-4	.000	20-27	.741	19	34	53	6.6	12	0	6	9	6	8	96	12.0		
52	HARRIS, Tyasha	8-8	241	30.1	28-70	.400	6-26	.231	15-18	.833	2	16	18	2.3	16	1	42	20	1	23	77	9.6		
04	CLINEY, Doniyah	8-8	225	28.1	27-56	.482	7-23	.304	9-14	.643	12	20	32	4.0	21	0	21	17	0	13	70	8.8		
21	HERBERT HARRIGAN	8-0	139	17.4	23-43	.535	0-2	.000	15-22	.682	8	25	33	4.1	21	1	5	7	8	6	61	7.6		
10	JACKSON, Bianca	8-1	188	23.5	16-36	.444	6-17	.353	5-6	.833	6	16	22	2.8	16	0	20	7	4	9	43	5.4		
24	GRISSETT, LeLe	8-0	81	10.1	12-24	.500	0-0	.000	11-17	.647	10	11	21	2.6	17	0	2	11	1	7	35	4.4		
23	WILLIAMS, LaDazhia	6-0	50	8.3	5-15	.333	2-3	.667	3-11	.273	8	8	16	2.7	7	0	0	4	2	1	15	2.5		
00	PATRICK, Victoria	7-0	70	10.0	2-13	.154	1-9	.111	0-0	.000	2	2	4	0.6	5	0	4	1	0	2	5	0.7		
Team											16	20	36											
Total.....		8	1600		253-495	.511	45-126	.357	142-201	.706	111	224	335	41.9	143	2	137	109	50	81	693	86.6		
Opponents.....		8	1601		168-470	.357	39-111	.351	99-146	.678	92	156	248	31.0	179	10	97	139	24	38	474	59.2		

TEAM STATISTICS	SC	OPP	Date	Opponent	Score	Att.
SCORING	693	474	11/10/17	ALABAMA STATE	w 99-31	13723
Points per game	86.6	59.2	11/13/17	at #15/13 Maryland	w 94-86	8677
Scoring margin	+27.4	-	11/16/17	at Clemson	w 66-36	1589
FIELD GOALS-ATT	253-495	168-470	11/19/17	WOFFORD	w 94-60	12471
Field goal pct	.511	.357	@ 11/24/17	vs Rutgers	w 78-68	1207
3 POINT FG-ATT	45-126	39-111	@ 11/25/17	vs St. John's	w 76-58	1537
3-point FG pct	.357	.351	@ 11/26/17	vs #6/6 Notre Dame	L 85-92	1707
3-pt FG made per game	5.6	4.9	11/30/17	WESTERN CAROLINA	w 101-43	12020
FREE THROWS-ATT	142-201	99-146	* = Conference game			
Free throw pct	.706	.678	@ = Gulf Coast Showcase (Estero, Fla.)			
F-Throws made per game	17.8	12.4				
REBOUNDS	335	248				
Rebounds per game	41.9	31.0				
Rebounding margin	+10.9	-				
ASSISTS	137	97				
Assists per game	17.1	12.1				
TURNOVERS	109	139				
Turnovers per game	13.6	17.4				
Turnover margin	+3.8	-				
Assist/turnover ratio	1.3	0.7				
STEALS	81	38				
Steals per game	10.1	4.8				
BLOCKS	50	24				
Blocks per game	6.3	3.0				
ATTENDANCE	38214	14717				
Home games-Avg/Game	3-12738	2-5133				
Neutral site-Avg/Game	-	3-1484				

Score by Periods	1st	2nd	3rd	4th	Totals
South Carolina	196	152	179	166	693
Opponents	97	96	130	151	474