



DUKE

@DUKEBASE



#GODUKE

2019 BASEBALL

GODUKE.COM

SCHEDULE

FEBRUARY		All times Eastern	
15	Lehigh	ACCNE	W, 7-0
16	Lehigh	ACCNE	W, 8-1
17	Lehigh	ACCNE	W, 4-3
19	Davidson	ACCNE	W, 7-3
23	Northwestern (1)	ACCNE	W, 5-4 (10)
	Northwestern (2)	ACCNE	W, 23-8
24	Northwestern	ACCNE	L, 3-5
26	Richmond	ACCNE	W, 5-2

MARCH

1	vs. Penn State		W, 14-0
2	vs. Penn State		L, 7-8
3	vs. Penn State		W, 9-2
5	Penn	ACCNE	L, 6-7 (11)
6	Penn	ACCNE	L, 1-3
9	at Virginia	ACCNE	L, 3-11
10	at Virginia (1)	ACCNE	W, 2-1
	at Virginia (2)	ACCNE	W, 8-6
12	East Carolina	ACCNE	4 p.m.
15	Louisville	ACCNE	4 p.m.
16	Louisville	ACCNE	1 p.m.
17	Louisville	ACCNE	1 p.m.
20	Campbell	ACCNE	4 p.m.
22	Wake Forest	ACCNE	4 p.m.
23	Wake Forest	ACCNE	1 p.m.
24	Wake Forest	ACCNE	1 p.m.
26	at Davidson	ACCNE	4 p.m.
29	at North Carolina	ACCNE	6 p.m.
30	at North Carolina	ACCNE	4 p.m.
31	at North Carolina	ACCNE	1 p.m.

APRIL

2	Durham Bulls (Exh.)		6 p.m.
3	at East Carolina		6 p.m.
5	Pittsburgh	ACCNE	6 p.m.
6	Pittsburgh	ACCNE	1 p.m.
7	Pittsburgh	ACCNE	1 p.m.
9	at NC Central		6 p.m.
12	Virginia Tech	ACCNE	6 p.m.
13	Virginia Tech	ACCNE	1 p.m.
13	Virginia Tech	ACCNE	1 p.m.
16	Texas Tech	ACCNE	6 p.m.
19	at Clemson	ACCNE	6 p.m.
20	at Clemson	ACCNE	3 p.m.
21	at Clemson	ACCNE	1 p.m.
23	NC Central	ACCNE	6 p.m.
26	at Boston College	ACCNE	6 p.m.
27	at Boston College	ACCNE	2 p.m.
28	at Boston College	ACCNE	1 p.m.

MAY

5	VCU (DH)	ACCNE	12 p.m.
8	Liberty	ACCNE	6 p.m.
10	Georgia Tech	ACCNE	6 p.m.
11	Georgia Tech	ACCNE	1 p.m.
12	Georgia Tech	ACCNE	1 p.m.
14	at Liberty	ESPN+	6 p.m.
16	at Miami	ACCNE	7 p.m.
17	at Miami	ACCNE	5 p.m.
18	at Miami	ACCNE	1 p.m.

#14 EAST CAROLINA (12-5, 0-0 AAC)

#24 DUKE (11-5, 2-1 ACC)

MARCH 12 || DURHAM BULLS ATHLETIC PARK

PITCHING MATCHUP

RHP COOPER STINSON, FR.
0-0, 3.75 ERA

RHP GAVIN WILLIAMS, SO.
0-0, 2.57 ERA



ACC NETWORK EXTRA
Available via
WatchESPN app



THE DUKE SPORTS NETWORK
Chris Edwards



GODUKE.COM
Live Stats & Audio
WATCHESPN
Live Video

LEADING OFF

Duke looks to build upon an impressive first weekend of conference play, returning home to Durham for a top-25 matchup. The 24th-ranked Blue Devils welcome No. 14 East Carolina to Durham Bulls Athletic Park Tuesday afternoon for a midweek contest, which is set for a 4 p.m. first pitch. Tuesday's game serves as the first of an eight-game homestand for the Blue Devils. Most recently, Duke defeated conference foe Virginia in a double-header sweep to earn its first ACC series win, marking the first series victory in Charlottesville since 1968.

BY THE NUMBERS

2 Junior left-handed pitcher **Bill Chillari** currently ranks second in the ACC in WHIP, with a mark of 0.74. The southpaw has only allowed eight hits and five walks across his 17.2 innings pitched, while recording 20 strikeouts in his outings.

8 Freshman **Rudy Maxwell** enters Tuesday with an eight-game hitting streak, tied for the longest on the team this season. Maxwell has recorded 10 hits across the span, including one double, one triple and his first career grand slam.

12 Newcomers have seen their first career action as a Blue Devil across the early parts of the 2019 campaign. The combination of freshmen **Aaron Beasley, Jack Carey, Damon Lux, Rudy Maxwell, Ethan Murray, Kyle Salley, Matt Stinebiser** and **Cooper Stinson**, sophomore **Wil Hoyle**, juco transfer **Eli Herrick**, and graduate transfers **Kyle Gallagher** and **Ben Gross** each saw their first action as Blue Devil across this season.

14 The Blue Devils have recorded 14 home runs over their last 13 contests, including four multi-home run outings. Senior **Kennie Taylor** and sophomore **Michael Rothenberg** lead the way for the Duke offense with three long balls apiece.

16 Transitioning into an every day role this season, junior infielder **Erikson Nichols** has reached base safely in every contest this season. The third baseman ranks second on the team in hits with 19, while batting at a .311 clip across the 16 games this season for the Blue Devils.

23 Senior **Kennie Taylor** owns a 23-game reached base streak, which dates back to last season. After reaching base safely in the last seven contests of the 2018 campaign, the Tampa, Fla., native has reached base safely in every contest this season.

24 The Blue Devils enter this week ranked No. 24 in the Baseball America poll, and have been ranked in the top 25 for the entire season. East Carolina is ranked No. 14 in the publication's poll, which sets up a top 25 matchup at Durham Bulls Athletic Park Tuesday afternoon.

192 The Blue Devil pitching staff has totaled 192 strikeouts this season to lead the ACC, 22 more than any other school in the conference, while ranking fourth in the nation. The Duke pitchers also rank fourth in the country in strikeouts per nine innings with a mark of 11.9, with nine Duke pitchers having recorded double-digit strikeout totals.

PROBABLE LINEUP

C	Michael Rothenberg	So.	16-16, .262
1B	Chris Crabtree	So.	16-16, .286
2B	TBA	--	--
3B	Erikson Nichols	Jr.	16-16, .311
SS	Ethan Murray	Fr.	16-16, .246
LF	Kyle Gallagher	Gr.	16-14, .185
CF	Kennie Taylor	Sr.	16-16, .366
RF	Chase Cheek	Jr.	16-16, .262
DH	Rudy Maxwell	Fr.	15-15, .305



VS



.299

BA

.264

102

R

112

172

H

147

34

2B

26

3

3B

7

16

HR

14

92

RBI

103

.451

SLG%

.412

75

BB

82

123

SO

146

.393

OB%

.373

12

SB

27

3.53

ERA

3.10

47

BB

70

161

K

192

.976

FLD%

.962

DUKE vs. EAST CAROLINA

SERIES HISTORY

Series Record (First Meeting)	13-38 (1958)
Durham, N.C.....	7-15
Greenville, N.C.....	6-22
Neutral	0-0
Not Available	0-0
Under Chris Pollard.....	0-5
Current Streak	L16

LAST NINE

A7	2004	Durham, N.C.	L	5-7
F21	2006	Greenville, N.C.	L	5-19
F28	2006	Greenville, N.C.	L	4-17
F25	2007	Greenville, N.C.	L	4-11
A22	2015	Greenville, N.C.	L	2-3 (10)
M22	2016	Durham, N.C.	L	6-8
M14	2017	Durham, N.C.	L	4-9
Y10	2017	Greenville, N.C.	L	1-5
A17	2018	Durham, N.C.	L	2-9

LAST TIME WE MET

MARCH 14, 2017 (Durham, N.C. || Durham Bulls Athletic Park)

Score By Innings	1	2	3	4	5	6	7	8	9	R	H	E	LOB
East Carolina	0	0	0	0	5	1	1	2	0	9	12	1	6
Duke	1	2	0	0	0	0	0	0	1	4	7	1	7

Winning Pitcher: Chris Holba || Losing Pitcher: Karl Blum || Save: None

MAY 10, 2017 (Greenville, N.C. || Clark-LeClair)

Score By Innings	1	2	3	4	5	6	7	8	9	R	H	E	LOB
Duke	1	0	0	0	0	0	0	0	0	1	6	0	6
East Carolina	1	0	0	4	0	0	0	0	X	5	7	0	6

Winning Pitcher: Kirk Morgan || Losing Pitcher: Matt Mervis || Save: None

APRIL 17, 2018 (Durham, N.C. || Jack Coombs Field)

Score By Innings	1	2	3	4	5	6	7	8	9	R	H	E	LOB
East Carolina	0	0	0	2	2	1	0	0	4	9	15	0	7
Duke	1	0	0	0	0	0	1	0	0	2	6	2	4

Winning Pitcher: Jake Agnos || Losing Pitcher: Bill Chillari || Save: None



QUICK FACTS

PROGRAM HISTORY

First Year of Program	1889
All-Time Program Record	2,100-1,778-34
Most Victories in a Season	45 (2018)
NCAA Tournament Appearances (Last)	7 (2018)
NCAA Tournament Record	23-17
ACC Tournament Appearances (Last)	36 (2018)
ACC Tournament Record	25-60
ACC Championships	3 (1956, 1957, 1961)
All-ACC Selections	103
All-Americans	12
MLB Draft Selections (Alumni)	75 (42)

UNIVERSITY INFORMATION

Location	Durham, N.C.
Founded	1838 as Trinity College
Enrollment	6,485
Colors	Duke Blue (PMS 287) & White
Nickname	Blue Devils
Conference (Division)	ACC (Coastal)
President	Dr. Vincent Price
Athletic Director	Dr. Kevin M. White

STAFF

Head Coach	Chris Pollard
Associate Head Coach	Josh Jordan
Assistant Coach Hitting	Jason Stein
Assistant Coach Pitching	Dusty Blake
Director of Operations	Chris Gordon
Athletic Trainer	Aldo Plata

SPORTS INFORMATION

Baseball Contact	Josh Foster
Office	(919) 684-2668
Cell	(205) 213-5091
Email	joshua.foster@duke.edu

SERIES HISTORY

Duke and East Carolina will meet for the 52nd time in program history when the two square off in Tuesday's midweek matchup. The Pirates hold the series advantage, 38-13, including a 15-7 mark in Durham, as the Blue Devils look to snap a 16-game losing streak against the inner-state foes. Tuesday's contest will be the first of a home-and-home between the two schools, as Duke travels down the road to Greenville April 3. Head coach **Chris Pollard** looks to earn his first win against the Pirates, as he currently owns a 0-5 record against ECU.

HOT START FOR THE DEVILS

The Blue Devils are off to a hot start in the 2019 campaign, holding a 11-5 record across their first 16 games. Duke has been perfect across each of its four weekend series this season, including a sweep over Lehigh, series wins over Big Ten opponents in Northwestern and Penn State, and a series victory over Virginia. This past weekend, the Blue Devils traveled to Charlottesville for their conference series of the season, coming away with a pair of victories to claim the series. After inclement weather forced the two teams to move Friday's series opener to Saturday, Virginia took game one, 11-3, before Duke bounced back to sweep Sunday's doubleheader to secure the series win. The Blue Devils earned a 2-1 victory in game one before defeating the Cavaliers 8-6 in game two of the twinbill to clinch the program's first series win in Charlottesville since 1968 to begin league play.

WELCOME TO K-VILLE

The Blue Devil pitching staff has been impressive through the first 16 games, recording 192 strikeouts to lead the ACC, 22 more than any other school in the conference, while ranking fourth in the nation. The Blue Devils also rank fourth in the country in strikeouts per nine innings with 11.9, and rank third in the league in hits allowed per nine innings at mark of 7.01 (113 H/145.0 IP). Nine Duke pitchers have recorded double-digit strikeout totals so far this season, with sophomore **Bryce Jarvis** leading the way with 24 strikeouts, while junior left-hander **Graeme Stinson** ranks second with 23 punchouts.

CAPTAIN KENNIE

Senior co-captain **Kennie Taylor** has proved to be a leader across the 2019 campaign, both on and off the field for this year's team. Taylor, the squad's starting center fielder, leads the club in multiple statistical categories, including hits (26), doubles (7), RBI (18) and runs (17), while tying for the team lead in home runs (3) and stolen bases (6). His 26 hits currently rank him seventh in the nation and place him atop the ACC heading into this week's matchup, while being tied for third in doubles. The Tampa, Fla., native has reached base safely in every contest this season, and owns a reached-base streak of 23 games, dating back to last season.

FRESH FACES ON THE DIAMOND

After losing 16 lettermen from last year's roster, including seven of nine positional starters, 12 newcomers have seen their first career action as a Blue Devil across this season. The combination of freshmen **Jack Carey**, **Damon Lux**, **Rudy Maxwell**, **Ethan Murray**, **Matt Stinebiser** and **Cooper Stinson**, sophomore **Wil Hoyle**, juco transfer **Ell Herrick**, and graduate transfers **Kyle Gallagher** and **Ben Gross** each saw their first action as Blue Devil opening weekend against Lehigh, while freshmen **Aaron Beasley** and **Kyle Salley** made their first career appearances in the Northwestern series. Murray has started every contest this season for the Blue Devils, while Maxwell has made 15 starts and Gallagher has earned 14.

ACC STANDINGS

ATLANTIC DIVISION

School	ACC	Pct.	Overall	Pct.
NC State	3-0	1.000	15-0	1.000
Clemson	3-0	1.000	12-3	.800
Florida State	2-1	.667	13-1	.929
Louisville	2-1	.667	11-4	.733
Notre Dame	2-1	.667	6-8	.429
Boston College	1-2	.333	8-6	.571
Wake Forest	1-2	.333	9-8	.529

COASTAL DIVISION

School	ACC	Pct.	Overall	Pct.
Miami	2-1	.667	12-3	.800
Duke	2-1	.667	11-5	.688
Virginia Tech	1-2	.333	9-5	.643
Georgia Tech	1-2	.333	10-6	.625
Virginia	1-2	.333	8-7	.533
North Carolina	0-3	.000	12-4	.750
Pitt	0-3	.000	6-7	.462

PLAYER RANKINGS

BASEBALL AMERICA

2019 TOP 50 COLLEGE PROSPECTS

4 Graeme Stinson LHP

BASEBALL AMERICA

2019 TOP 200 MLB DRAFT PROSPECTS

9 Graeme Stinson LHP

61 Adam Laskey LHP

DIBASEBALL TOP 350 COLLEGE

PROSPECTS

4 Graeme Stinson LHP

32 Adam Laskey LHP

135 Bryce Jarvis RHP

DIBASEBALL TOP ACC PROSPECTS

2019 DRAFT

1 Graeme Stinson LHP

5 Adam Laskey LHP

26 Bryce Jarvis RHP

48 Kennie Taylor OF

DIBASEBALL TOP ACC PROSPECT

2020 DRAFT

4 Michael Rothenberg C

9 Joey Loperfido INF

40 Matt Mervis RHP/INF

DIBASEBALL ACC IMPACT FRESHMEN

4 Cooper Stinson RHP

31 Jack Carey RHP

38 Ethan Murray RHP/INF

MLB PIPELINE

TOP 50 MLB DRAFT PROSPECTS

9 Graeme Stinson LHP

PERFECT GAME

TOP 300 PROSPECTS, 2019 DRAFT

6 Graeme Stinson LHP

94 Adam Laskey LHP

PERFECT GAME

TOP 100 COLLEGE PROSPECTS

2019 DRAFT

4 Graeme Stinson LHP

50 Adam Laskey LHP

PERFECT GAME

2019 TOP 100 COLLEGE JUNIORS

3 Graeme Stinson LHP

48 Adam Laskey


PERFECT GAME

2019 TOP 100 COLLEGE SOPHOMORES

32 Michael Rothenberg C

DURHAM BULLS ATHLETIC PARK

409 BLACKWELL STREET, DURHAM, NC 27701




Opened	1995
Surface	Grass
Capacity	10,000
Dimensions	305-LF, 371-LC, 400-CF 373-RC, 327-RF

On October 2, 2015, Duke renewed its agreement with the Durham Bulls to play home games at the Durham Bulls Athletic Park (DBAP), home of the Triple-A affiliate of the Tampa Bay Rays. Beginning in 2016, the contract renewal is a seven-year agreement that allows Duke to play up to 36 exhibition and home games at the DBAP each year. The agreement also called for a limited number of Duke practices at the DBAP as well as a new permanent Duke locker room and clubhouse at the facility. Duke and the Durham Bulls began their partnership prior to the Blue Devils' 2010 season. The 2019 campaign marks the 10th consecutive season in which Duke will play home games at the DBAP. Under the new agreement, the Blue Devils will play the vast majority of their home schedule at the minor league venue.

JACK COOMBS FIELD

101 WHITFORD DRIVE., DURHAM, NC 27708



Opened	1931
Surface	Turf
Capacity	2,000
Dimensions	325-LF, 370-LC, 400-CF, 380-RC, 335-RF

Jack Coombs Field is Blue Devils' the on-campus home field, located up the hill from Cameron Indoor Stadium. Duke's home stadium since 1931, Coombs underwent significant renovations over the past several years, including the installation of state-of-the-art synthetic AstroTurf in 2011. The Blue Devils are scheduled to play five games in 2019 at Coombs, including a three-game ACC series against Virginia Tech as well as a doubleheader versus VCU.

NO-HIT WONDER

In Friday's series opener against Penn State, the Duke pitching staff tossed a combined no-hitter, leading the Blue Devils to a 14-0 victory over the Nittany Lions. The no-hitter served as only the sixth in school history, and the first since **Tom Blackburn** accomplished the feat against Rollins in 1955. The Duke pitching staff tallied 11 strikeouts across the nine hitless innings, while only surrendering two walks. Headlining the effort was starting pitcher **Graeme Stinson** (2-0), who worked the first 5.0 innings, collecting five punchouts, and allowing two walks to earn his second win of the season. Sophomore **Matt Dockman** followed in relief, tossing 1.0 inning and recording one strikeout, while freshman **Jack Carey** went on to work the final 3.0 frames, notching five strikeouts to earn his first career save.

THE STINSON SPOTLIGHT

Junior left-hander **Graeme Stinson** entered the 2019 campaign as one of the top prospects for the 2019 MLB Draft. The southpaw received five preseason All-America nods, including a *Baseball America* first-team honor where he was one of only three unanimous first-team selections. The Norcross, Ga., native also earned a spot on the *DIBaseball* first team, the *Collegiate Baseball* second team, the *Perfect Game/Rawlings* third team and the *NCBWA* third team. Graeme has assumed his role of the Blue Devils' Friday night starter, while his younger brother, **Cooper Stinson**, serves in the weekend rotation as the Sunday starter. The Stinsons rank second and fifth on the team and strikeouts, as Graeme is second with 23 punchouts, while Cooper is right behind with 20 of his own. *DIBaseball* lists the younger Stinson at No. 4 among the publication's list of impact freshmen in the ACC.

ON DECK FOR DUKE

Following the midweek contest with the Pirates, the Blue Devils are set for another top-25 matchup this weekend, welcoming No. 13 Louisville to Durham Bulls Athletic Park for the ACC home opening series. The two teams are set for a 4 p.m. first pitch in Friday's series opener, while Saturday's and Sunday's games are set 1 p.m. starts.

MISCELLANEOUS RECORDS

DUKE'S RECORD WHEN

Game 1 of Weekend Series.....	3-1
Game 2 of Weekend Series.....	3-1
Game 3 of Weekend Series.....	3-1
Midweek Games.....	2-2
Starter Receives Decision.....	6-1
Bullpen Receives Decision.....	5-4
Starter Throws ≥5 Innings.....	4-1
Starter Throws <5 Innings.....	7-4

BLUE DEVILS IN THE POLLS

Week	BA	CB	D1	NCBWA	PG	USAT
Preseason	22	20	NR	25	31	RV
2/18/2018	22	20	NR	25	NR	RV
2/25/2018	22	21	NR	25	NR	RV
3/4/2018	22	22	NR	25	NR	RV
3/11/2018	24	NR	NR	--	NR	RV
3/18/18	--	--	--	--	--	--
3/25/18	--	--	--	--	--	--
4/1/18	--	--	--	--	--	--
4/8/18	--	--	--	--	--	--
4/15/18	--	--	--	--	--	--
4/22/18	--	--	--	--	--	--
4/29/18	--	--	--	--	--	--
5/6/18	--	--	--	--	--	--
5/13/18	--	--	--	--	--	--

2019 SINGLE GAME HIGHS

DUKE

Runs, Game	23 vs. Northwestern (2/23 - Game 2)
Runs, Inning	12, 3rd inning vs. Northwestern (2/23 - Game 2)
Hits, Game	18 vs. Northwestern (2/23 - Game 2)
Hits, Inning	9, 3rd inning vs. Northwestern (2/23 - Game 2)
Doubles	5 vs. Penn State (3/2)
Triples	3 vs. Northwestern (2/23 - Game 2)
Home Runs	3 at Virginia (3/10 - Game 2)
Extra-Base Hits	9 vs. Northwestern (2/24)
Stolen Bases	9 vs. Penn (3/5)
Left on Base	13 vs. Penn (3/5)
Errors (Committed By)	3 vs. Penn (3/5)
Strikeouts	16 vs. Northwestern (2/23 - Game 1)
Walks	11 vs. Penn State (3/1)
Double Plays (Hit Into)	2 vs. Penn State (3/1)
Triple Plays (Hit Into)	N/A

OPPONENTS

Runs, Game	11 by Virginia (3/9)
Runs, Inning	6 by Virginia, 4th inning (3/9)
Hits, Game	11, 4 times, last by Virginia (3/9)
Hits, Inning	4 by Virginia, 4th inning (3/9)
Doubles	3 at Virginia (3/9)
Triples	1, 4 times, last by Virginia (3/9)
Home Runs	3 by Penn State (3/2)
Extra-Base Hits	9 vs. Northwestern (2/24)
Stolen Bases	3 by Penn State (3/3)
Left on Base	12 by Northwestern (2/23 - Game 2)
Errors (Committed By)	4 by Penn State (3/1)
Strikeouts	18 by Lehigh (2/15)
Walks	10 by Northwestern (2/23 - Game 1)
Double Plays (Hit Into)	3 by Penn State (3/3)
Triple Plays (Hit Into)	N/A

INDIVIDUAL BATTING

Longest Hitting Streak	8 Games, twice, last by Rudy Maxwell (3/1-current)
Runs	3, 5 times, last by Chris Crabtree at Virginia (3/10 - Game 2)
Hits	3, 8 times, last by Chris Crabtree at Virginia (3/10 - Game 2)
Doubles	1, 26 times, last by Chris Crabtree & Michael Rothenberg at Virginia (3/10 - Game 1)
Triples	1, 7 times, last by Rudy Maxwell vs. Penn (3/5)
Home Runs	2, Kennie Taylor vs. Penn State (3/3)
Inside-the-Park Home Run	N/A
Consecutive Games with a Home Run	2, Michael Rothenberg (2/24-2/26)
Runs Batted In	6, Kennie Taylor vs. Penn State (3/3)
Stolen Bases	2, 4 times, last by Chris Crabtree vs. Penn (3/5)
Strikeouts	4, Rudy Maxwell vs. Lehigh (2/15)
Walks	3, Chris Crabtree vs. Penn (3/5)

INDIVIDUAL PITCHING

Innings Pitched, Starter	7.0, Bryce Jarvis at Virginia (3/10 - Game 1)
Innings Pitch, Reliever	3.0, 3 times, last by Hunter Davis vs. Penn (3/5)
Strikeouts	9, Bryce Jarvis vs. Lehigh (2/16)
Walks	5, Bryce Jarvis vs. Northwestern (2/23 - Game 2)
Fewest Hits Allowed, Starter (5.0+ IP)	0, Graeme Stinson vs. Penn State (3/1)
Consecutive Scoreless IP, Starter	12.0, Graeme Stinson (2/15-3/1)
Consecutive Scoreless IP, Reliever	3.0, twice, last by Bill Chillari (2/15-3/2)
Consecutive Scoreless Relief Appearances	2, twice, last by Hunter Davis (3/5-current)
Consecutive Saves Converted	N/A
Longest Winning Streak, Starter	2, twice, Bill Chillari & Bryce Jarvis (2/16-current)

STARTS BY POSITION

Pitcher:	G. Stinson (4), Jarvis (4), C. Stinson (3), Chillari (4), Gross (1)
Catcher:	Rothenberg (12), Maxwell (4)
First Base:	Crabtree (16)
Second Base:	Loperfido (5), Wardwell (7), Hoyle (2), Nichols (2)
Third Base:	Nichols (14), Mervis (2)
Shortstop:	Murray (16)
Left Field:	Gallagher (14), Schreck (2)
Center Field:	Taylor (16)
Right Field:	Cheek (16)
Designated Hitter:	Maxwell (11), Rothenberg (4), Stinebiser (1)

BLUE DEVILS AT A GLANCE

Overall Record	11-5
Current Streak	Won 2
Series Record	4-1
Home	7-3
Road	2-1
Neutral	2-1
Day/Night	9-5/2-0
vs. Top-25 Teams	0-0
In February	7-1
In March	4-4
In April	0-0
In May	0-0
In June	0-0
vs. RHS/LHS	8-4/3-2
Duke Scores First	9-2
Comeback Wins	4
Losses After Leading	3
Extra Innings	1-1
One-Run Games	3-2
Two-Run Games	1-2
Leading After 6/7/8	9-2/10-0/10-0
Trailing After 6/7/8	2-1/1-2/0-3
Duke Out-Hits Opponent	9-1
Opponent Out-Hits Duke	2-2
Two Teams Match on Hits	0-2

TEAM MISCELLANEOUS

Most Games Over .500	7
Most Games Under .500	N/A
Longest Winning Streak	6 Games (2/15-2/23)
Longest Losing Streak	2 Games (3/5-3/6)
Largest Margin of Victory	15 vs. Northwestern (2/23 - Game 2)
Largest Margin of Defeat	8 at Virginia (3/9)
Fewest Hits, Game	5 vs. Lehigh (2/17)
Fewest Hits Allowed, Game	0 vs. Penn State (3/1)



CHRIS POLLARD

HEAD COACH
SEVENTH SEASON AT DUKE

14

Chris Pollard became Duke University's 25th head baseball coach in June 2012, taking the reigns of the Blue Devil program after successful stints at Pfeiffer University and Appalachian State University. In addition to guiding the Blue Devils to five straight 30-win seasons, Pollard led Duke to an at-large bid to the 2016 NCAA Tournament, ending the program's 55-year drought without making the postseason event. Pollard became the fastest Duke head coach to reach 100 wins with the Blue Devils, recording his 100th victory at Duke March 15, 2016 against Maryland Eastern Shore. During Pollard's tenure, 19 Blue Devils have been selected in the Major League Baseball Draft.

RECORDS

Career	594-469-3
At Duke	209-151
ACC	81-99
ACC Tournament	4-5
NCAA Tournament	7-7

EDUCATION

B.A. Psychology	Davidson '96
M.S. Physical Education	Mississippi St. '04

EXPERIENCE

Duke University (2013-Present)	Head Coach
Appalachian State (2005-12)	Head Coach
Pfeiffer University (2000-04)	Head Coach
Davidson College (1996-99)	Assistant Coach

ACCOMPLISHMENTS

NCAA Tournaments (4)	2004, 2012, 2016, 2018
Conference Championships (2)	2004, 2012
Conference Coach of the Year (2)	2004, 2012

YEAR-BY-YEAR

Year	School	Record	%	Conference	Record	%	Finish
2000	Pfeiffer	20-28	.417	Conference Carolinas	10-15	.400	8th
2001	Pfeiffer	21-26	.447	Conference Carolinas	11-12	.478	6th
2002	Pfeiffer	26-23-1	.530	Conference Carolinas	11-14	.440	8th
2003	Pfeiffer	33-17	.660	Conference Carolinas	16-10	.615	3rd
2004	Pfeiffer	41-14	.745	Conference Carolinas	18-6	.750	1st
2005	Appalachian State	10-42	.192	Southern Conference	5-24	.172	11th
2006	Appalachian State	24-31-1	.438	Southern Conference	9-18	.333	8th
2007	Appalachian State	33-26	.559	Southern Conference	14-13	.519	4th
2008	Appalachian State	32-27	.542	Southern Conference	14-13	.519	6th
2009	Appalachian State	33-21	.611	Southern Conference	15-13	.536	6th
2010	Appalachian State	38-18	.675	Southern Conference	14-14-1	.500	7th
2011	Appalachian State	33-27	.550	Southern Conference	15-15	.500	6th
2012	Appalachian State	41-18	.695	Southern Conference	21-9	.700	t-1st
2013	Duke	26-29	.473	Atlantic Coast Conference	9-21	.300	11th
2014	Duke	33-25	.541	Atlantic Coast Conference	16-14	.533	4th
2015	Duke	31-22	.585	Atlantic Coast Conference	10-19	.345	t-12th
2016	Duke	33-24	.579	Atlantic Coast Conference	14-16	.467	7th
2017	Duke	30-28	.517	Atlantic Coast Conference	12-18	.400	9th
2018	Duke	45-18	.714	Atlantic Coast Conference	18-11	.621	4th
2019	Duke	11-5	.688	Atlantic Coast Conference	2-1	.667	--

CHRIS POLLARD VS. ALL OPPONENTS

School	Duke	Total	School	Duke	Total
Akron	1-0	3-0	Georgia	2-0	2-0
Alabama	0-0	0-3	Georgia Southern	0-0	10-18
Albany	0-0	0-3	Georgia Tech	9-10	9-10
Army West Point	2-1	4-1	Gonzaga	0-2	0-2
Auburn	0-0	1-2	Hartford	1-0	1-0
Binghamton	2-1	2-1	High Point	2-0	11-2
Boston College	4-5	4-5	Indiana	0-0	0-0
Bryant	1-0	1-0	Iona	1-0	1-0
Buffalo	0-0	1-1	Jacksonville State	0-0	5-1
Bucknell	6-0	6-0	Kentucky	0-0	0-1
California	4-2	4-2	LaSalle	1-0	3-0
Campbell	6-4	7-5	Lehigh	3-0	3-0
Canisius	0-0	5-3	Liberty	6-5	6-5
Charleston Southern	0-0	0-1	Louisville	2-5	2-5
Charlotte	1-0	3-1-1	Longwood	5-1	10-2
The Citadel	0-0	10-16	LSU	0-0	2-1
Clemson	3-6	3-6	Marist	0-0	1-0
Coastal Carolina	1-1	1-1	Marshall	1-0	1-0
College of Charleston	0-0	7-20	Maryland	1-2	1-2
Columbia	2-0	4-0	Miami (Fla.)	6-13	7-14
Coppin State	0-0	3-0	Mount St. Mary's	1-0	1-0
Cornell	3-0	5-1	NC State	4-8	5-11
Davidson	6-1	24-7	Niagara	0-0	3-0
Dayton	0-0	3-0	Norfolk State	2-0	2-0
Delaware State	1-0	1-0	North Carolina	6-9	6-15
East Carolina	0-5	0-5	North Carolina A&T	2-0	18-3
East Tennessee State	0-0	5-9	North Carolina Central	13-0	14-0
Elon	0-0	4-21	Northwestern	2-1	2-1
Fairleigh Dickinson	0-0	2-1	Notre Dame	4-2	4-2
Florida	1-2	1-2	Oakland	0-0	3-0
Florida State	5-6	5-11	Ohio State	1-0	1-0
Furman	0-1	20-11	Oklahoma	0-0	1-2
Gardner-Webb	4-0	14-7			
George Mason	0-0	0-2			

ASSISTANT COACHES



12

JOSH JORDAN

Associate Head Coach



11

JASON STEIN

Assistant Coach // Hitting



39

DUSTY BLAKE

Assistant Coach // Pitching



2019 ROSTER

CATCHERS: 5 // INFELDERS: 9 // OUTFIELDERS: 7
RHP: 14 // LHP: 7

PRONUNCIATION GUIDE

Bill Chillari	chill-air-ee
Chris Dutra	dew-tra
Thomas Girard	jer-rard
Cameron Kovachik	koh-vah-chick
Joey Loperfido	low-per-fee-doh
Jason Stein	steen
Graeme Stinson	graham
Matt Stinebiser	sinte-buy-sir
Aaron Therien	thayer-ee-un
Jake Topolski	tah-pole-ski

SUPPORT STAFF

Brad Amersbach	Academic Coordinator
Brad Berndt	Baseball Administrator
Anthony Davis	Equipment Manager
Brittany Del Barba	Digital Video Assistant
Chris Edwards	Play-by-Play Announcer
Josh Foster	Sports Information
Chris Gordon	Director of Operations
Matt Hess	Game Operations
Tony Ledwell	Marketing
Joe Manhertz	Iron Dukes Major Gifts
Brittney Morrison	Ticket Operations
Dan Perlmutter	Strength & Conditioning Coach
Aldo Plata	Athletic Trainer
Sterling Truitt	Live Video Assistant
De'Ana Tyler	Duke Dukes Annual Fund

PLAYERS

#	Name	B/T	Pos.	Ht.	Wt.	Cl.	Hometown (Previous School)
1	Ethan Murray	R/R	RHP/INF	5-11	180	Fr.	Crozet, Va. (The Miller School)
2	Cooper Stinson	R/R	RHP	6-6	245	Fr.	Norcross, Ga. (Norcross)
3	Chris Crabtree	L/L	INF	6-4	220	So.	Bahama, N.C. (Riverside)
4	Wil Hoyle	S/R	INF	5-9	160	So.	Durham, N.C. (Jordan)
5	Jake Swartz	L/R	OF	6-0	175	Fr.	Florence, S.C. (Trinity Burns)
6	Jimmy Loper	R/R	RHP	6-2	210	Fr.	Chesapeake, Va. (Hickory)
7	Chris Dutra	R/R	C	5-11	210	Jr.	New Rochelle, N.Y. (Iona Prep)
8	Thomas Girard	R/R	RHP	5-11	170	So.	Simsbury, Conn. (Avon Old Farms)
9	Damon Lux	R/R	OF	6-1	190	Fr.	Shelbyville, Ind. (Shelbyville)
10	Matt Stinebiser	L/R	C	6-1	185	Fr.	Northville, Mich. (Detroit Catholic Central)
13	Oliver McCarthy	L/L	LHP	6-3	205	Fr.	Brooklyn, N.Y. (Poly Prep)
15	Kennie Taylor	R/R	OF	5-11	170	Sr.	Tampa, Fla. (Jesuit)
16	Aaron Beasley	L/L	LHP/INF	6-3	225	Fr.	Durham, N.C. (Voyager Academy)
17	Matt Dockman	L/L	LHP	6-4	210	So.	Hilliard, Ohio (Watterson)
18	Aaron Therien	S/R	C	6-1	195	Sr.	Durham, N.C. (Durham Academy)
19	Al Pesto	R/R	RHP	6-3	210	Sr.	Savannah, Ga. (Benedictine Military)
20	Matt Mervis	L/R	INF/RHP	6-4	225	Jr.	North Bethesda, Md. (Georgetown Prep)
22	Jake Topolski	R/R	INF	6-0	195	Fr.	Medford, N.J. (Lenape)
23	Kyle Gallagher	R/R	OF	6-4	225	Gr.	Endwell, N.Y. (Maine-Endwell/Cornell)
25	Eli Herrick	L/R	RHP	6-2	200	Jr.	Auburn, Wash. (Puyallup/Bellevue College)
26	Rudy Maxwell	R/R	C	6-4	225	Fr.	Brentwood, Tenn. (Ensworth)
27	Bill Chillari	L/L	LHP	6-2	215	Jr.	Newport, N.J. (St. Augustine Prep)
28	Bryce Jarvis	L/R	RHP/INF	6-2	170	So.	Franklin, Tenn. (Brentwood Academy)
29	Coleman Williams	R/R	RHP	6-4	215	Jr.	Atlanta, Ga. (Marist)
30	Kyle Salley	L/L	LHP/OF	5-9	180	Fr.	Flossmoor, Ill. (Homewood-Flossmoor)
31	Graeme Stinson	L/L	LHP	6-5	250	Jr.	Norcross, Ga. (Norcross)
32	Jack Carey	R/R	RHP	6-0	185	Fr.	Summit, N.J. (St. Peter's Prep)
33	Adam Laskey	R/L	LHP	6-3	205	Jr.	Barrington, N.J. (Haddon Heights)
34	Steve Mann	R/R	OF	6-0	195	So.	Farmington Hills, Mich. (Detroit County Day)
35	Ben Gross	R/R	RHP	6-1	210	Gr.	Cranbury, N.J. (Princeton/Princeton)
36	Joey Loperfido	L/R	INF	6-4	195	So.	Haddonfield, N.J. (Haddonfield Memorial)
37	Josh Nifong	L/R	RHP	6-7	225	So.	High Point, N.C. (High Point Christian Academy)
38	Michael Rothenberg	S/R	C	6-3	210	So.	Boca Raton, N.C. (Pine Crest)
40	RJ Schreck	L/R	OF	6-1	185	Fr.	Los Angeles, Calif. (Harvard-Westlake)
41	Hunter Davis	R/R	RHP	6-4	205	Sr.	Atlanta, Ga. (The Westminster Schools)
42	Erikson Nichols	R/R	INF	6-4	200	Jr.	Oradell, N.J. (Bergen Catholic)
43	Chase Cheek	L/L	OF	6-1	180	Jr.	Orlando, Fla. (Dr. Phillips)
50	Tyler Wardwell	S/R	INF	6-2	185	So.	Cincinnati, Ohio (La Salle)

COACHES

14	Chris Pollard	Head Coach	Davidson ('96)
12	Josh Jordan	Associate Head Coach // Recruiting Coordinator	Catawba ('02)
11	Jason Stein	Assistant Coach // Hitting Coach	Eastern Kentucky ('97)
39	Dusty Blake	Assistant Coach // Pitching Coach	Appalachian State ('03)



TV

ROSTER




1
ETHAN MURRAY
RHP/INF • Fr. • Crozet, Va.



2
COOPER STINSON
RHP • Fr. • Norcross, Ga.



3
CHRIS CRABTREE
INF • So. • Bahama, N.C.



4
WIL HOYLE
INF • So. • Durham, N.C.



5
JAKE SWARTZ
OF • Fr. • Florence, S.C.



6
JIMMY LOPER
RHP • Fr. • Chesapeake, Va.



7
CHRIS DUTRA
C • Jr. • New Rochelle, N.Y.



8
THOMAS GIRARD
RHP • So. • Simsbury, Conn.




9
DAMON LUX
OF • Fr. • Shelbyville, Ind.



10
MATT STINEBISER
C • Fr. • Northville, Mich.



13
OLIVER MCCARTHY
LHP • Fr. • Brooklyn, N.Y.



15
KENNIE TAYLOR
OF • Sr. • Tampa, Fla.



16
AARON BEASLEY
LHP/INF • Fr. • Durham, N.C.



17
MATT DOCKMAN
LHP • So. • Hilliard, Ohio



18
AARON THERIEN
LHP • Sr. • Durham, N.C.



19
AL PESTO
RHP • Sr. • Savannah, Ga.



20
MATT MERVIS
INF/RHP • Jr. • Potomac, Md.



22
JAKE TOPOLSKI
INF • Fr. • Medford, N.J.



23
KYLE GALLAGHER
OF • Gr. • Endwell, N.Y.



25
ELI HERRICK
RHP • Jr. • Auburn, Wash.



26
RUDY MAXWELL
C • Fr. • Brentwood, Tenn.



27
BILL CHILLARI
LHP • Jr. • Newport, N.J.



28
BYRCE JARVIS
RHP/INF • So. • Franklin, Tenn.



29
COLEMAN WILLIAMS
RHP • Jr. • Atlanta, Ga.



30
KYLE SALLEY
LHP/OF • So. • Flossmoor, Ill.



31
GRAEME STINSON
LHP • Jr. • Norcross, Ga.



32
JACK CAREY
RHP • Fr. • Summit, N.J.



33
ADAM LASKEY
LHP • Jr. • Barrington, N.J.



34
STEVE MANN
OF • So. • Farmington Hills, Mich.



35
BEN GROSS
RHP • Gr. • Cranbury, N.J.



36
JOEY LOPERFIDO
INF • So. • Haddonfield, N.J.



37
JOSH NIFONG
RHP • So. • High Point, N.C.



38
MICHAEL ROTHENBERG
C • So. • Boca Raton, Fla.



41
HUNTER DAVIS
RHP • Sr. • Atlanta, Ga.



42
ERIKSON NICHOLS
INF • Jr. • Oradell, N.J.



43
CHASE CHEEK
OF • Jr. • Orlando, Fla.



50
TYLER WARDWELL
INF • So. • Cincinnati, Ohio



MAJOR LEAGUE History

MLB DRAFT SELECTIONS

denotes player returned to Duke | ! denotes January secondary draft

Year	Name	Pos.	Organization	Rd.	Overall	Year	Name	Pos.	Organization	Rd.	Overall
2018	Griffin Conine	OF	Toronto Blue Jays	2nd	52	1994	Sean McNally	3B	Kansas City Royals	16th	443
2018	Jimmy Herron	OF	Chicago Cubs	3rd	98	1994	Scott Pinoni	1B	Kansas City Royals	20th	555
2018	Chris Proctor	C	Detroit Tigers	13th	375	1992	Mike Kotarski	LHP	Colorado Rockies	20th	571
2018	Zack Kone	SS	Pittsburgh Pirates	13th	384	1992	Quinton McCracken	2B	Colorado Rockies	25th	771
2018	Ethan DeCaster	RHP	Detroit Tigers	18th	525	1991	John Courtright	LHP	Cincinnati Reds	8th	224
2018	Jack Labosky	RHP	Tampa Bay Rays	22nd	660	1990	Tim Rumer	LHP	New York Yankees	8th	213
2018	Mitch Stallings	LHP	Atlanta Braves	30th	892	1990	Tim Roberts	LHP	Seattle Mariners	75th	1,445
2017	Justin Bellinger	1B	Cincinnati Reds	22nd	647	1989	Mike Trombley	RHP	Minnesota Twins	14th	371
2017	James Ziemba	LHP	Los Angeles Angels	22nd	655	1988	John Furch	1B	Chicago White Sox	23rd	587
2017	Jimmy Herron #	OF	New York Yankees	31st	932	1984	Ron Bianco	2B	Chicago Cubs	24th	599
2016	Bailey Clark	RHP	Chicago Cubs	5th	164	1984	Tommy Decker	C	Cleveland Indians	41st	812
2016	James Ziemba #	LHP	Philadelphia Phillies	37th	1,097	1983	Todd Lamb	RHP	Atlanta Braves	10th	256
2016	Brian McAfee	RHP	Tampa Bay Rays	38th	1,140	1982	Tom Brassil	SS	San Diego Padres	6th	135
2015	Michael Matuella	RHP	Texas Rangers	3rd	78	1981	Tom Brassil #	SS	Detroit Tigers	15th	380
2015	Sarkis Ohanian	RHP	Cincinnati Reds	9th	265	1980	Kevin Rigby	2B	Atlanta Braves	14th	341
2015	Kenny Koplove	RHP	Philadelphia Phillies	17th	504	1979	Larry Doby	OF	Chicago White Sox	34th	811
2015	Andrew Istler	RHP	Los Angeles Dodgers	23rd	702	1976	Steve Kesses !	OF	New York Mets	1st	16
2015	James Marvel	RHP	Pittsburgh Pirates	36th	1,087	1972	Brian Bochow	SS	Pittsburgh Pirates	32nd	699
2014	Drew Van Orden	RHP	Washington Nationals	5th	154	1971	Alan Schwartz	P	Cincinnati Reds	3rd	5
2014	Jordan Betts	3B	Boston Red Sox	18th	554						
2014	Robert Huber	RHP	Oakland Athletics	26th	792						
2012	Marcus Stroman	RHP	Toronto Blue Jays	1st	22						
2011	Dennis O'Grady	RHP	San Diego Padres	34th	1,043						
2010	Jake Lemmerman	SS	Los Angeles Dodgers	5th	172						
2010	Chris Manno	LHP	Washington Nationals	26th	776						
2010	Jeremy Gould	LHP	New York Mets	28th	842						
2010	Michael Ness	RHP	Houston Astros	33rd	993						
2009	Nate Freiman	1B	San Diego Padres	8th	234						
2009	Andrew Wolcott	RHP	Arizona Diamondbacks	17th	516						
2009	Matt Williams	C	Chicago Cubs	18th	560						
2009	Alex Hassan	RHP/OF	Boston Red Sox	20th	618						
2009	Chris Manno #	LHP	Washington Nationals	38th	1,132						
2009	Tim Sherlock	OF	Arizona Diamondbacks	40th	1,206						
2009	Michael Ness #	RHP	San Francisco Giants	47th	1,407						
2008	Nate Freiman #	1B	Texas Rangers	28th	843						
2007	Jimmy Gallagher	OF	Chicago White Sox	7th	239						
2007	Brett Bartles	INF	Cincinnati Reds	30th	919						
2007	Tony Bajoczyk	RHP	Boston Red Sox	34th	1,041						
2004	Tim Layden	LHP/INF	Chicago Cubs	6th	186						
2004	Zach Schreiber	RHP	Atlanta Braves	16th	491						
2003	Brian Patrick	OF	Toronto Blue Jays	25th	740						
2002	Larry Broadway	1B	Montreal Expos	3rd	77						
2002	Kevin Kelly	INF	San Francisco Giants	5th	157						
2001	J.D. Alleva	INF	Kansas City Royals	24th	715						
1999	Vaughn Schill	SS	Seattle Mariners	4th	125						
1999	Chris Capuano	LHP	Arizona Diamondbacks	8th	238						
1999	Stephen Cowie	RHP	Seattle Mariners	9th	287						
1998	Jeff Becker	INF	Milwaukee Brewers	20th	596						
1998	Gregg Maluchinuk	C	Atlanta Braves	20th	611						
1997	Richard Dishman	RHP	Atlanta Braves	23rd	712						
1996	Scott Schoeneweis	LHP	California Angels	3rd	85						
1996	David Darwin	LHP	Detroit Tigers	26th	761						
1996	Richard Dishman #	RHP	San Francisco Giants	46th	1,345						
1996	Mike King	OF	Tampa Bay Devil Rays	62nd	1,613						
1995	Ray Farmer	OF	Seattle Mariners	61st	1,522						
1994	Ryan Jackson	LHP/OF	Florida Marlins	7th	180						

DRAFT PICKS BY POSITION

POSITION	#
RHP	24
LHP	14
C	5
1B	6
2B	3
3B	4
SS	7
OF	12

DRAFT PICKS BY ROUND

ROUND	#
1-5	13
6-10	11
11-15	5
16-20	11
21-25	10
26-30	7
31-35	6
36-40	5

DRAFT PICKS BY ORGANIZATION

AMERICAN LEAGUE		NATIONAL LEAGUE	
ORGANIZATION	#	ORGANIZATION	#
Baltimore Orioles	0	Arizona Diamondbacks	3
Boston Red Sox	3	Atlanta Braves	6
Chicago White Sox	3	Chicago Cubs	5
Cleveland Indians	1	Cincinnati Reds	5
Detroit Tigers	4	Colorado Rockies	2
Houston Astros	1	Los Angeles Dodgers	2
Kansas City Royals	3	Miami Marlins	1
Los Angeles Angels	2	Milwaukee Brewers	1
Minnesota Twins	1	New York Mets	2
New York Yankees	2	Philadelphia Phillies	2
Oakland Athletics	1	Pittsburgh Pirates	3
Seattle Mariners	4	San Diego Padres	3
Tampa Bay Rays	3	San Francisco Giants	3
Texas Rangers	2	St. Louis Cardinals	0
Toronto Blue Jays	3	Washington Nationals	3



2019 Duke Baseball Overall Statistics for Duke (as of Mar 11, 2019) (All games Sorted by Batting avg)

Record: 11-5 Home: 7-3 Away: 2-1 Neutral: 2-1 Conference: 2-1

Player	avg	gp-gs	ab	r	h	2b	3b	hr	rbi	tb	slg%	bb	hp	so	gdp	ob%	sf	sh	sb-att	po	a	e	fld%
Kennie Taylor	.366	16-16	71	17	26	7	1	3	18	44	.620	5	3	14	1	.430	0	0	6-7	28	0	0	1.000
Erikson Nichols	.311	16-16	61	9	19	3	0	0	11	22	.361	7	2	19	1	.389	2	0	1-2	13	26	1	.975
Rudy Maxwell	.305	15-15	59	12	18	3	2	2	10	31	.525	4	2	12	3	.369	0	1	2-2	44	5	0	1.000
Chris Crabtree	.286	16-16	56	12	16	3	1	1	10	24	.429	12	3	18	0	.419	3	0	4-5	100	12	7	.941
Michael Rothenberg	.262	16-16	61	11	16	2	0	3	17	27	.443	8	3	12	0	.365	2	0	1-1	127	10	3	.979
Chase Cheek	.262	16-16	65	12	17	5	1	0	7	24	.369	6	2	11	1	.342	0	1	6-6	26	0	1	.963
Ethan Murray	.246	16-16	57	13	14	1	2	1	12	22	.386	8	2	17	0	.358	0	0	3-3	25	32	1	.983
Kyle Gallagher	.185	16-14	54	11	10	1	0	2	9	17	.315	8	0	14	1	.277	3	0	0-0	16	1	0	1.000

Matt Mervis	.250	8-2	12	2	3	0	0	2	5	9	.750	3	0	2	0	.400	0	0	0-0	5	3	0	1.000
Matt Stinebiser	.250	6-1	4	0	1	0	0	0	0	1	.250	0	0	2	0	.250	0	1	0-0	10	2	0	1.000
Joey Loperfido	.231	5-5	13	3	3	0	0	0	4	3	.231	5	1	2	0	.474	0	0	3-4	9	3	1	.923
RJ Schreck	.143	6-2	7	0	1	0	0	0	0	1	.143	3	1	3	0	.455	0	0	0-0	6	0	1	.857
Tyler Wardwell	.105	10-7	19	7	2	1	0	0	0	3	.158	10	1	7	0	.433	0	0	1-2	11	14	5	.833
Wil Hoyle	.100	9-2	10	2	1	0	0	0	0	1	.100	2	0	7	0	.250	0	1	0-0	5	5	1	.909
Steve Mann	.000	4-0	4	1	0	0	0	0	0	0	.000	1	0	4	0	.200	0	0	0-0	1	0	0	1.000
Damon Lux	.000	3-0	3	0	0	0	0	0	0	0	.000	0	0	2	0	.000	0	0	0-0	1	0	0	1.000
Thomas Girard	.000	1-0	0	0	0	0	0	0	0	0	.000	0	0	0	0	.000	0	1	0-0	0	0	0	.000
Totals	.264	16	556	112	147	26	7	14	103	229	.412	82	20	146	7	.373	10	5	27-32	435	127	22	.962
Opponents	.210	16	539	64	113	18	4	5	48	154	.286	70	17	192	3	.318	2	7	16-22	422	140	25	.957

LOB - Team (139), Opp (136). DPs turned - Team (6), Opp (8). IBB - Team (2), Cheek, C. 1, Crabtree, C. 1. Picked off - Murray, E. 2, Loperfido, J 1.

(All games Sorted by Earned run avg)

Player	era	w-l	app	gs	cg	sho	sv	ip	h	r	er	bb	so	2b	3b	hr	b/avg	wp	hp	bk	sfa	sha	
Bill Chillari	1.53	2-0	7	4	0	0/1	0	17.2	8	4	3	5	20	2	0	1	.129	1	3	0	0	0	
Hunter Davis	1.59	0-1	7	0	0	0/1	1	17.0	7	4	3	9	21	0	0	1	.125	1	2	0	1	1	
Bryce Jarvis	3.86	2-0	4	4	0	0/0	0	18.2	17	11	8	10	24	4	0	2	.236	5	0	0	0	0	

Aaron Beasley	0.00	0-0	2	0	0	0/0	0	1.1	0	0	0	3	2	0	0	0	.000	1	0	0	0	0	
Al Pesto	0.00	0-0	1	0	0	0/0	0	1.0	1	0	0	0	1	0	0	0	.250	1	1	0	0	0	
Thomas Girard	1.00	0-1	7	0	0	0/1	2	9.0	4	1	1	3	13	1	0	0	.143	0	2	0	0	1	
Kyle Salley	1.35	0-0	3	0	0	0/0	0	6.2	5	5	1	3	6	1	0	0	.192	0	0	0	0	1	
Matt Mervis	2.08	1-0	3	0	0	0/0	0	4.1	6	1	1	1	4	1	0	0	.333	1	0	0	1	0	
Ben Gross	2.61	2-0	6	1	0	0/0	0	10.1	7	3	3	5	21	1	1	0	.189	0	2	0	0	0	
Graeme Stinson	3.45	2-1	4	4	0	0/2	0	15.2	6	6	6	7	23	2	0	0	.111	3	3	0	0	0	
Cooper Stinson	3.75	0-0	3	3	0	0/0	0	12.0	14	6	5	9	20	1	1	1	.292	2	0	0	0	0	
Jack Carey	3.97	1-0	4	0	0	0/1	1	11.1	11	6	5	6	14	0	0	0	.234	4	2	0	0	0	
Eli Herrick	4.22	0-1	6	0	0	0/0	1	10.2	11	8	5	5	14	2	1	0	.275	2	2	0	0	4	
Matt Dockman	7.27	1-1	6	0	0	0/1	0	8.2	13	7	7	3	8	3	0	0	.342	1	0	1	0	0	
Josh Nifong	27.00	0-0	1	0	0	0/0	0	0.2	3	2	2	1	1	0	1	0	.600	0	0	0	0	0	
Totals	3.10	11-5	16	16	0	2/2	5	145.0	113	64	50	70	192	18	4	5	.210	22	17	1	2	7	
Opponents	5.95	5-11	16	16	0	0/0	2	140.2	147	112	93	82	146	26	7	14	.264	16	20	3	10	5	

PB - Team (5), Rothenberg 3, Maxwell, R. 2, Opp (8). Pickoffs - Team (4), Stinson, G. 2, Davis, H. 1, Dockman, M. 1, Opp (3). SBA/ATT - Rothenberg (12-15), Maxwell, R. (4-7), Stinson, C. (5-6), Jarvis, B (3-6), Girard, T. (1-3), Gross, B. (2-2), Stinson, G. (2-2), Carey, J. (1-1), Salley, K. (1-1), Herrick, E. (1-1).



**2019 Duke Baseball
Game Results for Duke (as of Mar 11, 2019)
(All games)**



Date	Opponent	Score	Inns	Overall	Conference	Pitcher of record	Attend	Time
2/15/19	LEHIGH	w 7-0	9	1-0-0	0-0-0	Stinson, G. (W 1-0)	535	2:55
2/16/19	LEHIGH	w 8-1	9	2-0-0	0-0-0	Jarvis, B (W 1-0)	326	3:06
2/17/19	LEHIGH	w 4-3	9	3-0-0	0-0-0	Dockman, M. (W 1-0)	226	3:02
2/19/19	DAVIDSON	w 7-3	9	4-0-0	0-0-0	Chillari, B. (W 1-0)	141	3:08
2/23/19	NORTHWESTERN-1	w 5-4	(10)	5-0-0	0-0-0	Gross, B. (W 1-0)	358	3:58
2/23/19	NORTHWESTERN-2	w 23-8	9	6-0-0	0-0-0	Carey, J. (W 1-0)	358	3:54
2/24/19	NORTHWESTERN	L 3-5	9	6-1-0	0-0-0	Herrick, E. (L 0-1)	617	3:20
2/26/19	RICHMOND	w 5-2	9	7-1-0	0-0-0	Chillari, B. (W 2-0)	203	2:53
3/1/19	vs Penn State	w 14-0	9	8-1-0	0-0-0	Stinson, G. (W 2-0)	287	3:25
3/2/19	vs Penn State	L 7-8	9	8-2-0	0-0-0	Davis, H. (L 0-1)	289	2:49
3/3/19	vs Penn State	w 9-2	9	9-2-0	0-0-0	Gross, B. (W 2-0)	269	3:57
3/5/19	PENN	L 6-7	(11)	9-3-0	0-0-0	Girard, T. (L 0-1)	132	4:08
3/6/19	PENN	L 1-3	9	9-4-0	0-0-0	Dockman, M. (L 1-1)	143	3:00
* 3/9/19	at Virginia	L 3-11	9	9-5-0	0-1-0	Stinson, G. (L 2-1)	2857	3:50
* 3/10/19	at Virginia-1	w 2-1	9	10-5-0	1-1-0	Jarvis, B (W 2-0)	3047	3:04
* 3/10/19	at Virginia-2	w 8-6	9	11-5-0	2-1-0	Mervis, M. (W 1-0)	3286	4:09

() extra inning game



**2019 Duke Baseball
Games Summary for Duke (as of Mar 11, 2019)
(All games)**



Score by innings	1	2	3	4	5	6	7	8	9	EX	Total
Duke	8	8	31	11	9	2	30	12	0	1	112
Opponents	5	4	10	12	6	7	7	10	2	1	64

Record when ...

Overall	11-5	After 6 leading	9-2
Conference	2-1 trailing	2-1
Non-Conference	9-4 tied	0-2
Home games	7-3	After 7 leading	10-0
Away games	2-1 trailing	1-2
Neutral site	2-1 tied	0-3
Day games	10-4	After 8 leading	10-0
Night games	1-1 trailing	0-3
vs Left starter	2-2 tied	1-2
vs Right starter	9-3		
1-Run games	3-2	Hit 0 home runs	4-3
2-Run games	1-2	... 1 home run	4-1
5+Run games	5-1	... 2+ home runs	3-1
Extra innings	1-1		
Shutouts	2-0	Opponent 0 home runs	9-4
	 1 home run	2-0
	 2+ HRs	0-1
Scoring 0-2 runs	1-1		
..... 3-5 runs	3-2		
..... 6-9 runs	5-2	Made 0 errors	2-1
..... 10+ runs	2-0 1 error	6-2
	 2+ errors	3-2
Opponent 0-2 runs	6-0		
..... 3-5 runs	3-2	Opp. made 0 errors	2-0
..... 6-9 runs	2-2 1 error	2-5
..... 10+ runs	0-1 2+ errors	7-0
Scored in 1st inning	5-1	Out-hit opponent	9-1
Opp. scored in 1st	1-2	Out-hit by opponent	2-2
Scores first	9-2	Hits are tied	0-2
Opp. scores first	2-3		

Record when team scores:

Runs	0	1	2	3	4	5	6	7	8	9	10+
W-L	0-0	0-1	1-0	0-2	1-0	2-0	0-1	2-1	2-0	1-0	2-0

Record when opponent scores:

Runs	0	1	2	3	4	5	6	7	8	9	10+
W-L	2-0	2-0	2-0	2-1	1-0	0-1	1-0	0-1	1-1	0-0	0-1

Record when leading after:

Inn.	1	2	3	4	5	6	7	8
W-L	5-1	7-1	9-2	9-2	9-2	10-0	10-0	

Record when trailing after:

Inn.	1	2	3	4	5	6	7	8
W-L	1-2	2-3	2-3	2-2	2-2	2-1	1-2	0-3

Record when tied after:

Inn.	1	2	3	4	5	6	7	8
W-L	5-2	2-1	0-0	0-1	0-1	0-2	0-3	1-2

Current winning streak: 2
 Longest winning streak: 6
 Longest losing streak: 3

Home attendance : 3039 (10 dates avg = 303)
 Away attendance : 10035 (6 dates avg = 1672)
 Total attendance: 13074 (16 dates avg = 817)



**2019 Duke Baseball
Miscellaneous Stats for Duke (as of Mar 11, 2019)
(All games)**



Multiple Hit Games	2	3	4	5+	Total
Kennie Taylor	6	3	-	-	9
Chris Crabtree	3	1	-	-	4
Rudy Maxwell	3	1	-	-	4
Michael Rothenberg	4	-	-	-	4
Erikson Nichols	3	1	-	-	4
Ethan Murray	3	1	-	-	4
Chase Cheek	3	1	-	-	4
Kyle Gallagher	2	-	-	-	2
TEAM	27	8	0	0	35

Multiple RBI Games	2	3	4	5+	Total
Kennie Taylor	3	-	1	1	5
Michael Rothenberg	2	1	1	-	4
Erikson Nichols	4	-	-	-	4
Ethan Murray	1	1	1	-	3
Chase Cheek	2	-	-	-	2
Kyle Gallagher	1	1	-	-	2
Rudy Maxwell	1	-	1	-	2
Matt Mervis	1	1	-	-	2
Joey Loperfido	1	-	-	-	1
Chris Crabtree	-	1	-	-	1
TEAM	16	5	4	1	26

Hitting Streaks	Longest	Current
Kennie Taylor	8	2
Rudy Maxwell	8	8
Erikson Nichols	7	7
Chase Cheek	6	1
Michael Rothenberg	5	2
Chris Crabtree	3	3
Joey Loperfido	3	3
Ethan Murray	3	-
Matt Mervis	2	1
Kyle Gallagher	2	1
Wil Hoyle	1	-
Tyler Wardwell	1	1
Matt Stinebiser	1	-
RJ Schreck	1	-

Reached Base Streaks	Longest	Current
Kennie Taylor	16	16
Erikson Nichols	16	16
Michael Rothenberg	13	13
Chris Crabtree	9	9
Ethan Murray	9	9
Rudy Maxwell	8	8
Kyle Gallagher	7	7
Chase Cheek	6	1
Tyler Wardwell	5	3
Joey Loperfido	5	5
Matt Mervis	2	2
Wil Hoyle	1	-
RJ Schreck	1	-
Matt Stinebiser	1	-
Steve Mann	1	-