



# DUKE

@DUKEBASE



#GODUKE

## 2019 BASEBALL

GODUKE.COM

### SCHEDULE

FEBRUARY		All times Eastern	
15	Lehigh	ACCNE	W, 7-0
16	Lehigh	ACCNE	W, 8-1
17	Lehigh	ACCNE	W, 4-3
19	Davidson	ACCNE	W, 7-3
23	Northwestern (1)	ACCNE	W, 5-4 (10)
	Northwestern (2)	ACCNE	W, 23-8
24	Northwestern	ACCNE	L, 3-5
26	Richmond	ACCNE	W, 5-2
MARCH			
1	vs. Penn State		W, 14-0
2	vs. Penn State		L, 7-8
3	vs. Penn State		W, 9-2
5	Penn	ACCNE	L, 6-7 (11)
6	Penn	ACCNE	L, 1-3
9	at Virginia	ACCNE	L, 3-11
10	at Virginia (1)	ACCNE	W, 2-1
	at Virginia (2)	ACCNE	W, 8-6
12	East Carolina	ACCNE	W, 7-2
15	Louisville	ACCNE	L, 3-8
16	Louisville	ACCNE	L, 1-2
17	Louisville	ACCNE	L, 6-8
20	Campbell	ACCNE	L, 6-12
22	Wake Forest	ACCNE	W, 16-2
23	Wake Forest	ACCNE	L, 8-9
24	Wake Forest	ACCNE	L, 4-5 (12)
26	at Davidson	ESPN+	W, 7-2
29	at North Carolina	ACCNE	L, 0-1
30	at North Carolina	ACCNE	L, 7-8
31	at North Carolina	ACCNE	L, 6-16
APRIL			
2	Durham Bulls (Exh.)		L, 1-6
3	at East Carolina		L, 1-6
5	Pittsburgh	ACCNE	W, 2-0
6	Pittsburgh	ACCNE	W, 6-5
7	Pittsburgh	ACCNE	W, 10-9
9	at NC Central		6 p.m.
12	Virginia Tech	ACCNE	6 p.m.
13	Virginia Tech	ACCNE	1 p.m.
13	Virginia Tech	ACCNE	1 p.m.
16	Texas Tech	ACCNE	6 p.m.
19	at Clemson	ACCNE	6 p.m.
20	at Clemson	ACCNE	3 p.m.
21	at Clemson	ACCNE	1 p.m.
23	NC Central	ACCNE	6 p.m.
26	at Boston College	ACCNE	6 p.m.
27	at Boston College	ACCNE	2 p.m.
28	at Boston College	ACCNE	1 p.m.
MAY			
5	VCU (DH)	ACCNE	12 p.m.
8	Liberty	ACCNE	6 p.m.
10	Georgia Tech	ACCNE	6 p.m.
11	Georgia Tech	ACCNE	1 p.m.
12	Georgia Tech	ACCNE	1 p.m.
14	at Liberty	ESPN+	6 p.m.
16	at Miami	ACCNE	7 p.m.
17	at Miami	ACCNE	5 p.m.
18	at Miami	ACCNE	1 p.m.

# NC CENTRAL (14-17, 6-6 MEAC) DUKE (17-15, 6-9 ACC)

APRIL 9 || DURHAM, N.C. || DURHAM ATHLETIC PARK

### PITCHING MATCHUP

LHP ADAM LASKEY, JR.  
0-0, 12.00 ERA

TBA  
--



### LEADING OFF

After a weekend sweep over Pittsburgh, the Blue Devils look to carry their momentum into this week's matchup. Duke is set for a midweek clash at NC Central, marking the first installment of a home-and-home series between the Blue Devils and Eagles. The first pitch between the two Durham schools is set for 6 p.m. at Durham Athletic Park. Duke owns a perfect 23-0 record in the all-time series over NC Central, including a 3-0 mark in road contests.

### BY THE NUMBERS

**4** The Blue Devils currently rank fourth in the ACC in stolen bases with 41 as team on the season. Junior **Chase Cheek** leads the squad with 13 bases swiped, which places him fourth overall in the conference. Cheek also ranks fourth in stolen bases per game with a mark of 0.42.

**4** Duke ranks fourth in the league in ERA with a mark of 3.77 (121 ER/289.0 IP). Sophomore **Thomas Girard** leads the way for the pitching staff with a mark of 1.64 (4 ER/22.0 IP) across his 13 appearances this season.

**15** Graduate student **Kyle Gallagher** has been swinging a hot bat as of late, registering 15 hits across his last 11 contests. Gallagher has recorded four multi-hit outings in four of his last six starts. The Cornell transfer has doubled his hit-total across the span, after only having 14 hits in his first 21 games played.

**16** Junior **Chase Cheek** enters Tuesday's matchup with a career-long 16-game reached base streak. Cheek is tied for third on the team in hits with 33, while ranking fourth in batting average with a mark of .280 (33-118).

**23** After a 23-game absence due to injury, sophomore **Joey Loperfido** returned to the lineup this past week and came up big in his first ACC series of the season for the Blue Devils. The sophomore infielder provided Duke with the game-winning hits in the final two games of the series against Pittsburgh, and finished the weekend with six hits.

**48** Senior **Kennie Taylor** ranks fourth in the ACC in hits with 48 on the season, just one shy of the league lead. Taylor is averaging 1.50 hits per game, which places him second in the conference. The Tampa, Fla., native ranks third in the ACC in doubles with 15.

**336** The Blue Devil pitching staff has 336 strikeouts this season, averaging 10.5 strikeouts per nine innings. The mark ranks sixth in the nation and first in the ACC. Duke's 336 punchouts rank first the league, while the Blue Devil pitchers rank third in the conference in hits allowed per nine innings with a mark of 7.82 (251 H/289.0 IP)

**600** Duke baseball head coach **Chris Pollard** notched his 600th career win as head coach in Sunday's series finale with Pittsburgh. The Duke skipper also recorded his 200th career win at Duke earlier this season. Pollard owns a 600-478-3 career record, including a 215-160 record during his time at Duke.

### PROBABLE LINEUP

<b>C</b>	Michael Rothenberg	So.	32-31, .239
<b>1B</b>	Chris Crabtree	So.	32-32, .266
<b>2B</b>	Joey Loperfido	So.	9-9, .300
<b>3B</b>	Erikson Nichols	Jr.	32-32, .275
<b>SS</b>	Ethan Murray	Fr.	32-32, .257
<b>LF</b>	Kyle Gallagher	Gr.	32-26, .287
<b>CF</b>	Kennie Taylor	Sr.	32-32, .345
<b>RF</b>	Chase Cheek	Jr.	31-31, .280
<b>DH</b>	Matt Mervis	Jr.	24-18, .328



VS



.258	BA	.273
166	R	202
254	H	307
47	2B	60
5	3B	9
14	HR	23
146	RBI	185
.358	SLG%	.404
181	BB	151
219	SO	294
.387	OB%	.375
41	SB	41
4.98	ERA	3.77
116	BB	151
251	K	336
.951	FLD%	.961

## DUKE vs. NC CENTRAL

### SERIES HISTORY

Series Record (First Meeting).....	23-0 (2008)
Durham, N.C.....	20-0
Durham, N.C.....	3-0
Neutral.....	0-0
Not Available.....	0-0
Under Chris Pollard.....	13-0
Current Streak.....	W23

### LAST NINE MEETINGS

F25	2015	Durham, N.C. (Coombs)	W	12-1
Y3	2015	Durham, N.C. (Coombs)	W	6-1
Y3	2015	Durham, N.C. (Coombs)	W	10-3
A13	2016	Durham, N.C. (DBAP)	W	3-0
A27	2016	Durham, N.C. (DAP)	W	4-2
F21	2017	Durham, N.C. (DAP)	W	14-6
A19	2017	Durham, N.C. (DBAP)	W	8-4
F21	2018	Durham, N.C. (DBAP)	W	8-2
F27	2018	Durham, N.C. (DAP)	W	5-3

LAST TIMES WE MET

### APRIL 19, 2017 (Durham, N.C. || Durham Bulls Athletic Park)

Score By Innings	1	2	3	4	5	6	7	8	9	R	H	E	LOB
NC Central	1	1	0	0	0	0	0	2	0	4	7	3	4
Duke	0	0	0	0	1	5	1	1	X	8	11	2	12

Winning Pitcher: Thomas Crispi || Losing Pitcher: Josh Little || Save: None

### FEBRUARY 21, 2018 (Durham, N.C. || Durham Bulls Athletic Park)

Score By Innings	1	2	3	4	5	6	7	8	9	R	H	E	LOB
NC Central	0	0	1	0	0	1	0	0	0	2	3	4	7
Duke	0	0	0	0	5	0	2	1	X	8	9	1	15

Winning Pitcher: Hunter Davis || Losing Pitcher: Kameron Winburn || Save: None

### FEBRUARY 27, 2018 (Durham, N.C. || Durham Athletic Park)

Score By Innings	1	2	3	4	5	6	7	8	9	R	H	E	LOB
Duke	0	1	2	0	1	0	0	1	0	5	7	0	10
NC Central	1	0	0	0	2	0	0	0	0	3	5	1	4

Winning Pitcher: Matt Mervis || Losing Pitcher: Nick Caregnato || Save: Ethan DeCaster



## QUICK FACTS

### PROGRAM HISTORY

First Year of Program	1889
All-Time Program Record	2,105-1,784-34
Most Victories in a Season	45 (2018)
NCAA Tournament Appearances (Last)	7 (2018)
NCAA Tournament Record	23-17
ACC Tournament Appearances (Last)	36 (2018)
ACC Tournament Record	25-60
ACC Championships	3 (1956, 1957, 1961)
All-ACC Selections	103
All-Americans	12
MLB Draft Selections (Alumni)	75 (42)

### UNIVERSITY INFORMATION

Location	Durham, N.C.
Founded	1838 as Trinity College
Enrollment	6,485
Colors	Duke Blue (PMS 287) & White
Nickname	Blue Devils
Conference (Division)	ACC (Coastal)
President	Dr. Vincent Price
Athletic Director	Dr. Kevin M. White

### STAFF

Head Coach	Chris Pollard
Associate Head Coach	Josh Jordan
Assistant Coach    Hitting	Jason Stein
Assistant Coach    Pitching	Dusty Blake
Director of Operations	Chris Gordon
Athletic Trainer	Aldo Plata

### SPORTS INFORMATION

Baseball Contact	Josh Foster
Office	(919) 684-2668
Cell	(205) 213-5091
Email	joshua.foster@duke.edu

## SERIES HISTORY

Duke and NC Central will meet for the 24th time in program history when the two Durham schools square off in Tuesday's midweek matchup, marking the first of a home-and-home series between the two this season. The Blue Devils are a perfect 23-0 in the all-time series, including a 3-0 mark in away games against the Eagles. Duke and NC Central met twice last season, as the Blue Devils defeated the Eagles, 8-2, in the first matchup of the season at Durham Bulls Athletic Park, before claiming a 5-3 victory over NC Central at Durham Athletic Park to secure the season sweep. Head coach **Chris Pollard** holds a 13-0 career record over NC Central during his time at Duke.

## SCOUTING BOTH TEAMS

DUKE	TEAM LEADERS	NC CENTRAL
Kennie Taylor.....345	<b>AVERAGE</b>	Corey Joyce......371
Kennie Taylor/Chase Cheek..... 25	<b>RUNS</b>	Corey Joyce..... 37
Kennie Taylor..... 48	<b>HITS</b>	Carter Williams..... 41
Kennie Taylor..... 15	<b>DOUBLES</b>	Carter Williams..... 10
Rudy Maxwell..... 3	<b>TRIPLES</b>	Corey Joyce..... 3
Michael Rothenberg/Matt Mervis..... 4	<b>HOME RUNS</b>	Corey Joyce..... 4
Kennie Taylor..... 30	<b>RUNS BATTED IN</b>	Trey Maslin..... 27
Chris Crabtree..... 23	<b>WALKS</b>	Nick Fajardo..... 26
Chase Cheek..... 13	<b>STOLEN BASES</b>	Carter Williams..... 10
Kennie Taylor..... 418	<b>ON-BASE PERCENTAGE</b>	Corey Joyce..... .481
Kennie Taylor..... .532	<b>SLUGGING PERCENTAGE</b>	Corey Joyce..... .581
Bryce Jarvis..... 41.0	<b>INNINGS PITCHED</b>	Chris Kernen..... 47.2
Hunter Davis..... 16	<b>APPEARANCES</b>	Ryan Decker..... 19
Thomas Girard..... 1.64	<b>ERA</b>	Ryan Decker..... 2.08
Ben Gross..... 4	<b>WINS</b>	Ryan Miller/Chris Kernen..... 4
Thomas Girard..... 3	<b>SAVES</b>	Austin Vernon..... 4
Cooper Stinson..... 50	<b>STRIKEOUTS</b>	Ryan Miller..... 50

## TRENDING FOR DUKE

The Blue Devils look to carry their momentum into this week, after notching a series win over Pittsburgh, marking the squad's second weekend sweep of the season. After weather forced the two teams to postpone Friday's series opener and play a doubleheader Saturday, Duke handed the Panthers their first shutout loss of the season in a 2-0 contest in game one of the twinbill. The Blue Devils carried a 5-3 deficit into the bottom of the seventh in game two of the series before rallying for three runs across the final two frames to secure the 6-5 victory and claim the series. Duke clinched the series finale in walk-off fashion, scratching a run across in the bottom of the 10th to tally the 10-9 victory over Pittsburgh and secure the sweep.

## 600 CAREER WINS FOR POLLARD

Duke baseball head coach **Chris Pollard** notched his 600th career win as head coach in Sunday's series finale with Pittsburgh. The Duke skipper also recorded his 200th career win at Duke earlier this season. Pollard owns a 600-478-3 career record, including a 215-160 record during his time at Duke.

## ACC STANDINGS

### ATLANTIC DIVISION

School	ACC	Pct.	Overall	Pct.
NC State	12-3	.800	29-4	.879
Clemson	11-4	.733	24-8	.750
Louisville	10-5	.667	24-8	.750
Florida State	7-8	.467	19-12	.613
Wake Forest	7-8	.467	18-15	.545
Notre Dame	7-8	.467	12-17	.414
Boston College	6-9	.400	15-17	.469

### COASTAL DIVISION

School	ACC	Pct.	Overall	Pct.
Georgia Tech	9-6	.600	22-10	.688
North Carolina	8-7	.533	23-9	.719
Virginia	8-7	.533	19-13	.594
Miami	7-8	.467	20-12	.625
<b>Duke</b>	<b>6-9</b>	<b>.400</b>	<b>17-15</b>	<b>.531</b>
Virginia Tech	5-10	.333	18-14	.562
Pitt	2-13	.133	8-22	.267

## PLAYER RANKINGS

### BASEBALL AMERICA

#### 2019 TOP 50 COLLEGE PROSPECTS

4 Graeme Stinson LHP

### BASEBALL AMERICA

#### 2019 TOP 200 MLB DRAFT PROSPECTS

9 Graeme Stinson LHP

61 Adam Laskey LHP

### DIBASEBALL TOP 350 COLLEGE

#### PROSPECTS

4 Graeme Stinson LHP

32 Adam Laskey LHP

135 Bryce Jarvis RHP

### DIBASEBALL TOP ACC PROSPECTS

#### 2019 DRAFT

1 Graeme Stinson LHP

5 Adam Laskey LHP

26 Bryce Jarvis RHP

48 Kennie Taylor OF

### DIBASEBALL TOP ACC PROSPECT

#### 2020 DRAFT

4 Michael Rothenberg C

9 Joey Loperfido INF

40 Matt Mervis RHP/INF

### DIBASEBALL ACC IMPACT FRESHMEN

4 Cooper Stinson RHP

31 Jack Carey RHP

38 Ethan Murray RHP/INF

### MLB PIPELINE

#### TOP 50 MLB DRAFT PROSPECTS

9 Graeme Stinson LHP

### PERFECT GAME

#### TOP 300 PROSPECTS, 2019 DRAFT

6 Graeme Stinson LHP

94 Adam Laskey LHP

### PERFECT GAME

#### TOP 100 COLLEGE PROSPECTS

#### 2019 DRAFT

4 Graeme Stinson LHP

50 Adam Laskey LHP

### PERFECT GAME

#### 2019 TOP 100 COLLEGE JUNIORS

3 Graeme Stinson LHP

48 Adam Laskey


### PERFECT GAME

#### 2019 TOP 100 COLLEGE SOPHOMORES

32 Michael Rothenberg C

## DURHAM BULLS ATHLETIC PARK

409 BLACKWELL STREET, DURHAM, NC 27701




Opened	1995
Surface	Grass
Capacity	10,000
Dimensions	305-LF, 371-LC, 400-CF 373-RC, 327-RF

On October 2, 2015, Duke renewed its agreement with the Durham Bulls to play home games at the Durham Bulls Athletic Park (DBAP), home of the Triple-A affiliate of the Tampa Bay Rays. Beginning in 2016, the contract renewal is a seven-year agreement that allows Duke to play up to 36 exhibition and home games at the DBAP each year. The agreement also called for a limited number of Duke practices at the DBAP as well as a new permanent Duke locker room and clubhouse at the facility. Duke and the Durham Bulls began their partnership prior to the Blue Devils' 2010 season. The 2019 campaign marks the 10th consecutive season in which Duke will play home games at the DBAP. Under the new agreement, the Blue Devils will play the vast majority of their home schedule at the minor league venue.

## JACK COOMBS FIELD

101 WHITFORD DRIVE., DURHAM, NC 27708



Opened	1931
Surface	Turf
Capacity	2,000
Dimensions	325-LF, 370-LC, 400-CF, 380-RC, 335-RF

Jack Coombs Field is Blue Devils' the on-campus home field, located up the hill from Cameron Indoor Stadium. Duke's home stadium since 1931, Coombs underwent significant renovations over the past several years, including the installation of state-of-the-art synthetic AstroTurf in 2011. The Blue Devils are scheduled to play five games in 2019 at Coombs, including a three-game ACC series against Virginia Tech as well as a doubleheader versus VCU.

## WELCOME BACK JOEY

After a 23-game absence due to injury, sophomore **Joey Loperfido** returned to the lineup this past week and came up big in his first ACC series of the season for the Blue Devils. The sophomore infielder provided Duke with the game-winning hits in the final two games of the series against Pittsburgh. Loperfido finished with four hits in game two of the series, including the go-ahead home run in the bottom of the eighth to help Duke to a comeback victory. The sophomore's two-run shot marked his first long ball of the season, and put the Blue Devils ahead 6-5, securing the series-clinching win. Loperfido came up clutch once again in the series finale, sending a single through the right side to plate the winning run and walk it off for the Blue Devils in the bottom of the 10th to clinch the sweep. The Blue Devil second baseman was named the Duke Student-Athlete of the Week for his performance.

## WELCOME TO K-VILLE

The Blue Devil pitching staff has been impressive this season, recording 336 strikeouts to lead the ACC, while ranking fifth in the nation. The Blue Devils are sixth in the country in strikeouts per nine innings with 10.5, while also leading the league in that category. Eight different Duke pitchers have recorded 20+ strikeouts this season to contribute to the team's totals. Freshman **Cooper Stinson** leads the way with 50 strikeouts, while sophomore **Bryce Jarvis** is second with 48 punchouts. Duke is on pace to record 567 strikeouts this season, which would set a school single-season record. The current record is 501, which was set in 2014.

## ON DECK FOR DUKE

Following the midweek contest with the Eagles, the Blue Devils are set for a weekend home series against Virginia Tech at Jack Coombs Field. The Blue Devils and the Hokies are slated for a 6 p.m. first pitch in Friday's series opener, while Saturday's and Sunday's games are both scheduled for 1 p.m. starts at Coombs.

## MISCELLANEOUS RECORDS

### DUKE'S RECORD WHEN

Game 1 of Weekend Series.....	5-3
Game 2 of Weekend Series.....	4-4
Game 3 of Weekend Series.....	4-4
Midweek Games.....	4-4
Starter Receives Decision.....	9-5
Bullpen Receives Decision.....	8-10
Starter Throws ≥5 Innings.....	7-7
Starter Throws <5 Innings.....	10-8

## BLUE DEVILS IN THE POLLS

Week	BA	CB	D1	NCBWA	PG	USAT
Preseason	22	20	NR	25	31	RV
2/18/2018	22	20	NR	25	NR	RV
2/25/2018	22	21	NR	25	NR	RV
3/4/2018	22	22	NR	25	NR	RV
3/11/2018	24	NR	NR	NR	NR	RV
3/18/18	NR	NR	NR	NR	NR	RV
3/25/18	NR	NR	NR	NR	NR	RV
4/1/18	NR	NR	NR	NR	NR	NR
4/8/18	NR	NR	NR	NR	NR	NR
4/15/18	--	--	--	--	--	--
4/22/18	--	--	--	--	--	--
4/29/18	--	--	--	--	--	--
5/6/18	--	--	--	--	--	--
5/13/18	--	--	--	--	--	--

# 2019 SINGLE GAME HIGHS

## DUKE

Runs, Game	23 vs. Northwestern (2/23 - Game 2)
Runs, Inning	12, 3rd inning vs. Northwestern (2/23 - Game 2)
Hits, Game	18 vs. Northwestern (2/23 - Game 2)
Hits, Inning	9, 3rd inning vs. Northwestern (2/23 - Game 2)
Doubles	6 vs. Louisville (3/15)
Triples	3 vs. Northwestern (2/23 - Game 2)
Home Runs	3, twice, last vs. Wake Forest (3/22)
Extra-Base Hits	9 vs. Northwestern (2/24)
Stolen Bases	9 vs. Penn (3/5)
Left on Base	15 at North Carolina (3/31)
Errors (Committed By)	4 vs. Louisville (3/16)
Strikeouts	16 vs. Northwestern (2/23 - Game 1)
Walks	11 vs. Penn State (3/1)
Double Plays (Hit Into)	3 vs. Wake Forest (3/20)
Triple Plays (Hit Into)	N/A

## OPPONENTS

Runs, Game	16 by North Carolina (3/31)
Runs, Inning	8 by North Carolina, 7th inning (3/31)
Hits, Game	17, twice, last by Wake Forest (3/23)
Hits, Inning	4, twice, last by Campbell, 6th inning (3/9)
Doubles	5, by Campbell (3/23)
Triples	1, 4 times, last by Virginia (3/9)
Home Runs	3 by Penn State (3/2)
Extra-Base Hits	9 vs. Northwestern (2/24)
Stolen Bases	3 by Penn State (3/3)
Left on Base	16 by Wake Forest (3/24)
Errors (Committed By)	4 by Penn State (3/1)
Strikeouts	18 by Lehigh (2/15)
Walks	10 by Northwestern (2/23 - Game 1)
Double Plays (Hit Into)	3 by Penn State (3/3)
Triple Plays (Hit Into)	N/A

## INDIVIDUAL BATTING

Longest Hitting Streak	15 games, twice, last by Erikson Nichols (3/2-3/24)
Runs	3, 5 times, last by Chris Crabtree at Virginia (3/10 - Game 2)
Hits	4, twice, last by Matt Mervis vs. Pittsburgh (4/7)
Doubles	2, 6 times, last by Kennie Taylor vs. Pittsburgh (4/6 - Game 2)
Triples	1, 9 times, last by Chase Cheek vs. Pittsburgh (4/6 - Game 2)
Home Runs	2, Kennie Taylor vs. Penn State (3/3)
Inside-the-Park Home Run	N/A
Consecutive Games with a Home Run	2, Michael Rothenberg (2/24-2/26)
Runs Batted In	6, Kennie Taylor vs. Penn State (3/3)
Stolen Bases	2, 6 times, last by Chase Cheek at Davidson (3/26)
Strikeouts	4, Rudy Maxwell vs. Lehigh (2/15)
Walks	3, twice, last by Michael Rothenberg vs. Campbell (3/20)

## INDIVIDUAL PITCHING

Innings Pitched, Starter	7.0, 3 times, last by Ben Gross vs. Pittsburgh (4/6 - Game 1)
Innings Pitched, Reliever	3.2, Thomas Girard vs. Wake Forest (3/24)
Strikeouts	10, twice, last by Ben Gross vs. Pittsburgh (4/6 - Game 1)
Walks	5, Bryce Jarvis vs. Northwestern (2/23 - Game 2)
Fewest Hits Allowed, Starter (5.0+ IP)	0, Graeme Stinson vs. Penn State (3/1)
Consecutive Scoreless IP, Starter	12.0, Graeme Stinson (2/15-3/1)
Consecutive Scoreless IP, Reliever	7.0, Hunter Davis (3/5-3/12)
Consecutive Scoreless Relief Appearances	3, Hunter Davis (3/5-3/12)
Consecutive Saves Converted	3, Thomas Girard (2/26-current)
Longest Winning Streak, Starter	2, twice, last by Bryce Jarvis (2/16-current)

## STARTS BY POSITION

<b>Pitcher:</b>	G. Stinson (5), Jarvis (7), C. Stinson (8), Chillari (8), Gross (4)
<b>Catcher:</b>	Rothenberg (25), Maxwell (7)
<b>First Base:</b>	Crabtree (32)
<b>Second Base:</b>	Loperfido (9), Wardwell (7), Hoyle (2), Nichols (14)
<b>Third Base:</b>	Nichols (18), Mervis (14)
<b>Shortstop:</b>	Murray (32)
<b>Left Field:</b>	Gallagher (26), Schreck (6)
<b>Center Field:</b>	Taylor (32)
<b>Right Field:</b>	Cheek (31), Schreck (1)
<b>Designated Hitter:</b>	Maxwell (21), Rothenberg (6), Stinebiser (1), Mervis (4)

## BLUE DEVILS AT A GLANCE

Overall Record	17-15
Current Streak	Won 3
Series Record	6-4-1
Home	12-9
Road	3-5
Neutral	2-1
Day/Night	14-9/3-6
vs. Top-25 Teams	1-7
In February	7-1
In March	7-13
In April	3-1
In May	0-0
In June	0-0
vs. RHS/LHS	14-9/3-6
Duke Scores First	14-4
Comeback Wins	7
Losses After Leading	6
Extra Innings	2-2
One-Run Games	5-8
Two-Run Games	2-3
Leading After 6/7/8	14-3/15-0/16-0
Trailing After 6/7/8	3-5/2-6/0-12
Duke Out-Hits Opponent	15-4
Opponent Out-Hits Duke	2-9
Two Teams Match on Hits	0-2

## TEAM MISCELLANEOUS

Most Games Over .500	7, twice, last 3/12
Most Games Under .500	1 (4/3)
Longest Winning Streak	6 games (2/15-2/23)
Longest Losing Streak	4 games, twice, last 3/29-current
Largest Margin of Victory	15 vs. Northwestern (2/23 - Game 2)
Largest Margin of Defeat	10 at North Carolina (3/31)
Fewest Hits, Game	2 vs. North Carolina (3/29)
Fewest Hits Allowed, Game	0 vs. Penn State (3/1)



# CHRIS POLLARD

HEAD COACH  
SEVENTH SEASON AT DUKE

# 14

**Chris Pollard** became Duke University's 25th head baseball coach in June 2012, taking the reigns of the Blue Devil program after successful stints at Pfeiffer University and Appalachian State University. In addition to guiding the Blue Devils to five straight 30-win seasons, Pollard led Duke to an at-large bid to the 2016 NCAA Tournament, ending the program's 55-year drought without making the postseason event. Pollard became the fastest Duke head coach to reach 100 wins with the Blue Devils, recording his 100th victory at Duke March 15, 2016 against Maryland Eastern Shore. During Pollard's tenure, 19 Blue Devils have been selected in the Major League Baseball Draft.

## RECORDS

Career	600-478-3
At Duke	215-160
ACC	85-107
ACC Tournament	4-5
NCAA Tournament	7-7

## EDUCATION

B.A. Psychology	Davidson '96
M.S. Physical Education	Mississippi St. '04

## EXPERIENCE

Duke University (2013-Present)	Head Coach
Appalachian State (2005-12)	Head Coach
Pfeiffer University (2000-04)	Head Coach
Davidson College (1996-99)	Assistant Coach

## ACCOMPLISHMENTS

NCAA Tournaments (4)	2004, 2012, 2016, 2018
Conference Championships (2)	2004, 2012
Conference Coach of the Year (2)	2004, 2012

## YEAR-BY-YEAR

Year	School	Record	%	Conference	Record	%	Finish
2000	Pfeiffer	20-28	.417	Conference Carolinas	10-15	.400	8th
2001	Pfeiffer	21-26	.447	Conference Carolinas	11-12	.478	6th
2002	Pfeiffer	26-23-1	.530	Conference Carolinas	11-14	.440	8th
2003	Pfeiffer	33-17	.660	Conference Carolinas	16-10	.615	3rd
2004	Pfeiffer	41-14	.745	Conference Carolinas	18-6	.750	1st
2005	Appalachian State	10-42	.192	Southern Conference	5-24	.172	11th
2006	Appalachian State	24-31-1	.438	Southern Conference	9-18	.333	8th
2007	Appalachian State	33-26	.559	Southern Conference	14-13	.519	4th
2008	Appalachian State	32-27	.542	Southern Conference	14-13	.519	6th
2009	Appalachian State	33-21	.611	Southern Conference	15-13	.536	6th
2010	Appalachian State	38-18	.675	Southern Conference	14-14-1	.500	7th
2011	Appalachian State	33-27	.550	Southern Conference	15-15	.500	6th
2012	Appalachian State	41-18	.695	Southern Conference	21-9	.700	t-1st
2013	Duke	26-29	.473	Atlantic Coast Conference	9-21	.300	11th
2014	Duke	33-25	.541	Atlantic Coast Conference	16-14	.533	4th
2015	Duke	31-22	.585	Atlantic Coast Conference	10-19	.345	t-12th
2016	Duke	33-24	.579	Atlantic Coast Conference	14-16	.467	7th
2017	Duke	30-28	.517	Atlantic Coast Conference	12-18	.400	9th
2018	Duke	45-18	.714	Atlantic Coast Conference	18-11	.621	4th
2019	Duke	17-15	.531	Atlantic Coast Conference	6-9	.400	--

## CHRIS POLLARD VS. ALL OPPONENTS

School	Duke	Total	School	Duke	Total
Akron	1-0	3-0	Georgia	2-0	2-0
Alabama	0-0	0-3	Georgia Southern	0-0	10-18
Albany	0-0	0-3	<b>Georgia Tech</b>	<b>9-10</b>	<b>9-10</b>
Army West Point	2-1	4-1	Gonzaga	0-2	0-2
Auburn	0-0	1-2	Hartford	1-0	1-0
Binghamton	2-1	2-1	High Point	2-0	11-2
<b>Boston College</b>	<b>4-5</b>	<b>4-5</b>	Indiana	0-0	0-0
Bryant	1-0	1-0	Iona	1-0	1-0
Buffalo	0-0	1-1	Jacksonville State	0-0	5-1
Bucknell	6-0	6-0	Kentucky	0-0	0-1
California	4-2	4-2	LaSalle	1-0	3-0
<b>Campbell</b>	<b>6-4</b>	<b>7-5</b>	<b>Lehigh</b>	<b>3-0</b>	<b>3-0</b>
Canisius	0-0	5-3	<b>Liberty</b>	<b>6-5</b>	<b>6-5</b>
Charleston Southern	0-0	0-1	<b>Louisville</b>	<b>2-8</b>	<b>2-8</b>
Charlotte	1-0	3-1-1	Longwood	5-1	10-2
The Citadel	0-0	10-16	LSU	0-0	2-1
<b>Clemson</b>	<b>3-6</b>	<b>3-6</b>	Marist	0-0	1-0
Coastal Carolina	1-1	1-1	Marshall	1-0	1-0
College of Charleston	0-0	7-20	Maryland	1-2	1-2
Columbia	2-0	4-0	<b>Miami (Fla.)</b>	<b>6-13</b>	<b>7-14</b>
Coppin State	0-0	3-0	Mount St. Mary's	1-0	1-0
Cornell	3-0	5-1	NC State	4-8	5-11
<b>Davidson</b>	<b>7-1</b>	<b>25-7</b>	Niagara	0-0	3-0
Dayton	0-0	3-0	Norfolk State	2-0	2-0
Delaware State	1-0	1-0	<b>North Carolina</b>	<b>6-12</b>	<b>6-18</b>
<b>East Carolina</b>	<b>1-6</b>	<b>1-6</b>	North Carolina A&T	2-0	18-3
East Tennessee State	0-0	5-9	<b>North Carolina Central</b>	<b>13-0</b>	<b>14-0</b>
Elon	0-0	4-21	<b>Northwestern</b>	<b>2-1</b>	<b>2-1</b>
Fairleigh Dickinson	0-0	2-1	Notre Dame	4-2	4-2
Florida	1-2	1-2	Oakland	0-0	3-0
Florida State	5-6	5-11	Ohio State	1-0	1-0
Furman	0-1	20-11	Oklahoma	0-0	1-2
Gardner-Webb	4-0	14-7			
George Mason	0-0	0-2			

# ASSISTANT COACHES



12

**JOSH JORDAN**

Associate Head Coach



11

**JASON STEIN**

Assistant Coach // Hitting



39

**DUSTY BLAKE**

Assistant Coach // Pitching



# 2019 ROSTER

CATCHERS: 5 // INFELDERS: 9 // OUTFIELDERS: 7  
RHP: 14 // LHP: 7

## PRONUNCIATION GUIDE

Bill Chillari	chill-air-ee
Chris Dutra	dew-tra
Thomas Girard	jer-rard
Cameron Kovachik	koh-vah-chick
Joey Loperfido	low-per-fee-doh
Jason Stein	steen
Graeme Stinson	graham
Matt Stinebiser	sinte-buy-sir
Aaron Therien	thayer-ee-un
Jake Topolski	tah-pole-ski

## SUPPORT STAFF

Brad Amersbach	Academic Coordinator
Brad Berndt	Baseball Administrator
Anthony Davis	Equipment Manager
Brittany Del Barba	Digital Video Assistant
Chris Edwards	Play-by-Play Announcer
Josh Foster	Sports Information
Chris Gordon	Director of Operations
Matt Hess	Game Operations
Tony Ledwell	Marketing
Joe Manhertz	Iron Dukes Major Gifts
Brittney Morrison	Ticket Operations
Dan Perlmutter	Strength & Conditioning Coach
Aldo Plata	Athletic Trainer
Sterling Truitt	Live Video Assistant
De'Ana Tyler	Duke Dukes Annual Fund

## PLAYERS

#	Name	B/T	Pos.	Ht.	Wt.	Cl.	Hometown (Previous School)
1	Ethan Murray	R/R	RHP/INF	5-11	180	Fr.	Crozet, Va. (The Miller School)
2	Cooper Stinson	R/R	RHP	6-6	245	Fr.	Norcross, Ga. (Norcross)
3	Chris Crabtree	L/L	INF	6-4	220	So.	Bahama, N.C. (Riverside)
4	Wil Hoyle	S/R	INF	5-9	160	So.	Durham, N.C. (Jordan)
5	Jake Swartz	L/R	OF	6-0	175	Fr.	Florence, S.C. (Trinity Burns)
6	Jimmy Loper	R/R	RHP	6-2	210	Fr.	Chesapeake, Va. (Hickory)
7	Chris Dutra	R/R	C	5-11	210	Jr.	New Rochelle, N.Y. (Iona Prep)
8	Thomas Girard	R/R	RHP	5-11	170	So.	Simsbury, Conn. (Avon Old Farms)
9	Damon Lux	R/R	OF	6-1	190	Fr.	Shelbyville, Ind. (Shelbyville)
10	Matt Stinebiser	L/R	C	6-1	185	Fr.	Northville, Mich. (Detroit Catholic Central)
13	Oliver McCarthy	L/L	LHP	6-3	205	Fr.	Brooklyn, N.Y. (Poly Prep)
15	Kennie Taylor	R/R	OF	5-11	170	Sr.	Tampa, Fla. (Jesuit)
16	Aaron Beasley	L/L	LHP/INF	6-3	225	Fr.	Durham, N.C. (Voyager Academy)
17	Matt Dockman	L/L	LHP	6-4	210	So.	Hilliard, Ohio (Watterson)
18	Aaron Therien	S/R	C	6-1	195	Sr.	Durham, N.C. (Durham Academy)
19	Al Pesto	R/R	RHP	6-3	210	Sr.	Savannah, Ga. (Benedictine Military)
20	Matt Mervis	L/R	INF/RHP	6-4	225	Jr.	North Bethesda, Md. (Georgetown Prep)
22	Jake Topolski	R/R	INF	6-0	195	Fr.	Medford, N.J. (Lenape)
23	Kyle Gallagher	R/R	OF	6-4	225	Gr.	Endwell, N.Y. (Maine-Endwell/Cornell)
25	Eli Herrick	L/R	RHP	6-2	200	Jr.	Auburn, Wash. (Puyallup/Bellevue College)
26	Rudy Maxwell	R/R	C	6-4	225	Fr.	Brentwood, Tenn. (Ensworth)
27	Bill Chillari	L/L	LHP	6-2	215	Jr.	Newport, N.J. (St. Augustine Prep)
28	Bryce Jarvis	L/R	RHP/INF	6-2	170	So.	Franklin, Tenn. (Brentwood Academy)
29	Coleman Williams	R/R	RHP	6-4	215	Jr.	Atlanta, Ga. (Marist)
30	Kyle Salley	L/L	LHP/OF	5-9	180	Fr.	Flossmoor, Ill. (Homewood-Flossmoor)
31	Graeme Stinson	L/L	LHP	6-5	250	Jr.	Norcross, Ga. (Norcross)
32	Jack Carey	R/R	RHP	6-0	185	Fr.	Summit, N.J. (St. Peter's Prep)
33	Adam Laskey	R/L	LHP	6-3	205	Jr.	Barrington, N.J. (Haddon Heights)
34	Steve Mann	R/R	OF	6-0	195	So.	Farmington Hills, Mich. (Detroit County Day)
35	Ben Gross	R/R	RHP	6-1	210	Gr.	Cranbury, N.J. (Princeton/Princeton)
36	Joey Loperfido	L/R	INF	6-4	195	So.	Haddonfield, N.J. (Haddonfield Memorial)
37	Josh Nifong	L/R	RHP	6-7	225	So.	High Point, N.C. (High Point Christian Academy)
38	Michael Rothenberg	S/R	C	6-3	210	So.	Boca Raton, N.C. (Pine Crest)
40	RJ Schreck	L/R	OF	6-1	185	Fr.	Los Angeles, Calif. (Harvard-Westlake)
41	Hunter Davis	R/R	RHP	6-4	205	Sr.	Atlanta, Ga. (The Westminster Schools)
42	Erikson Nichols	R/R	INF	6-4	200	Jr.	Oradell, N.J. (Bergen Catholic)
43	Chase Cheek	L/L	OF	6-1	180	Jr.	Orlando, Fla. (Dr. Phillips)
50	Tyler Wardwell	S/R	INF	6-2	185	So.	Cincinnati, Ohio (La Salle)

## COACHES

14	Chris Pollard	Head Coach	Davidson ('96)
12	Josh Jordan	Associate Head Coach // Recruiting Coordinator	Catawba ('02)
11	Jason Stein	Assistant Coach // Hitting Coach	Eastern Kentucky ('97)
39	Dusty Blake	Assistant Coach // Pitching Coach	Appalachian State ('03)





# TV

# ROSTER




**1**  
**ETHAN MURRAY**  
RHP/INF • Fr. • Crozet, Va.



**2**  
**COOPER STINSON**  
RHP • Fr. • Norcross, Ga.



**3**  
**CHRIS CRABTREE**  
INF • So. • Bahama, N.C.



**4**  
**WIL HOYLE**  
INF • So. • Durham, N.C.



**5**  
**JAKE SWARTZ**  
OF • Fr. • Florence, S.C.



**6**  
**JIMMY LOPER**  
RHP • Fr. • Chesapeake, Va.



**7**  
**CHRIS DUTRA**  
C • Jr. • New Rochelle, N.Y.



**8**  
**THOMAS GIRARD**  
RHP • So. • Simsbury, Conn.



**9**  
**DAMON LUX**  
OF • Fr. • Shelbyville, Ind.



**10**  
**MATT STINEBISER**  
C • Fr. • Northville, Mich.



**13**  
**OLIVER MCCARTHY**  
LHP • Fr. • Brooklyn, N.Y.



**15**  
**KENNIE TAYLOR**  
OF • Sr. • Tampa, Fla.



**16**  
**AARON BEASLEY**  
LHP/INF • Fr. • Durham, N.C.



**17**  
**MATT DOCKMAN**  
LHP • So. • Hilliard, Ohio



**18**  
**AARON THERIEN**  
LHP • Sr. • Durham, N.C.



**19**  
**AL PESTO**  
RHP • Sr. • Savannah, Ga.



**20**  
**MATT MERVIS**  
INF/RHP • Jr. • Potomac, Md.



**22**  
**JAKE TOPOLSKI**  
INF • Fr. • Medford, N.J.



**23**  
**KYLE GALLAGHER**  
OF • Gr. • Endwell, N.Y.



**25**  
**ELI HERRICK**  
RHP • Jr. • Auburn, Wash.



**26**  
**RUDY MAXWELL**  
C • Fr. • Brentwood, Tenn.



**27**  
**BILL CHILLARI**  
LHP • Jr. • Newport, N.J.



**28**  
**BYRCE JARVIS**  
RHP/INF • So. • Franklin, Tenn.



**29**  
**COLEMAN WILLIAMS**  
RHP • Jr. • Atlanta, Ga.



**30**  
**KYLE SALLEY**  
LHP/OF • So. • Flossmoor, Ill.



**31**  
**GRAEME STINSON**  
LHP • Jr. • Norcross, Ga.



**32**  
**JACK CAREY**  
RHP • Fr. • Summit, N.J.



**33**  
**ADAM LASKEY**  
LHP • Jr. • Barrington, N.J.



**34**  
**STEVE MANN**  
OF • So. • Farmington Hills, Mich.



**35**  
**BEN GROSS**  
RHP • Gr. • Cranbury, N.J.



**36**  
**JOEY LOPERFIDO**  
INF • So. • Haddonfield, N.J.



**37**  
**JOSH NIFONG**  
RHP • So. • High Point, N.C.



**38**  
**MICHAEL ROTHENBERG**  
C • So. • Boca Raton, Fla.



**40**  
**RJ SCHRECK**  
OF • Fr. • Los Angeles, Calif.



**41**  
**HUNTER DAVIS**  
RHP • Sr. • Atlanta, Ga.



**42**  
**ERIKSON NICHOLS**  
INF • Jr. • Oradell, N.J.



**43**  
**CHASE CHEEK**  
OF • Jr. • Orlando, Fla.



**50**  
**TYLER WARDWELL**  
INF • So. • Cincinnati, Ohio



# MAJOR LEAGUE History

## MLB DRAFT SELECTIONS

# denotes player returned to Duke | ! denotes January secondary draft

Year	Name	Pos.	Organization	Rd.	Overall	Year	Name	Pos.	Organization	Rd.	Overall
2018	Griffin Conine	OF	Toronto Blue Jays	2nd	52	1994	Sean McNally	3B	Kansas City Royals	16th	443
2018	Jimmy Herron	OF	Chicago Cubs	3rd	98	1994	Scott Pinoni	1B	Kansas City Royals	20th	555
2018	Chris Proctor	C	Detroit Tigers	13th	375	1992	Mike Kotarski	LHP	Colorado Rockies	20th	571
2018	Zack Kone	SS	Pittsburgh Pirates	13th	384	1992	Quinton McCracken	2B	Colorado Rockies	25th	771
2018	Ethan DeCaster	RHP	Detroit Tigers	18th	525	1991	John Courtright	LHP	Cincinnati Reds	8th	224
2018	Jack Labosky	RHP	Tampa Bay Rays	22nd	660	1990	Tim Rumer	LHP	New York Yankees	8th	213
2018	Mitch Stallings	LHP	Atlanta Braves	30th	892	1990	Tim Roberts	LHP	Seattle Mariners	75th	1,445
2017	Justin Bellinger	1B	Cincinnati Reds	22nd	647	1989	Mike Trombley	RHP	Minnesota Twins	14th	371
2017	James Ziemba	LHP	Los Angeles Angels	22nd	655	1988	John Furch	1B	Chicago White Sox	23rd	587
2017	Jimmy Herron #	OF	New York Yankees	31st	932	1984	Ron Blanco	2B	Chicago Cubs	24th	599
2016	Bailey Clark	RHP	Chicago Cubs	5th	164	1984	Tommy Decker	C	Cleveland Indians	41st	812
2016	James Ziemba #	LHP	Philadelphia Phillies	37th	1,097	1983	Todd Lamb	RHP	Atlanta Braves	10th	256
2016	Brian McAfee	RHP	Tampa Bay Rays	38th	1,140	1982	Tom Brassil	SS	San Diego Padres	6th	135
2015	Michael Matuella	RHP	Texas Rangers	3rd	78	1981	Tom Brassil #	SS	Detroit Tigers	15th	380
2015	Sarkis Ohanian	RHP	Cincinnati Reds	9th	265	1980	Kevin Rigby	2B	Atlanta Braves	14th	341
2015	Kenny Koplove	RHP	Philadelphia Phillies	17th	504	1979	Larry Doby	OF	Chicago White Sox	34th	811
2015	Andrew Istler	RHP	Los Angeles Dodgers	23rd	702	1976	Steve Kesses !	OF	New York Mets	1st	16
2015	James Marvel	RHP	Pittsburgh Pirates	36th	1,087	1972	Brian Bochow	SS	Pittsburgh Pirates	32nd	699
2014	Drew Van Orden	RHP	Washington Nationals	5th	154	1971	Alan Schwartz	P	Cincinnati Reds	3rd	5
2014	Jordan Betts	3B	Boston Red Sox	18th	554						
2014	Robert Huber	RHP	Oakland Athletics	26th	792						
2012	Marcus Stroman	RHP	Toronto Blue Jays	1st	22						
2011	Dennis O'Grady	RHP	San Diego Padres	34th	1,043						
2010	Jake Lemmerman	SS	Los Angeles Dodgers	5th	172						
2010	Chris Manno	LHP	Washington Nationals	26th	776						
2010	Jeremy Gould	LHP	New York Mets	28th	842						
2010	Michael Ness	RHP	Houston Astros	33rd	993						
2009	Nate Freiman	1B	San Diego Padres	8th	234						
2009	Andrew Wolcott	RHP	Arizona Diamondbacks	17th	516						
2009	Matt Williams	C	Chicago Cubs	18th	560						
2009	Alex Hassan	RHP/OF	Boston Red Sox	20th	618						
2009	Chris Manno #	LHP	Washington Nationals	38th	1,132						
2009	Tim Sherlock	OF	Arizona Diamondbacks	40th	1,206						
2009	Michael Ness #	RHP	San Francisco Giants	47th	1,407						
2008	Nate Freiman #	1B	Texas Rangers	28th	843						
2007	Jimmy Gallagher	OF	Chicago White Sox	7th	239						
2007	Brett Bartles	INF	Cincinnati Reds	30th	919						
2007	Tony Bajoczyk	RHP	Boston Red Sox	34th	1,041						
2004	Tim Layden	LHP/INF	Chicago Cubs	6th	186						
2004	Zach Schreiber	RHP	Atlanta Braves	16th	491						
2003	Brian Patrick	OF	Toronto Blue Jays	25th	740						
2002	Larry Broadway	1B	Montreal Expos	3rd	77						
2002	Kevin Kelly	INF	San Francisco Giants	5th	157						
2001	J.D. Alleva	INF	Kansas City Royals	24th	715						
1999	Vaughn Schill	SS	Seattle Mariners	4th	125						
1999	Chris Capuano	LHP	Arizona Diamondbacks	8th	238						
1999	Stephen Cowie	RHP	Seattle Mariners	9th	287						
1998	Jeff Becker	INF	Milwaukee Brewers	20th	596						
1998	Gregg Maluchinuk	C	Atlanta Braves	20th	611						
1997	Richard Dishman	RHP	Atlanta Braves	23rd	712						
1996	Scott Schoeneweis	LHP	California Angels	3rd	85						
1996	David Darwin	LHP	Detroit Tigers	26th	761						
1996	Richard Dishman #	RHP	San Francisco Giants	46th	1,345						
1996	Mike King	OF	Tampa Bay Devil Rays	62nd	1,613						
1995	Ray Farmer	OF	Seattle Mariners	61st	1,522						
1994	Ryan Jackson	LHP/OF	Florida Marlins	7th	180						

### DRAFT PICKS BY POSITION

POSITION	#
RHP	24
LHP	14
C	5
1B	6
2B	3
3B	4
SS	7
OF	12

### DRAFT PICKS BY ROUND

ROUND	#
1-5	13
6-10	11
11-15	5
16-20	11
21-25	10
26-30	7
31-35	6
36-40	5

### DRAFT PICKS BY ORGANIZATION

AMERICAN LEAGUE		NATIONAL LEAGUE	
ORGANIZATION	#	ORGANIZATION	#
Baltimore Orioles	0	Arizona Diamondbacks	3
Boston Red Sox	3	Atlanta Braves	6
Chicago White Sox	3	Chicago Cubs	5
Cleveland Indians	1	Cincinnati Reds	5
Detroit Tigers	4	Colorado Rockies	2
Houston Astros	1	Los Angeles Dodgers	2
Kansas City Royals	3	Miami Marlins	1
Los Angeles Angels	2	Milwaukee Brewers	1
Minnesota Twins	1	New York Mets	2
New York Yankees	2	Philadelphia Phillies	2
Oakland Athletics	1	Pittsburgh Pirates	3
Seattle Mariners	4	San Diego Padres	3
Tampa Bay Rays	3	San Francisco Giants	3
Texas Rangers	2	St. Louis Cardinals	0
Toronto Blue Jays	3	Washington Nationals	3





**2019 Duke Baseball  
Overall Statistics for Duke (as of Apr 08, 2019)  
(All games Sorted by Batting avg)**



Record: 17-15 Home: 12-9 Away: 3-5 Neutral: 2-1 Conference: 6-9

Player	avg	gp-gs	ab	r	h	2b	3b	hr	rbi	tb	slg%	bb	hp	so	gdp	ob%	sf	sh	sb-att	po	a	e	fld%	
15 Kennie Taylor	.345	32-32	139	25	48	15	1	3	30	74	.532	10	8	26	3	.418	1	0	7-8	78	0	0	1.000	
23 Kyle Gallagher	.287	32-26	101	18	29	5	0	3	15	43	.426	11	0	26	2	.348	3	0	1-1	33	1	0	1.000	
26 Rudy Maxwell	.284	28-28	109	20	31	8	3	2	14	51	.468	8	5	25	4	.361	0	1	2-2	64	6	1	.986	
43 Chase Cheek	.280	31-31	118	25	33	7	2	1	14	47	.398	15	3	23	2	.375	0	2	13-15	68	1	1	.986	
42 Erikson Nichols	.275	32-32	131	15	36	6	0	0	22	42	.321	9	2	37	2	.324	3	1	1-2	29	51	2	.976	
3 Chris Crabtree	.266	32-32	124	24	33	8	1	2	16	49	.395	23	4	42	1	.390	3	0	5-6	204	16	9	.961	
1 Ethan Murray	.257	32-32	109	24	28	1	2	3	23	42	.385	20	3	32	0	.383	1	2	5-6	48	62	4	.965	
38 Michael Rothenberg	.239	32-31	117	22	28	4	0	4	23	44	.376	17	5	26	1	.355	2	2	2-2	244	19	7	.974	
-----																								
10 Matt Stinebiser	.333	12-1	9	0	3	0	0	0	2	3	.333	0	0	3	0	.333	0	1	0-0	15	2	0	1.000	
20 Matt Mervis	.328	24-18	67	12	22	2	0	4	16	36	.537	11	5	18	0	.452	1	1	0-0	16	19	5	.875	
36 Joey Loperfido	.300	9-9	30	6	9	1	0	1	7	13	.433	7	2	4	0	.462	0	0	4-5	20	11	1	.969	
4 Wil Hoyle	.154	14-2	13	3	2	0	0	0	0	2	.154	2	1	8	0	.313	0	1	0-0	6	7	1	.929	
40 RJ Schreck	.130	16-7	23	0	3	2	0	0	3	5	.217	6	1	8	0	.333	0	1	0-1	15	0	1	.938	
50 Tyler Wardwell	.100	13-7	20	7	2	1	0	0	0	3	.150	10	1	8	0	.419	0	0	1-2	11	15	5	.839	
34 Steve Mann	.000	9-0	8	1	0	0	0	0	0	0	.000	1	0	6	0	.111	0	0	0-0	1	0	0	1.000	
9 Damon Lux	.000	8-0	5	0	0	0	0	0	0	0	.000	1	0	2	0	.167	0	0	0-0	2	0	0	1.000	
18 Aaron Therien	.000	1-0	1	0	0	0	0	0	0	0	.000	0	0	0	1	.000	0	0	0-0	0	0	0	.000	
8 Thomas Girard	.000	1-0	0	0	0	0	0	0	0	0	.000	0	0	0	0	.000	0	1	0-0	0	2	0	1.000	
Totals	.273	32	1124	202	307	60	9	23	185	454	.404	151	40	294	16	.375	14	13	41-50	867	237	45	.961	
Opponents	.231	32	1088	159	251	48	4	19	129	364	.335	151	36	336	9	.340	12	15	37-48	852	285	40	.966	

LOB - Team (288), Opp (276). DPs turned - Team (14), Opp (21). IBB - Team (2), Crabtree, C. 1, Cheek, C. 1, Opp (1). Picked off - Loperfido, J 2, Crabtree, C. 2, Murray, E. 2.

**(All games Sorted by Earned run avg)**

Player	era	w-l	app	gs	cg	sho	sv	ip	h	r	er	bb	so	2b	3b	hr	b/avg	wp	hp	bk	sfa	sha		
2 Cooper Stinson	3.25	1-2	11	8	0	0/0	1	36.0	30	19	13	28	50	2	1	2	.227	6	3	0	0	1		
27 Bill Chillari	3.65	2-1	11	8	0	0/1	0	37.0	31	21	15	14	28	7	0	5	.225	2	5	0	2	3		
28 Bryce Jarvis	5.05	2-0	10	7	0	0/0	1	41.0	42	28	23	22	48	13	0	6	.261	8	2	0	3	0		
-----																								
19 Al Pesto	0.00	0-0	2	0	0	0/0	0	3.0	3	0	0	0	2	0	0	0	.250	1	2	0	0	0		
16 Aaron Beasley	0.00	0-0	3	0	0	0/0	0	2.1	1	1	0	3	2	0	0	0	.125	1	1	0	0	0		
8 Thomas Girard	1.64	0-4	13	0	0	0/2	3	22.0	13	4	4	9	28	2	0	2	.176	1	3	0	0	2		
41 Hunter Davis	1.84	0-2	16	0	0	0/1	2	29.1	18	10	6	19	33	2	0	1	.176	2	3	0	3	3		
35 Ben Gross	2.43	4-2	11	4	0	0/1	0	29.2	14	8	8	13	41	4	1	0	.140	1	5	0	1	0		
30 Kyle Salley	2.89	1-0	8	0	0	0/0	0	9.1	9	9	3	5	10	3	0	0	.231	0	0	0	0	1		
20 Matt Mervis	3.60	1-0	4	0	0	0/0	0	5.0	10	5	2	2	4	2	0	0	.435	2	0	0	2	0		
31 Graeme Stinson	4.58	2-2	5	5	0	0/2	0	19.2	12	10	10	9	26	4	0	0	.167	4	4	0	0	0		
25 Eli Herrick	4.84	1-1	14	0	0	0/0	1	22.1	20	15	12	10	31	4	1	1	.241	3	5	0	1	4		
17 Matt Dockman	5.93	2-1	8	0	0	0/1	0	13.2	20	11	9	3	12	3	0	2	.339	1	0	1	0	0		
32 Jack Carey	6.00	1-0	8	0	0	0/1	1	15.0	20	11	10	8	16	0	0	0	.303	5	2	0	0	1		
33 Adam Laskey	12.00	0-0	3	0	0	0/0	0	3.0	5	5	4	5	4	2	0	0	.357	2	1	0	0	0		
37 Josh Nifong	27.00	0-0	1	0	0	0/0	0	0.2	3	2	2	1	1	0	1	0	.600	0	0	0	0	0		
Totals	3.77	17-15	32	32	0	3/3	9	289.0	251	159	121	151	336	48	4	19	.231	39	36	1	12	15		
Opponents	5.51	15-17	32	32	0	1/1	6	284.0	307	202	174	151	294	60	9	23	.273	35	40	3	14	13		

PB - Team (10), Rothenberg 6, Maxwell, R. 4, Opp (12). Pickoffs - Team (7), Stinson, G. 2, Dockman, M. 2, Chillari, B. 1, Davis, H. 1, Jarvis, B 1, Opp (6). SBA/ATT - Rothenberg (29-37), Maxwell, R. (8-11), Jarvis, B (8-11), Stinson, C. (8-10), Girard, T. (4-8), Gross, B. (5-5), Stinson, G. (3-3), Chillari, B. (1-2), Laskey, A. (2-2), Davis, H. (1-2), Carey, J. (1-1), Salley, K. (1-1), Herrick, E. (1-1), Dockman, M. (1-1), Pesto, A. (1-1).



**2019 Duke Baseball**  
**Individual Season/Career Summary for Duke (as of Apr 08, 2019)**  
**(All games Sorted by Batting avg)**



Record: 17-15 Home: 12-9 Away: 3-5 Neutral: 2-1 Conference: 6-9

Player	SEASON													CAREER													
	Avg	G-GS	AB	R	H	2B	3B	HR	RBI	BB	Hbp	SO	Sb-Att	Avg	G-GS	AB	R	H	2B	3B	HR	RBI	BB	Hbp	SO	Sb-Att	
15 Kennie Taylor	.345	32-32	139	25	48	15	1	3	30	10	8	26	7-8	.306	155-135	507	95	155	41	7	12	89	31	28	108	19-23	
23 Kyle Gallagher	.287	32-26	101	18	29	5	0	3	15	11	0	26	1-1	.287	32-26	101	18	29	5	0	3	15	11	0	26	1-1	
26 Rudy Maxwell	.284	28-28	109	20	31	8	3	2	14	8	5	25	2-2	.284	28-28	109	20	31	8	3	2	14	8	5	25	2-2	
43 Chase Cheek	.280	31-31	118	25	33	7	2	1	14	15	3	23	13-15	.246	92-39	179	38	44	10	2	1	18	20	3	48	17-20	
42 Erikson Nichols	.275	32-32	131	15	36	6	0	0	22	9	2	37	1-2	.255	107-53	235	30	60	11	0	0	31	12	4	70	3-4	
3 Chris Crabtree	.266	32-32	124	24	33	8	1	2	16	23	4	42	5-6	.308	52-38	159	33	49	13	1	4	27	29	5	47	5-7	
1 Ethan Murray	.257	32-32	109	24	28	1	2	3	23	20	3	32	5-6	.257	32-32	109	24	28	1	2	3	23	20	3	32	5-6	
38 Michael Rothenberg	.239	32-31	117	22	28	4	0	4	23	17	5	26	2-2	.245	66-58	208	40	51	8	1	6	40	27	14	49	4-4	
-----																											
10 Matt Stinebiser	.333	12-1	9	0	3	0	0	0	2	0	0	3	0-0	.333	12-1	9	0	3	0	0	0	2	0	0	3	0-0	
20 Matt Mervis	.328	24-18	67	12	22	2	0	4	16	11	5	18	0-0	.325	32-20	77	15	25	4	0	4	17	13	5	22	1-1	
36 Joey Loperfido	.300	9-9	30	6	9	1	0	1	7	7	2	4	4-5	.313	72-72	249	51	78	12	3	7	50	35	12	59	20-27	
4 Wil Hoyle	.154	14-2	13	3	2	0	0	0	0	2	1	8	0-0	.154	14-2	13	3	2	0	0	0	0	2	1	8	0-0	
40 RJ Schreck	.130	16-7	23	0	3	2	0	0	3	6	1	8	0-1	.130	16-7	23	0	3	2	0	0	3	6	1	8	0-1	
50 Tyler Wardwell	.100	13-7	20	7	2	1	0	0	0	10	1	8	1-2	.158	24-10	38	9	6	2	0	0	3	13	2	15	1-2	
34 Steve Mann	.000	9-0	8	1	0	0	0	0	0	1	0	6	0-0	.133	27-2	30	7	4	0	0	0	1	6	3	17	0-0	
9 Damon Lux	.000	8-0	5	0	0	0	0	0	0	1	0	2	0-0	.000	8-0	5	0	0	0	0	0	0	1	0	2	0-0	
18 Aaron Therien	.000	1-0	1	0	0	0	0	0	0	0	0	0	0-0	.333	4-0	3	1	1	0	0	1	2	1	0	0	0-0	
8 Thomas Girard	.000	1-0	0	0	0	0	0	0	0	0	0	0	0-0	.000	2-0	0	0	0	0	0	0	0	1	0	0	0-0	
Totals	.273	32-32	1124	202	307	60	9	23	185	151	40	294	41-50														
Opponents	.231	32-32	1088	159	251	48	4	19	129	151	36	336	37-48														

(All games Sorted by Earned run avg)

Player	SEASON													CAREER													
	ERA	W-L	App	GS	CG	Sho	Sv	IP	H	R	ER	BB	SO	ERA	W-L	App	GS	CG	Sho	Sv	IP	H	R	ER	BB	SO	
2 Cooper Stinson	3.25	1-2	11	8	0	0	1	36.0	30	19	13	28	50	3.25	1-2	11	8	0	0	1	36.0	30	19	13	28	50	
27 Bill Chillari	3.65	2-1	11	8	0	0	0	37.0	31	21	15	14	28	4.47	8-3	42	15	0	0	0	86.2	75	51	43	33	76	
28 Bryce Jarvis	5.05	2-0	10	7	0	0	1	41.0	42	28	23	22	48	3.65	7-1	35	12	0	0	2	88.2	65	42	36	44	115	
-----																											
19 Al Pesto	0.00	0-0	2	0	0	0	0	3.0	3	0	0	0	2	1.59	2-0	17	0	0	0	0	22.2	15	6	4	6	23	
16 Aaron Beasley	0.00	0-0	3	0	0	0	0	2.1	1	1	0	3	2	0.00	0-0	3	0	0	0	0	2.1	1	1	0	3	2	
8 Thomas Girard	1.64	0-4	13	0	0	0	3	22.0	13	4	4	9	28	2.73	0-4	21	0	0	0	3	33.0	25	10	10	12	38	
41 Hunter Davis	1.84	0-2	16	0	0	0	2	29.1	18	10	6	19	33	3.18	2-3	48	2	0	0	2	79.1	66	38	28	55	74	
35 Ben Gross	2.43	4-2	11	4	0	0	0	29.2	14	8	8	13	41	2.43	4-2	11	4	0	0	0	29.2	14	8	8	13	41	
30 Kyle Salley	2.89	1-0	8	0	0	0	0	9.1	9	9	3	5	10	2.89	1-0	8	0	0	0	0	9.1	9	9	3	5	10	
20 Matt Mervis	3.60	1-0	4	0	0	0	0	5.0	10	5	2	2	4	6.04	6-2	45	1	0	0	0	53.2	56	44	36	30	46	
31 Graeme Stinson	4.58	2-2	5	5	0	0	0	19.2	12	10	10	9	26	3.60	10-4	40	18	0	0	0	110.0	79	48	44	40	169	
25 Eli Herrick	4.84	1-1	14	0	0	0	1	22.1	20	15	12	10	31	4.84	1-1	14	0	0	0	1	22.1	20	15	12	10	31	
17 Matt Dockman	5.93	2-1	8	0	0	0	0	13.2	20	11	9	3	12	3.46	2-2	32	1	0	0	0	39.0	46	18	15	12	33	
32 Jack Carey	6.00	1-0	8	0	0	0	1	15.0	20	11	10	8	16	6.00	1-0	8	0	0	0	1	15.0	20	11	10	8	16	
33 Adam Laskey	12.00	0-0	3	0	0	0	0	3.0	5	5	4	5	4	6.18	10-9	35	29	0	0	0	134.0	166	100	92	67	113	
37 Josh Nifong	27.00	0-0	1	0	0	0	0	0.2	3	2	2	1	1	15.43	0-0	6	0	0	0	0	4.2	9	10	8	11	5	
Totals	3.77	17-15	32	32	0	3	9	289.0	251	159	121	151	336														
Opponents	5.51	15-17	32	32	0	1	6	284.0	307	202	174	151	294														



**2019 Duke Baseball  
Game Results for Duke (as of Apr 08, 2019)  
(All games)**



Date	Opponent	Score	Inns	Overall	Conference	Pitcher of record	Attend	Time
2/15/19	LEHIGH	w 7-0	9	1-0-0	0-0-0	Stinson, G. (W 1-0)	535	2:55
2/16/19	LEHIGH	w 8-1	9	2-0-0	0-0-0	Jarvis, B (W 1-0)	326	3:06
2/17/19	LEHIGH	w 4-3	9	3-0-0	0-0-0	Dockman, M. (W 1-0)	226	3:02
2/19/19	DAVIDSON	w 7-3	9	4-0-0	0-0-0	Chillari, B. (W 1-0)	141	3:08
2/23/19	NORTHWESTERN-1	w 5-4	(10)	5-0-0	0-0-0	Gross, B. (W 1-0)	358	3:58
2/23/19	NORTHWESTERN-2	w 23-8	9	6-0-0	0-0-0	Carey, J. (W 1-0)	358	3:54
2/24/19	NORTHWESTERN	L 3-5	9	6-1-0	0-0-0	Herrick, E. (L 0-1)	617	3:20
2/26/19	RICHMOND	w 5-2	9	7-1-0	0-0-0	Chillari, B. (W 2-0)	203	2:53
3/1/19	vs Penn State	w 14-0	9	8-1-0	0-0-0	Stinson, G. (W 2-0)	287	3:25
3/2/19	vs Penn State	L 7-8	9	8-2-0	0-0-0	Davis, H. (L 0-1)	289	2:49
3/3/19	vs Penn State	w 9-2	9	9-2-0	0-0-0	Gross, B. (W 2-0)	269	3:57
3/5/19	PENN	L 6-7	(11)	9-3-0	0-0-0	Girard, T. (L 0-1)	132	4:08
3/6/19	PENN	L 1-3	9	9-4-0	0-0-0	Dockman, M. (L 1-1)	143	3:00
*3/9/19	at Virginia	L 3-11	9	9-5-0	0-1-0	Stinson, G. (L 2-1)	2857	3:50
*3/10/19	at Virginia-1	w 2-1	9	10-5-0	1-1-0	Jarvis, B (W 2-0)	3047	3:04
*3/10/19	at Virginia-2	w 8-6	9	11-5-0	2-1-0	Mervis, M. (W 1-0)	3286	4:09
3/12/19	#14 EAST CAROLINA	w 7-2	9	12-5-0	2-1-0	Salley, K. (W 1-0)	1013	3:02
*3/15/19	#13 LOUISVILLE	L 3-8	9	12-6-0	2-2-0	Stinson, G. (L 2-2)	403	3:20
*3/16/19	#13 LOUISVILLE	L 1-2	9	12-7-0	2-3-0	Davis, H. (L 0-2)	712	2:45
*3/17/19	#13 LOUISVILLE	L 6-8	9	12-8-0	2-4-0	Gross, B. (L 2-1)	683	3:31
3/20/19	CAMPBELL	L 6-12	9	12-9-0	2-4-0	Stinson, C. (L 0-1)	236	3:46
*3/22/19	WAKE FOREST	w 16-2	9	13-9-0	3-4-0	Gross, B. (W 3-1)	511	3:29
*3/23/19	WAKE FOREST	L 8-9	9	13-10-0	3-5-0	Girard, T. (L 0-2)	853	3:38
*3/24/19	WAKE FOREST	L 4-5	(12)	13-11-0	3-6-0	Girard, T. (L 0-3)	704	4:55
3/26/19	at Davidson	w 7-2	9	14-11-0	3-6-0	Stinson, C. (W 1-1)	303	2:56
*3/29/19	at #9 North Carolina	L 0-1	9	14-12-0	3-7-0	Gross, B. (L 3-2)	2940	2:27
*3/30/19	at #9 North Carolina	L 7-8	9	14-13-0	3-8-0	Girard, T. (L 0-4)	4142	3:33
*3/31/19	at #9 North Carolina	L 6-16	9	14-14-0	3-9-0	Chillari, B. (L 2-1)	2723	3:58
4/3/19	at #11 East Carolina	L 1-6	9	14-15-0	3-9-0	Stinson, C. (L 1-2)	4744	3:07
*4/5/19	PITTSBURGH	6:02 pm						
*4/6/19	PITTSBURGH-1	w 2-0	9	15-15-0	4-9-0	Gross, B. (W 4-2)	-	2:52
*4/6/19	PITTSBURGH-2	w 6-5	9	16-15-0	5-9-0	Dockman, M. (W 2-1)	641	3:27
*4/7/19	PITTSBURGH	w 10-9	(10)	17-15-0	6-9-0	Herrick, E. (W 1-1)	355	3:56

( ) extra inning game



**2019 Duke Baseball  
Games Summary for Duke (as of Apr 08, 2019)  
(All games)**



<b>Score by innings</b>	<b>1</b>	<b>2</b>	<b>3</b>	<b>4</b>	<b>5</b>	<b>6</b>	<b>7</b>	<b>8</b>	<b>9</b>	<b>EX</b>	<b>Total</b>
Duke	23	9	40	31	24	10	42	17	4	2	202
Opponents	13	6	21	18	30	22	25	16	6	2	159

**Record when ...**

Overall	17-15	After 6 leading	14-3
Conference	6-9	..... trailing	3-6
Non-Conference	11-6	..... tied	0-6
Home games	12-9	After 7 leading	15-0
Away games	3-5	..... trailing	2-8
Neutral site	2-1	..... tied	0-7
Day games	15-11	After 8 leading	16-0
Night games	2-4	..... trailing	0-12
vs Left starter	2-6	..... tied	1-3
vs Right starter	15-9		
1-Run games	5-7	Hit 0 home runs	6-10
2-Run games	2-3	... 1 home run	7-4
5+Run games	8-5	... 2+ home runs	4-1
Extra innings	2-2		
Shutouts	3-1	Opponent 0 home runs	14-7
		..... 1 home run	2-3
		..... 2+ HRs	1-5
Scoring 0-2 runs	2-4		
..... 3-5 runs	3-4		
..... 6-9 runs	8-7	Made 0 errors	3-3
..... 10+ runs	4-0	... 1 error	10-4
		... 2+ errors	4-8
Opponent 0-2 runs	10-2		
..... 3-5 runs	4-3	Opp. made 0 errors	3-3
..... 6-9 runs	3-7	..... 1 error	6-10
..... 10+ runs	0-3	..... 2+ errors	8-2
Scored in 1st inning	8-4	Out-hit opponent	15-4
Opp. scored in 1st	1-7	Out-hit by opponent	2-9
Scores first	14-3	Hits are tied	0-2
Opp. scores first	3-12		

**Record when team scores:**

Runs	0	1	2	3	4	5	6	7	8	9	10+
W-L	0-1	0-3	2-0	0-3	1-1	2-0	1-4	4-2	2-1	1-0	4-0

**Record when opponent scores:**

Runs	0	1	2	3	4	5	6	7	8	9	10+
W-L	3-0	2-1	5-1	2-1	1-0	1-2	1-1	0-1	1-4	1-1	0-3

**Record when leading after:**

Inn.	1	2	3	4	5	6	7	8
W-L	8-3	10-3	14-4	15-4	14-4	14-3	15-0	16-0

**Record when trailing after:**

Inn.	1	2	3	4	5	6	7	8
W-L	1-5	2-7	3-8	2-7	3-8	3-6	2-8	0-12

**Record when tied after:**

Inn.	1	2	3	4	5	6	7	8
W-L	8-7	5-5	0-3	0-4	0-3	0-6	0-7	1-3

Current winning streak: 3  
 Longest winning streak: 6  
 Longest losing streak: 4

Home attendance : 9150 ( 20 dates avg = 457 )  
 Away attendance : 24887 ( 11 dates avg = 2262 )



**2019 Duke Baseball  
Miscellaneous Stats for Duke (as of Apr 08, 2019)  
(All games)**



<b>Multiple Hit Games</b>	<b>2</b>	<b>3</b>	<b>4</b>	<b>5+</b>	<b>Total</b>
15 Kennie Taylor	10	6	-	-	16
3 Chris Crabtree	6	3	-	-	9
42 Erikson Nichols	7	2	-	-	9
43 Chase Cheek	7	2	-	-	9
23 Kyle Gallagher	8	1	-	-	9
1 Ethan Murray	6	1	-	-	7
26 Rudy Maxwell	4	3	-	-	7
38 Michael Rothenberg	5	1	-	-	6
20 Matt Mervis	3	1	1	-	5
36 Joey Loperfido	1	-	1	-	2
<b>TEAM</b>	<b>57</b>	<b>20</b>	<b>2</b>	<b>0</b>	<b>79</b>

<b>Multiple RBI Games</b>	<b>2</b>	<b>3</b>	<b>4</b>	<b>5+</b>	<b>Total</b>
15 Kennie Taylor	4	1	1	1	7
42 Erikson Nichols	7	-	-	-	7
1 Ethan Murray	2	1	2	-	5
38 Michael Rothenberg	2	1	2	-	5
20 Matt Mervis	2	1	1	-	4
23 Kyle Gallagher	2	1	-	-	3
43 Chase Cheek	2	1	-	-	3
36 Joey Loperfido	2	-	-	-	2
3 Chris Crabtree	1	1	-	-	2
26 Rudy Maxwell	1	-	1	-	2
10 Matt Stinebiser	1	-	-	-	1
40 RJ Schreck	1	-	-	-	1
<b>TEAM</b>	<b>27</b>	<b>7</b>	<b>7</b>	<b>1</b>	<b>42</b>

<b>Hitting Streaks</b>	<b>Longest</b>	<b>Current</b>
26 Rudy Maxwell	15	-
42 Erikson Nichols	15	1
15 Kennie Taylor	8	6
43 Chase Cheek	6	1
38 Michael Rothenberg	5	1
1 Ethan Murray	5	3
3 Chris Crabtree	5	-
20 Matt Mervis	4	1
23 Kyle Gallagher	4	2
36 Joey Loperfido	3	2
40 RJ Schreck	1	-
50 Tyler Wardwell	1	-
10 Matt Stinebiser	1	-
4 Wil Hoyle	1	-

<b>Reached Base Streaks</b>	<b>Longest</b>	<b>Current</b>
42 Erikson Nichols	24	1
15 Kennie Taylor	18	6
26 Rudy Maxwell	18	2
43 Chase Cheek	16	16
38 Michael Rothenberg	15	6
20 Matt Mervis	13	1
3 Chris Crabtree	11	-
23 Kyle Gallagher	10	2
1 Ethan Murray	10	3
36 Joey Loperfido	6	2
50 Tyler Wardwell	5	-
40 RJ Schreck	4	-
4 Wil Hoyle	1	-
34 Steve Mann	1	-
10 Matt Stinebiser	1	-
9 Damon Lux	1	-