



DUKE

@DUKEBASE
#GODUKE

2019 BASEBALL

GODUKE.COM

SCHEDULE

FEBRUARY		All times Eastern	
15	Lehigh	ACCNE	W, 7-0
16	Lehigh	ACCNE	W, 8-1
17	Lehigh	ACCNE	W, 4-3
19	Davidson	ACCNE	W, 7-3
23	Northwestern (1)	ACCNE	W, 5-4 (10)
	Northwestern (2)	ACCNE	W, 23-8
24	Northwestern	ACCNE	L, 3-5
26	Richmond	ACCNE	W, 5-2

MARCH			
1	vs. Penn State		W, 14-0
2	vs. Penn State		L, 7-8
3	vs. Penn State		W, 9-2
5	Penn	ACCNE	L, 6-7 (11)
6	Penn	ACCNE	L, 1-3
9	at Virginia	ACCNE	L, 3-11
10	at Virginia (1)	ACCNE	W, 2-1
	at Virginia (2)	ACCNE	W, 8-6
12	East Carolina	ACCNE	W, 7-2
15	Louisville	ACCNE	L, 3-8
16	Louisville	ACCNE	L, 1-2
17	Louisville	ACCNE	L, 6-8
20	Campbell	ACCNE	L, 6-12
22	Wake Forest	ACCNE	W, 16-2
23	Wake Forest	ACCNE	L, 8-9
24	Wake Forest	ACCNE	L, 4-5 (12)
26	at Davidson	ESPN+	W, 7-2
29	at North Carolina	ACCNE	L, 0-1
30	at North Carolina	ACCNE	L, 7-8
31	at North Carolina	ACCNE	L, 6-16

APRIL			
2	Durham Bulls (Exh.)		L, 1-6
3	at East Carolina		L, 1-6
6	Pittsburgh	ACCNE	W, 2-0
	Pittsburgh	ACCNE	W, 6-5
7	Pittsburgh	ACCNE	W, 10-9 (10)
9	at NC Central		W, 7-5
12	Virginia Tech	ACCNE	6 p.m.
13	Virginia Tech	ACCNE	1 p.m.
13	Virginia Tech	ACCNE	1 p.m.
16	Texas Tech	ACCNE	6 p.m.
19	at Clemson	ACCNE	6 p.m.
20	at Clemson	ACCNE	3 p.m.
21	at Clemson	ACCNE	1 p.m.
23	NC Central	ACCNE	6 p.m.
26	at Boston College	ACCNE	6 p.m.
27	at Boston College	ACCNE	2 p.m.
28	at Boston College	ACCNE	1 p.m.

MAY			
5	VCU (DH)	ACCNE	12 p.m.
8	Liberty	ACCNE	6 p.m.
10	Georgia Tech	ACCNE	6 p.m.
11	Georgia Tech	ACCNE	1 p.m.
12	Georgia Tech	ACCNE	1 p.m.
14	at Liberty	ESPN+	6 p.m.
16	at Miami	ACCNE	7 p.m.
17	at Miami	ACCNE	5 p.m.
18	at Miami	ACCNE	1 p.m.

VIRGINIA TECH (20-14, 5-10 ACC) DUKE (18-15, 6-9 ACC)

APRIL 12-14 || DURHAM, N.C. || JACK COOMBS FIELD

FRIDAY // 6 PM	SATURDAY // 1 PM	SUNDAY // 1 PM
RHP BEN GROSS, GR. 4-2, 2.43 ERA	LHP BILL CHILLARI, JR. 2-1, 3.65 ERA	RHP COOPER STINSON, FR. 1-2, 3.25 ERA
LHP IAN SEYMOUR, SO. 4-2, 3.86 ERA	RHP NIC ENRIGHT, R. JR. 0-1, 3.28 ERA	LHP CHRIS GERARD, FR. 3-0, 1.60 ERA



ACC NETWORK EXTRA
Available via
WatchESPN app



THE DUKE SPORTS NETWORK
Chris Edwards



GODUKE.COM
Live Stats & Audio
WATCHESPN
Live Video

LEADING OFF

Winners of four straight, Duke returns home this weekend, welcoming Virginia Tech to Jack Coombs Field for an ACC series. Most recently, the Blue Devils swept Pittsburgh at Durham Bulls Athletic Park before defeating NC Central on the road Tuesday. The two Coastal Division foes are set for a 6 p.m. first pitch in Friday's series opener, while Saturday's and Sunday's games are both slated for a 1 p.m. start at Coombs.

BY THE NUMBERS

1 Graduate student **Ben Gross** ranks first in the ACC in opposing batting average in conference play, holding hitters to a .123 (8-65) average in league action. Gross also ranks first on the team in wins with four on the season.

4 Duke ranks fourth in the league in ERA with a mark of 3.78 (125 ER/298.0 IP). Sophomore **Thomas Girard** leads the way for the pitching staff with a mark of 1.57 (4 ER/23.0 IP) across his 14 appearances this season.

4 Junior **Chase Cheek** ranks fourth in the ACC in stolen bases with 13 on the season. Cheek is 13-of-15 on stolen base attempts this season, averaging .41 stolen bases per game to place fifth in the conference.

15 Graduate student **Kyle Gallagher** has recorded 15 hits across ACC play, batting a team-high .375 (15-40) in conference action. Gallagher has recorded five multi-hit outings in across league play, including a three-hit contest in the series finale against Pittsburgh last weekend.

17 Junior **Chase Cheek** enters Tuesday's matchup with a career-long 17-game reached base streak. Cheek is tied for third on the team in hits with 35, while ranking second in batting average at .285 (35-123).

23 After a 23-game absence due to injury, sophomore **Joey Loperfido** returned to the lineup last week and came up big in his first ACC series of the season for the Blue Devils. The sophomore infielder provided Duke with the game-winning hits in the final two games of the series against Pittsburgh, and finished the weekend with six hits.

50 Senior **Kennie Taylor** ranks fourth in the ACC in hits with 50 on the season, just one shy of the league lead. Taylor is averaging 1.52 hits per game, which places him first in the conference. The Tampa, Fla., native is tied for second in the ACC in doubles with 16.

344 The Blue Devil pitching staff has 344 strikeouts this season, averaging 10.4 strikeouts per nine innings. The mark ranks ninth in the nation and second in the ACC. Duke's 344 punchouts also rank second the league, while the Blue Devil pitchers rank third in the conference in hits allowed per nine innings with a mark of 7.85 (260 H/298.0 IP)

600 Duke baseball head coach **Chris Pollard** notched his 600th career win as head coach in the series finale with Pittsburgh. The Duke skipper also recorded his 200th career win at Duke earlier this season. Pollard owns a 601-478-3 career record, including a 216-160 record during his time at Duke.

PROBABLE LINEUP

C	Michael Rothenberg	So.	33-32, .233
1B	Chris Crabtree	So.	33-33, .273
2B	Joey Loperfido	So.	10-10, .324
3B	Erikson Nichols	Jr.	33-33, .272
SS	Ethan Murray	Fr.	33-33, .261
LF	Kyle Gallagher	Gr.	33-27, .283
CF	Kennie Taylor	Sr.	33-33, .347
RF	Chase Cheek	Jr.	32-32, .285
DH	Matt Mervis	Jr.	25-19, .314



.269	BA	.274
223	R	209
305	H	318
56	2B	66
4	3B	9
33	HR	24
197	RBI	192
.413	SLG%	.409
193	BB	157
267	SO	300
.398	OB%	.376
21	SB	42
3.76	ERA	3.78
159	BB	155
328	K	344
.976	FLD%	.961

DUKE vs. VIRGINIA TECH

SERIES HISTORY

Series Record.....	40-28 (1907)
Durham, N.C.	17-13
Chapel Hill, N.C.	16-9
Neutral	1-0
Not Available	6-6
Under Chris Pollard.....	11-7
Current Streak	W2

PAST 10 MEETINGS

A26	2015	Durham, N.C.	L	3-11
A23	2016	Blacksburg, Va.	L	2-3
A23	2016	Blacksburg, Va.	W	19-9
A24	2016	Blacksburg, Va.	W	3-1
M9	2017	Durham, N.C.	L	5-7
M10	2017	Durham, N.C.	W	10-1
M11	2017	Durham, N.C.	W	6-5 (10)
A27	2018	Blacksburg, Va.	L	3-4 (11)
A28	2018	Blacksburg, Va.	W	11-5
A29	2018	Blacksburg, Va.	W	7-0

APRIL 27, 2018 (Blacksburg, Va. || Union Park)

Score By Innings	1	2	3	4	5	6	7	8	9	10	11	R	H	E	LOB
Duke	0	0	0	0	1	0	0	2	0	0	0	3	10	0	7
Virginia Tech	2	0	0	0	0	0	1	0	0	0	1	4	8	1	9

Winning Pitcher: Joey Sullivan || Losing Pitcher: Bryce Jarvis || Save: None

APRIL 28, 2018 (Blacksburg, Va. || Union Park)

Score By Innings	1	2	3	4	5	6	7	8	9	R	H	E	LOB	
Duke		0	3	0	1	1	0	3	3	0	11	9	1	9
Virginia Tech		0	1	3	0	1	0	0	0	0	5	7	0	5

Winning Pitcher: Bryce Jarvis || Losing Pitcher: Dylan Hall || Save: None

APRIL 29, 2018 (Blacksburg, Va. || Union Park)

Score By Innings	1	2	3	4	5	6	7	8	9	R	H	E	LOB	
Duke		0	0	0	4	0	1	2	0	0	7	16	1	10
Virginia Tech		0	0	0	0	0	0	0	0	0	5	1	5	

Winning Pitcher: Ryan Day || Losing Pitcher: Connor Coward || Save: None

LAST SERIES



QUICK FACTS

PROGRAM HISTORY

First Year of Program	1889
All-Time Program Record	2,106-1,784-34
Most Victories in a Season	45 (2018)
NCAA Tournament Appearances (Last)	7 (2018)
NCAA Tournament Record	23-17
ACC Tournament Appearances (Last)	36 (2018)
ACC Tournament Record	25-60
ACC Championships	3 (1956, 1957, 1961)
All-ACC Selections	103
All-Americans	12
MLB Draft Selections (Alumni)	75 (42)

UNIVERSITY INFORMATION

Location	Durham, N.C.
Founded	1838 as Trinity College
Enrollment	6,485
Colors	Duke Blue (PMS 287) & White
Nickname	Blue Devils
Conference (Division)	ACC (Coastal)
President	Dr. Vincent Price
Athletic Director	Dr. Kevin M. White

STAFF

Head Coach	Chris Pollard
Associate Head Coach	Josh Jordan
Assistant Coach Hitting	Jason Stein
Assistant Coach Pitching	Dusty Blake
Director of Operations	Chris Gordon
Athletic Trainer	Aldo Plata

SPORTS INFORMATION

Baseball Contact	Josh Foster
Office	(919) 684-2668
Cell	(205) 213-5091
Email	joshua.foster@duke.edu

SERIES HISTORY

Duke and Virginia Tech will meet for the 69th time in program history when the two Coastal Division foes square off in Friday's series opener at Jack Coombs Field. The Blue Devils hold the series advantage over the Hokies, 40-28, including a 17-13 mark in Durham. Most recently, Duke traveled to Blacksburg for a three-game road series a season ago, winning the final two games of the weekend to claim the series matchup at Union Park. Head coach **Chris Pollard** owns an 11-7 career record against Virginia Tech, with all 18 matchups coming during his time at Duke.

SCOUTING BOTH TEAMS

DUKE	TEAM LEADERS	VIRGINIA TECH
Kennie Taylor..... .347	AVERAGE	Jack Owens..... .333
Kennie Taylor/Chris Crabtree 26	RUNS	Kerry Carpenter..... 30
Kennie Taylor..... 50	HITS	Kerry Carpenter..... 40
Kennie Taylor.....16	DOUBLES	Three tied..... 8
Rudy Maxwell.....3	TRIPLES	Four tied..... 1
Michael Rothenberg/Matt Mervis..... 4	HOME RUNS	Kerry Carpenter/Luke Horanski..... 8
Kennie Taylor.....30	RUNS BATTED IN	Kerry Carpenter..... 36
Chris Crabtree..... 23	WALKS	Nick Biddison..... 34
Chase Cheek.....13	STOLEN BASES	Nick Biddison..... 5
Kennie Taylor......417	ON-BASE PERCENTAGE	Jack Owens..... .504
Kennie Taylor......535	SLUGGING PERCENTAGE	Luke Horanski566
Bryce Jarvis.....41.0	INNINGS PITCHED	Ian Seymour 44.1
Hunter Davis..... 16	APPEARANCES	Nic Enright 16
Thomas Girard 1.57	ERA	Nic Enright 3.28
Ben Gross 4	WINS	Ian Seymour 4
Thomas Girard 4	SAVES	Zach Brzykcy..... 3
Cooper Stinson 50	STRIKEOUTS	Nic Enright/Ian Seymour..... 46

TRENDING FOR DUKE

Winners of their last four games, the Blue Devils look to carry their momentum into this weekend after defeating NC Central, 7-5, Tuesday evening at Durham Athletic Park. Last weekend, the Blue Devils notched a series win over Pittsburgh, marking the squad's second weekend sweep of the season. After weather forced the two teams to postpone Friday's series opener and play a doubleheader Saturday, Duke handed the Panthers their first shutout loss of the season in a 2-0 contest in game one of the twinbill. The Blue Devils carried a 5-3 deficit into the bottom of the seventh in game two of the series before rallying for three runs across the final two frames to secure the 6-5 victory and claim the series. Duke clinched the series finale in walk-off fashion, scratching a run across in the bottom of the 10th to tally the 10-9 victory over Pittsburgh and secure the sweep.

STARTING FAST

The Blue Devils hold a sizeable advantage when getting off to fast starts, as the team owns a 14-3 record when it scores first opposed to a 4-12 record when the opponent scores first. Duke also holds an 8-4 record when the team scores in the first inning compared to a 2-7 record when the opponent scores in the first inning.

RECORD BREAKDOWN

Record when	W-L
Duke scores first	14-3
Opponent scores first	4-12
Duke scores in 1st inning	8-4
Opponent scores in 1st inning	2-7

CAPTAIN KENNIE

Senior co-captain **Kennie Taylor** has proved to be a leader across the 2019 campaign, both on and off the field for this year's team. Taylor, the squad's starting center fielder, leads the club in multiple statistical categories, including hits (50), doubles (16), RBI (30) and runs (26), while tying for third in home runs with three. The Tampa, Fla., native is currently hitting at a .347 clip to pace the team, and has recorded 17 multi-hit games this season, including six three-hit efforts to pace the team.



**409 BLACKWELL STREET
DURHAM, NC 27701**

OPENED
1995

SURFACE
Grass

CAPACITY
10,000

DIMENSIONS
305-LF, 371-LC, 400-CF, 373-RC, 327-RF

DETAILS
On October 2, 2015, Duke renewed its agreement with the Durham Bulls to play home games at the Durham Bulls Athletic Park (DBAP), home of the Triple-A affiliate of the Tampa Bay Rays. Beginning in 2016, the contract renewal is a seven-year agreement that allows Duke to play up to 36 exhibition and home games at the DBAP each year. The agreement also called for a limited number of Duke practices at the DBAP as well as a new permanent Duke locker room and clubhouse at the facility. Duke and the Durham Bulls began their partnership prior to the Blue Devils' 2010 season. The 2019 campaign marks the 10th consecutive season in which Duke will play home games at the DBAP. Under the new agreement, the Blue Devils will play the vast majority of their home schedule at the minor league venue.



**101 WHITFORD DRIVE
DURHAM, NC 27708**

OPENED
1931

SURFACE
Turf

CAPACITY
2,000

DIMENSIONS
325-LF, 370-LC, 400-CF, 380-RC, 335-RF

DETAILS
Jack Coombs Field is Blue Devils' the on-campus home field, located up the hill from Cameron Indoor Stadium. Duke's home stadium since 1931, Coombs underwent significant renovations over the past several years, including the installation of state-of-the-art synthetic AstroTurf in 2011. The Blue Devils are scheduled to play five games in 2019 at Coombs, including a three-game ACC series against Virginia Tech as well as a Sunday doubleheader against VCU.

ACC STANDINGS

ATLANTIC DIVISION

School	ACC	Pct.	Overall	Pct.
NC State	12-3	.800	29-5	.853
Clemson	11-4	.733	25-8	.758
Louisville	10-5	.667	25-8	.758
Florida State	7-8	.467	19-13	.594
Wake Forest	7-8	.467	19-15	.559
Notre Dame	7-8	.467	12-19	.387
Boston College	6-9	.400	17-17	.500

COASTAL DIVISION

School	ACC	Pct.	Overall	Pct.
Georgia Tech	9-6	.600	22-11	.667
North Carolina	8-7	.533	25-9	.735
Virginia	8-7	.533	21-13	.618
Miami	7-8	.467	22-12	.647
Duke	6-9	.400	18-15	.545
Virginia Tech	5-10	.333	20-14	.588
Pitt	2-13	.133	9-22	.290

GROSS STARTING STRONG

Graduate student **Ben Gross** has proved to be a key component of the Blue Devil pitching staff in ACC play, emerging as Duke's Friday night starter across the last three weekends of conference action. Across his last three starts, Gross has only allowed two earned runs on five hits across 18.1 innings of work while collecting 20 strikeouts. Last weekend in his start against Pittsburgh, the Cranbury, N.J., native tossed a season-high 7.0 scoreless innings, holding the Panthers to only two hits while notching 10 punchouts in the effort to mark his second consecutive quality start. The former All-Ivy League second team honoree has proven to be a true force as a starter, holding a 0.84 ERA (2 ER/21.1 IP) as a starter compared to a 6.48 ERA (6 ER/8.1 IP) out of the bullpen. Gross is holding opposing hitters to a .123 (.8-65) average in ACC play, which ranks first in the conference.

GROSS' 2019 STATISTICAL BREAKDOWN

Starts	APP	IP	H	R	ER	BB	SO	ERA
Reliever	7	8.1	7	6	6	5	15	6.48
Starter	4	21.1	7	2	2	8	26	0.84

TRUSTING THE PROCESS

After serving as reserve during the 2018 campaign, junior infielder **Erikson Nichols** has proved to be consistent bat in the Blue Devil lineup in 2019, starting every contest this campaign. Nichols began the season with a 24-game reached base streak, which came to an end March 26 in the midweek matchup at Davidson. The Oradell, N.J., native ranks second on the team in hits with 37. Through 33 games this season, Nichols has already surpassed hit and RBI totals from his first two seasons combined.

NICHOLS' CAREER BREAKDOWN

Years	GP-GS	R	H	RBI
2016-18	75-21	15	24	9
2019	33-33	15	37	22

WELCOME TO K-VILLE

The Blue Devil pitching staff has been impressive this season, recording 344 strikeouts to rank second in the ACC and seventh in the nation. Duke is ninth in the country in strikeouts per nine innings with 10.4, while also placing second in the league in that category. Eight different Duke pitchers have recorded 20+ strikeouts this season to contribute to the team's totals. Freshman **Cooper Stinson** leads the way with 50 strikeouts, while sophomore **Bryce Jarvis** is second with 48 punchouts. Duke is on pace to shatter the program's record of strikeouts per nine—8.56 in 2014—while also being on pace to close out the season with a school-record 562 punchouts.

STRIKEOUTS PER NINE INNINGS (TEAM RECORDS)

Rank	K/9	Strikeouts	Season
1.	8.56	501	2014
2.	8.43	441	2015
3.	8.28	434	1996
4.	8.21	414	1999
5.	8.18	440	2012

MISCELLANEOUS RECORDS

DUKE'S RECORD WHEN

Game 1 of Weekend Series.....	5-3
Game 2 of Weekend Series.....	4-4
Game 3 of Weekend Series.....	4-4
Midweek Games.....	5-4
Starter Receives Decision.....	9-5
Bullpen Receives Decision.....	9-10
Starter Throws ≥5 Innings.....	7-7
Starter Throws <5 Innings.....	11-8

BLUE DEVILS IN THE POLLS

Week	BA	CB	D1	NCBWA	PG	USAT
Preseason	22	20	NR	25	31	RV
2/18/2018	22	20	NR	25	NR	RV
2/25/2018	22	21	NR	25	NR	RV
3/4/2018	22	22	NR	25	NR	RV
3/11/2018	24	NR	NR	NR	NR	RV
3/18/18	NR	NR	NR	NR	NR	RV
3/25/18	NR	NR	NR	NR	NR	RV
4/1/18	NR	NR	NR	NR	NR	NR
4/8/18	NR	NR	NR	NR	NR	NR
4/15/18	--	--	--	--	--	--
4/22/18	--	--	--	--	--	--
4/29/18	--	--	--	--	--	--
5/6/18	--	--	--	--	--	--
5/13/18	--	--	--	--	--	--

PLAYER RANKINGS

BASEBALL AMERICA

2019 TOP 50 COLLEGE PROSPECTS

4 Graeme Stinson LHP

BASEBALL AMERICA

2019 TOP 200 MLB DRAFT PROSPECTS

9 Graeme Stinson LHP

61 Adam Laskey LHP

D1BASEBALL TOP 350 COLLEGE

PROSPECTS

4 Graeme Stinson LHP

32 Adam Laskey LHP

135 Bryce Jarvis RHP

D1BASEBALL TOP ACC PROSPECTS

2019 DRAFT

1 Graeme Stinson LHP

5 Adam Laskey LHP

26 Bryce Jarvis RHP

48 Kennie Taylor OF

D1BASEBALL TOP ACC PROSPECT

2020 DRAFT

4 Michael Rothenberg C

9 Joey Loperfido INF

40 Matt Mervis RHP/INF

D1BASEBALL ACC IMPACT FRESHMEN

4 Cooper Stinson RHP

31 Jack Carey RHP

38 Ethan Murray RHP/INF

MLB PIPELINE

TOP 50 MLB DRAFT PROSPECTS

9 Graeme Stinson LHP

PERFECT GAME

TOP 300 PROSPECTS, 2019 DRAFT

6 Graeme Stinson LHP

94 Adam Laskey LHP

PERFECT GAME

TOP 100 COLLEGE PROSPECTS

2019 DRAFT

4 Graeme Stinson LHP

50 Adam Laskey LHP

PERFECT GAME

2019 TOP 100 COLLEGE JUNIORS

3 Graeme Stinson LHP

48 Adam Laskey

PERFECT GAME

2019 TOP 100 COLLEGE SOPHOMORES

32 Michael Rothenberg C

ACC WEEKEND SERIES

Clemson at Florida State

Georgia Tech at Boston College

Louisville at NC State

Miami at Virginia

North Carolina at Notre Dame

Virginia Tech at Duke

Wake Forest at Pitt

SETTLING IN

After slow starts to the season, the duo of junior **Matt Mervis** and graduate student **Kyle Gallagher** have been hot as of late. Gallagher and Mervis have paced the team's offense over the last 12 games, ranking first and second on the team in batting average. Across the 12-game span, Gallagher is hitting a team-high .400 (16-40) with four doubles, one home run, six RBI, two walks and seven runs scored. Mervis is batting .386 (17-44) with two doubles, two home runs, 10 RBI, eight walks and 10 runs scored across the same span.

GALLAGHER'S 2019 BREAKDOWN

Games	AVG	AB	R	H	RBI	BB	OBP
First 21	.212	66	12	14	2	9	.295
Last 12	.400	40	7	16	6	2	.429

MERVIS' 2019 BREAKDOWN

Games	AVG	AB	R	H	RBI	BB	OBP
First 14	.192	26	3	5	7	5	.353
Last Eight	.386	44	10	17	10	8	.509

CONFERENCE COMPETITOR

Graduate student **Kyle Gallagher** leads the Blue Devil offense in ACC play, batting a team-high .375 (15-40) in league action compared to a .227 (15-66) clip against non-conference opponents. The Cornell transfer has slugged a team-best .525 in conference competition, opposed to .364 across the non-conference slate.

GALLAGHER ACC VS. NONCONFERENCE

Games	AVG	AB	R	H	RBI	BB	OBP	SLG
Conference	.375	40	7	15	4	3	.419	.525
Non-Conference	.227	66	12	15	12	8	.299	.364

KENNIE "THE HITMAN" TAYLOR

Senior co-captain **Kennie Taylor** is tied for second in the ACC with 50 hits this season, averaging 1.52 hits per game to lead the league. Taylor finished last season with 62 hits across 61 games, averaging 1.02 hits per contest. If Taylor maintains his pace through the remainder of this season, he is set to finish the regular-season campaign with 80-plus hits in the 54-game season.

ACC HIT LEADERS

No.	Name	Hits	H/G
1.	Chris Lanzilli, Wake Forest	51	1.50
2.	Kennie Taylor, Duke	50	1.52
	Bobby Seymour, Wake Forest	50	1.47
4.	Will Willson, NC State	49	1.44
	Tanner Morris, Virginia	49	1.44

WELCOME BACK JOEY

After a 23-game absence due to injury, sophomore **Joey Loperfido** returned to the lineup this past week and came up big in his first ACC series of the season for the Blue Devils. The sophomore infielder provided Duke with the game-winning hits in the final two games of the series against Pittsburgh. Loperfido finished with four hits in game two of the series, including the go-ahead home run in the bottom of the eighth to help Duke to a comeback victory. The sophomore's two-run shot marked his first long ball of the season, and put the Blue Devils ahead 6-5, securing the series-clinching win. Loperfido came up clutch once again in the series finale, sending a single through the right side to plate the winning run and walk it off for the Blue Devils in the bottom of the 10th to clinch the sweep. The Blue Devil second baseman was named the Duke Student-Athlete of the Week for his performance.

FRESH FACES ON THE DIAMOND

After losing 16 lettermen from last year's roster, including seven of nine positional starters, 12 newcomers have seen their first career action as a Blue Devil across this season. The combination of freshmen **Jack Carey**, **Damon Lux**, **Rudy Maxwell**, **Ethan Murray**, **Matt Stinebiser** and **Cooper Stinson**, sophomore **Wil Hoyle**, juco transfer **Eli Herrick**, and graduate transfers **Kyle Gallagher** and **Ben Gross** each saw their first action as Blue Devil opening weekend during Lehigh, while freshmen **Aaron Beasley** and **Kyle Salley** made their first career appearances in the North-western series. Murray has started every contest this season for the Blue Devils, while Maxwell has made 28 starts and Gallagher has earned 27.

600 CAREER WINS FOR POLLARD

Duke baseball head coach **Chris Pollard** notched his 600th career win as head coach in Sunday's series finale with Pittsburgh. The Duke skipper also recorded his 200th career win at Duke earlier this season, becoming just third head coach in school history to reach the milestone. He ranks third in program history for his victory total, only behind **Jack Coombs** (381-171-3, 1929-52) and **Steve Traylor** (356-286-1, 1988-99). Pollard owns a 601-478-3 career record, including a 215-160 record during his time at Duke.

THIS WEEKEND AT COOMBS

Friday's series opener will be Bull City League Appreciation Night, with all players and coaches in club attire receiving FREE admission. There will be Duke Baseball trading cards given away to fans while supplies last. There will be three promotions for Saturday's game, including Duke Baseball Alumni Day, Awesome Student Day and Military Appreciation. The team will welcome back all former Duke baseball players for a special weekend, while honoring all military & first responders with free admission for all personnel and their families. Sunday's contest will be "Bark in the Park", allowing fans to bring their dogs into Jack Coombs Field at no extra cost. There series finale will also be South Durham Little League Appreciation Day, and feature an Easter egg hunt taking place in the Morris Williams Track Stadium.

ON DECK FOR DUKE

Following this weekend's series, Duke will welcome No. 11 Texas Tech Tuesday evening for a midweek matchup at Durham Bulls Athletic Park for a rematch of last year's NCAA Lubbock Super Regional. The Blue Devils and Red Raiders are set for a 6 p.m. first pitch at the DBAP, with the action airing on ACC Network Extra.

2019 SINGLE GAME HIGHS

DUKE

Runs, Game	23 vs. Northwestern (2/23 - Game 2)
Runs, Inning	12, 3rd inning vs. Northwestern (2/23 - Game 2)
Hits, Game	18 vs. Northwestern (2/23 - Game 2)
Hits, Inning	9, 3rd inning vs. Northwestern (2/23 - Game 2)
Doubles	6 vs. Louisville (3/15)
Triples	3 vs. Northwestern (2/23 - Game 2)
Home Runs	3, twice, last vs. Wake Forest (3/22)
Extra-Base Hits	9 vs. Northwestern (2/24)
Stolen Bases	9 vs. Penn (3/5)
Left on Base	15 at North Carolina (3/31)
Errors (Committed By)	4 vs. Louisville (3/16)
Strikeouts	16 vs. Northwestern (2/23 - Game 1)
Walks	11 vs. Penn State (3/1)
Double Plays (Hit Into)	3 vs. Wake Forest (3/20)
Triple Plays (Hit Into)	N/A

OPPONENTS

Runs, Game	16 by North Carolina (3/31)
Runs, Inning	8 by North Carolina, 7th inning (3/31)
Hits, Game	17, twice, last by Wake Forest (3/23)
Hits, Inning	4, twice, last by Campbell, 6th inning (3/9)
Doubles	5, by Campbell (3/23)
Triples	1, 4 times, last by Virginia (3/9)
Home Runs	3 by Penn State (3/2)
Extra-Base Hits	9 vs. Northwestern (2/24)
Stolen Bases	3 by Penn State (3/3)
Left on Base	16 by Wake Forest (3/24)
Errors (Committed By)	4 by Penn State (3/1)
Strikeouts	18 by Lehigh (2/15)
Walks	10 by Northwestern (2/23 - Game 1)
Double Plays (Hit Into)	3 by Penn State (3/3)
Triple Plays (Hit Into)	N/A

INDIVIDUAL BATTING

Longest Hitting Streak	15 games, twice, last by Erikson Nichols (3/2-3/24)
Runs	3, 5 times, last by Chris Crabtree at Virginia (3/10 - Game 2)
Hits	4, twice, last by Matt Mervis vs. Pittsburgh (4/7)
Doubles	2, 7 times, last by Chase Cheek at NC Central (4/9)
Triples	1, 9 times, last by Chase Cheek vs. Pittsburgh (4/6 - Game 2)
Home Runs	2, Kennie Taylor vs. Penn State (3/3)
Inside-the-Park Home Run	1, Chris Crabtree at NC Central (4/9)
Consecutive Games with a Home Run	2, Michael Rothenberg (2/24-2/26)
Runs Batted In	6, Kennie Taylor vs. Penn State (3/3)
Stolen Bases	2, 6 times, last by Chase Cheek at Davidson (3/26)
Strikeouts	4, Rudy Maxwell vs. Lehigh (2/15)
Walks	3, twice, last by Michael Rothenberg vs. Campbell (3/20)

INDIVIDUAL PITCHING

Innings Pitched, Starter	7.0, 3 times, last by Ben Gross vs. Pittsburgh (4/6 - Game 1)
Innings Pitched, Reliever	3.2, Thomas Girard vs. Wake Forest (3/24)
Strikeouts	10, twice, last by Ben Gross vs. Pittsburgh (4/6 - Game 1)
Walks	5, Bryce Jarvis vs. Northwestern (2/23 - Game 2)
Fewest Hits Allowed, Starter (5.0+ IP)	0, Graeme Stinson vs. Penn State (3/1)
Consecutive Scoreless IP, Starter	12.0, Graeme Stinson (2/15-3/1)
Consecutive Scoreless IP, Reliever	7.0, Hunter Davis (3/5-3/12)
Consecutive Scoreless Relief Appearances	3, Hunter Davis (3/5-3/12)
Consecutive Saves Converted	4, Thomas Girard (2/26-current)
Longest Winning Streak, Starter	2, twice, last by Bryce Jarvis (2/16-current)

STARTS BY POSITION

Pitcher:	G. Stinson (5), Jarvis (7), C. Stinson (8), Chillari (8), Gross (4), Laskey (1)
Catcher:	Rothenberg (26), Maxwell (7)
First Base:	Crabtree (33)
Second Base:	Loperfido (10), Wardwell (7), Hoyle (2), Nichols (14)
Third Base:	Nichols (19), Mervis (14)
Shortstop:	Murray (33)
Left Field:	Gallagher (27), Schreck (6)
Center Field:	Taylor (33)
Right Field:	Cheek (32), Schreck (1)
Designated Hitter:	Maxwell (21), Rothenberg (6), Stinebiser (1), Mervis (5)

BLUE DEVILS AT A GLANCE

Overall Record	18-15
Current Streak	Won 4
Series Record	6-4-1
Home	12-9
Road	4-5
Neutral	2-1
Day/Night	14-9/4-6
vs. Top-25 Teams	1-7
In February	7-1
In March	7-13
In April	4-1
In May	0-0
In June	0-0
vs. RHS/LHS	15-9/3-6
Duke Scores First	14-4
Comeback Wins	8
Losses After Leading	6
Extra Innings	2-2
One-Run Games	5-8
Two-Run Games	3-3
Leading After 6/7/8	14-3/15-0/16-0
Trailing After 6/7/8	3-5/2-6/0-12
Duke Out-Hits Opponent	16-4
Opponent Out-Hits Duke	2-9
Two Teams Match on Hits	0-2

TEAM MISCELLANEOUS

Most Games Over .500	7, twice, last 3/12
Most Games Under .500	1 (4/3)
Longest Winning Streak	6 games (2/15-2/23)
Longest Losing Streak	4 games, twice, last 3/29-4/3
Largest Margin of Victory	15 vs. Northwestern (2/23 - Game 2)
Largest Margin of Defeat	10 at North Carolina (3/31)
Fewest Hits, Game	2 vs. North Carolina (3/29)
Fewest Hits Allowed, Game	0 vs. Penn State (3/1)



CHRIS POLLARD

HEAD COACH
SEVENTH SEASON AT DUKE

14

Chris Pollard became Duke University's 25th head baseball coach in June 2012, taking the reigns of the Blue Devil program after successful stints at Pfeiffer University and Appalachian State University. In addition to guiding the Blue Devils to five straight 30-win seasons, Pollard led Duke to an at-large bid to the 2016 NCAA Tournament, ending the program's 55-year drought without making the postseason event. Pollard became the fastest Duke head coach to reach 100 wins with the Blue Devils, recording his 100th victory at Duke March 15, 2016, against Maryland Eastern Shore. During Pollard's tenure, 19 Blue Devils have been selected in the Major League Baseball Draft.

RECORDS

Career	601-478-3
At Duke	216-160
ACC	85-107
ACC Tournament	4-5
NCAA Tournament	7-7

EDUCATION

B.A. Psychology	Davidson '96
M.S. Physical Education	Mississippi St. '04

EXPERIENCE

Duke University (2013-Present)	Head Coach
Appalachian State (2005-12)	Head Coach
Pfeiffer University (2000-04)	Head Coach
Davidson College (1996-99)	Assistant Coach

ACCOMPLISHMENTS

NCAA Tournaments (4)	2004, 2012, 2016, 2018
Conference Championships (2)	2004, 2012
Conference Coach of the Year (2)	2004, 2012

YEAR-BY-YEAR

Year	School	Record	%	Conference	Record	%	Finish
2000	Pfeiffer	20-28	.417	Conference Carolinas	10-15	.400	8th
2001	Pfeiffer	21-26	.447	Conference Carolinas	11-12	.478	6th
2002	Pfeiffer	26-23-1	.530	Conference Carolinas	11-14	.440	8th
2003	Pfeiffer	33-17	.660	Conference Carolinas	16-10	.615	3rd
2004	Pfeiffer	41-14	.745	Conference Carolinas	18-6	.750	1st
2005	Appalachian State	10-42	.192	Southern Conference	5-24	.172	11th
2006	Appalachian State	24-31-1	.438	Southern Conference	9-18	.333	8th
2007	Appalachian State	33-26	.559	Southern Conference	14-13	.519	4th
2008	Appalachian State	32-27	.542	Southern Conference	14-13	.519	6th
2009	Appalachian State	33-21	.611	Southern Conference	15-13	.536	6th
2010	Appalachian State	38-18	.675	Southern Conference	14-14-1	.500	7th
2011	Appalachian State	33-27	.550	Southern Conference	15-15	.500	6th
2012	Appalachian State	41-18	.695	Southern Conference	21-9	.700	t-1st
2013	Duke	26-29	.473	Atlantic Coast Conference	9-21	.300	11th
2014	Duke	33-25	.541	Atlantic Coast Conference	16-14	.533	4th
2015	Duke	31-22	.585	Atlantic Coast Conference	10-19	.345	t-12th
2016	Duke	33-24	.579	Atlantic Coast Conference	14-16	.467	7th
2017	Duke	30-28	.517	Atlantic Coast Conference	12-18	.400	9th
2018	Duke	45-18	.714	Atlantic Coast Conference	18-11	.621	4th
2019	Duke	18-15	.545	Atlantic Coast Conference	6-9	.400	--

CHRIS POLLARD VS. ALL OPPONENTS

School	Duke	Total	School	Duke	Total
Akron	1-0	3-0	Georgia	2-0	2-0
Alabama	0-0	0-3	Georgia Southern	0-0	10-18
Albany	0-0	0-3	Georgia Tech	9-10	9-10
Army West Point	2-1	4-1	Gonzaga	0-2	0-2
Auburn	0-0	1-2	Hartford	1-0	1-0
Binghamton	2-1	2-1	High Point	2-0	11-2
Boston College	4-5	4-5	Indiana	0-0	0-0
Bryant	1-0	1-0	Iona	1-0	1-0
Buffalo	0-0	1-1	Jacksonville State	0-0	5-1
Bucknell	6-0	6-0	Kentucky	0-0	0-1
California	4-2	4-2	LaSalle	1-0	3-0
Campbell	6-4	7-5	Lehigh	3-0	3-0
Canisius	0-0	5-3	Liberty	6-5	6-5
Charleston Southern	0-0	0-1	Louisville	2-8	2-8
Charlotte	1-0	3-1-1	Longwood	5-1	10-2
The Citadel	0-0	10-16	LSU	0-0	2-1
Clemson	3-6	3-6	Marist	0-0	1-0
Coastal Carolina	1-1	1-1	Marshall	1-0	1-0
College of Charleston	0-0	7-20	Maryland	1-2	1-2
Columbia	2-0	4-0	Miami (Fla.)	6-13	7-14
Coppin State	0-0	3-0	Mount St. Mary's	1-0	1-0
Cornell	3-0	5-1	NC State	4-8	5-11
Davidson	7-1	25-7	Niagara	0-0	3-0
Dayton	0-0	3-0	Norfolk State	2-0	2-0
Delaware State	1-0	1-0	North Carolina	6-12	6-18
East Carolina	1-6	1-6	North Carolina A&T	2-0	18-3
East Tennessee State	0-0	5-9	North Carolina Central	14-0	15-0
Elon	0-0	4-21	Northwestern	2-1	2-1
Fairleigh Dickinson	0-0	2-1	Notre Dame	4-2	4-2
Florida	1-2	1-2	Oakland	0-0	3-0
Florida State	5-6	5-11	Ohio State	1-0	1-0
Furman	0-1	20-11	Oklahoma	0-0	1-2
Gardner-Webb	4-0	14-7			
George Mason	0-0	0-2			

ASSISTANT COACHES



12

JOSH JORDAN

Associate Head Coach



11

JASON STEIN

Assistant Coach // Hitting



39

DUSTY BLAKE

Assistant Coach // Pitching



2019 ROSTER

CATCHERS: 5 // INFELDERS: 9 // OUTFIELDERS: 7
RHP: 14 // LHP: 7

PRONUNCIATION GUIDE

Bill Chillari	chill-air-ee
Chris Dutra	dew-tra
Thomas Girard	jer-rard
Cameron Kovachik	koh-vah-chick
Joey Loperfido	low-per-fee-doh
Jason Stein	steen
Graeme Stinson	graham
Matt Stinebiser	sinte-buy-sir
Aaron Therien	thayer-ee-un
Jake Topolski	tah-pole-ski

SUPPORT STAFF

Brad Amersbach	Academic Coordinator
Brad Berndt	Baseball Administrator
Anthony Davis	Equipment Manager
Brittany Del Barba	Digital Video Assistant
Chris Edwards	Play-by-Play Announcer
Josh Foster	Sports Information
Chris Gordon	Director of Operations
Matt Hess	Game Operations
Tony Ledwell	Marketing
Joe Manhertz	Iron Dukes Major Gifts
Brittney Morrison	Ticket Operations
Dan Perlmutter	Strength & Conditioning Coach
Aldo Plata	Athletic Trainer
Sterling Truitt	Live Video Assistant
De'Ana Tyler	Duke Dukes Annual Fund

PLAYERS

#	Name	B/T	Pos.	Ht.	Wt.	Cl.	Hometown (Previous School)
1	Ethan Murray	R/R	RHP/INF	5-11	180	Fr.	Crozet, Va. (The Miller School)
2	Cooper Stinson	R/R	RHP	6-6	245	Fr.	Norcross, Ga. (Norcross)
3	Chris Crabtree	L/L	INF	6-4	220	So.	Bahama, N.C. (Riverside)
4	Wil Hoyle	S/R	INF	5-9	160	So.	Durham, N.C. (Jordan)
5	Jake Swartz	L/R	OF	6-0	175	Fr.	Florence, S.C. (Trinity Burns)
6	Jimmy Loper	R/R	RHP	6-2	210	Fr.	Chesapeake, Va. (Hickory)
7	Chris Dutra	R/R	C	5-11	210	Jr.	New Rochelle, N.Y. (Iona Prep)
8	Thomas Girard	R/R	RHP	5-11	170	So.	Simsbury, Conn. (Avon Old Farms)
9	Damon Lux	R/R	OF	6-1	190	Fr.	Shelbyville, Ind. (Shelbyville)
10	Matt Stinebiser	L/R	C	6-1	185	Fr.	Northville, Mich. (Detroit Catholic Central)
13	Oliver McCarthy	L/L	LHP	6-3	205	Fr.	Brooklyn, N.Y. (Poly Prep)
15	Kennie Taylor	R/R	OF	5-11	170	Sr.	Tampa, Fla. (Jesuit)
16	Aaron Beasley	L/L	LHP/INF	6-3	225	Fr.	Durham, N.C. (Voyager Academy)
17	Matt Dockman	L/L	LHP	6-4	210	So.	Hilliard, Ohio (Watterson)
18	Aaron Therien	S/R	C	6-1	195	Sr.	Durham, N.C. (Durham Academy)
19	Al Pesto	R/R	RHP	6-3	210	Sr.	Savannah, Ga. (Benedictine Military)
20	Matt Mervis	L/R	INF/RHP	6-4	225	Jr.	North Bethesda, Md. (Georgetown Prep)
22	Jake Topolski	R/R	INF	6-0	195	Fr.	Medford, N.J. (Lenape)
23	Kyle Gallagher	R/R	OF	6-4	225	Gr.	Endwell, N.Y. (Maine-Endwell/Cornell)
25	Eli Herrick	L/R	RHP	6-2	200	Jr.	Auburn, Wash. (Puyallup/Bellevue College)
26	Rudy Maxwell	R/R	C	6-4	225	Fr.	Brentwood, Tenn. (Ensworth)
27	Bill Chillari	L/L	LHP	6-2	215	Jr.	Newport, N.J. (St. Augustine Prep)
28	Bryce Jarvis	L/R	RHP/INF	6-2	170	So.	Franklin, Tenn. (Brentwood Academy)
29	Coleman Williams	R/R	RHP	6-4	215	Jr.	Atlanta, Ga. (Marist)
30	Kyle Salley	L/L	LHP/OF	5-9	180	Fr.	Flossmoor, Ill. (Homewood-Flossmoor)
31	Graeme Stinson	L/L	LHP	6-5	250	Jr.	Norcross, Ga. (Norcross)
32	Jack Carey	R/R	RHP	6-0	185	Fr.	Summit, N.J. (St. Peter's Prep)
33	Adam Laskey	R/L	LHP	6-3	205	Jr.	Barrington, N.J. (Haddon Heights)
34	Steve Mann	R/R	OF	6-0	195	So.	Farmington Hills, Mich. (Detroit County Day)
35	Ben Gross	R/R	RHP	6-1	210	Gr.	Cranbury, N.J. (Princeton/Princeton)
36	Joey Loperfido	L/R	INF	6-4	195	So.	Haddonfield, N.J. (Haddonfield Memorial)
37	Josh Nifong	L/R	RHP	6-7	225	So.	High Point, N.C. (High Point Christian Academy)
38	Michael Rothenberg	S/R	C	6-3	210	So.	Boca Raton, N.C. (Pine Crest)
40	RJ Schreck	L/R	OF	6-1	185	Fr.	Los Angeles, Calif. (Harvard-Westlake)
41	Hunter Davis	R/R	RHP	6-4	205	Sr.	Atlanta, Ga. (The Westminster Schools)
42	Erikson Nichols	R/R	INF	6-4	200	Jr.	Oradell, N.J. (Bergen Catholic)
43	Chase Cheek	L/L	OF	6-1	180	Jr.	Orlando, Fla. (Dr. Phillips)
50	Tyler Wardwell	S/R	INF	6-2	185	So.	Cincinnati, Ohio (La Salle)

COACHES

14	Chris Pollard	Head Coach	Davidson ('96)
12	Josh Jordan	Associate Head Coach // Recruiting Coordinator	Catawba ('02)
11	Jason Stein	Assistant Coach // Hitting Coach	Eastern Kentucky ('97)
39	Dusty Blake	Assistant Coach // Pitching Coach	Appalachian State ('03)



TV

ROSTER




1
ETHAN MURRAY
RHP/INF • Fr. • Crozet, Va.



2
COOPER STINSON
RHP • Fr. • Norcross, Ga.



3
CHRIS CRABTREE
INF • So. • Bahama, N.C.



4
WIL HOYLE
INF • So. • Durham, N.C.



5
JAKE SWARTZ
OF • Fr. • Florence, S.C.



6
JIMMY LOPER
RHP • Fr. • Chesapeake, Va.



7
CHRIS DUTRA
C • Jr. • New Rochelle, N.Y.



8
THOMAS GIRARD
RHP • So. • Simsbury, Conn.




9
DAMON LUX
OF • Fr. • Shelbyville, Ind.



10
MATT STINEBISER
C • Fr. • Northville, Mich.



13
OLIVER MCCARTHY
LHP • Fr. • Brooklyn, N.Y.



15
KENNIE TAYLOR
OF • Sr. • Tampa, Fla.



16
AARON BEASLEY
LHP/INF • Fr. • Durham, N.C.




17
MATT DOCKMAN
LHP • So. • Hilliard, Ohio



18
AARON THERIEN
LHP • Sr. • Durham, N.C.



19
AL PESTO
RHP • Sr. • Savannah, Ga.



20
MATT MERVIS
INF/RHP • Jr. • Potomac, Md.



22
JAKE TOPOLSKI
INF • Fr. • Medford, N.J.



23
KYLE GALLAGHER
OF • Gr. • Endwell, N.Y.



25
ELI HERRICK
RHP • Jr. • Auburn, Wash.



26
RUDY MAXWELL
C • Fr. • Brentwood, Tenn.



27
BILL CHILLARI
LHP • Jr. • Newport, N.J.



28
BRYCE JARVIS
RHP/INF • So. • Franklin, Tenn.



29
COLEMAN WILLIAMS
RHP • Jr. • Atlanta, Ga.



30
KYLE SALLEY
LHP/OF • So. • Flossmoor, Ill.



31
GRAEME STINSON
LHP • Jr. • Norcross, Ga.



32
JACK CAREY
RHP • Fr. • Summit, N.J.



33
ADAM LASKEY
LHP • Jr. • Barrington, N.J.



34
STEVE MANN
OF • So. • Farmington Hills, Mich.



35
BEN GROSS
RHP • Gr. • Cranbury, N.J.



36
JOEY LOPERFIDO
INF • So. • Haddonfield, N.J.



37
JOSH NIFONG
RHP • So. • High Point, N.C.



38
MICHAEL ROTHENBERG
C • So. • Boca Raton, Fla.



40
RJ SCHRECK
OF • Fr. • Los Angeles, Calif.



41
HUNTER DAVIS
RHP • Sr. • Atlanta, Ga.



42
ERIKSON NICHOLS
INF • Jr. • Oradell, N.J.



43
CHASE CHEEK
OF • Jr. • Orlando, Fla.



50
TYLER WARDWELL
INF • So. • Cincinnati, Ohio



MAJOR LEAGUE History

MLB DRAFT SELECTIONS

denotes player returned to Duke | ! denotes January secondary draft

Year	Name	Pos.	Organization	Rd.	Overall	Year	Name	Pos.	Organization	Rd.	Overall
2018	Griffin Conine	OF	Toronto Blue Jays	2nd	52	1994	Sean McNally	3B	Kansas City Royals	16th	443
2018	Jimmy Herron	OF	Chicago Cubs	3rd	98	1994	Scott Pinoni	1B	Kansas City Royals	20th	555
2018	Chris Proctor	C	Detroit Tigers	13th	375	1992	Mike Kotarski	LHP	Colorado Rockies	20th	571
2018	Zack Kone	SS	Pittsburgh Pirates	13th	384	1992	Quinton McCracken	2B	Colorado Rockies	25th	771
2018	Ethan DeCaster	RHP	Detroit Tigers	18th	525	1991	John Courtright	LHP	Cincinnati Reds	8th	224
2018	Jack Labosky	RHP	Tampa Bay Rays	22nd	660	1990	Tim Rumer	LHP	New York Yankees	8th	213
2018	Mitch Stallings	LHP	Atlanta Braves	30th	892	1990	Tim Roberts	LHP	Seattle Mariners	75th	1,445
2017	Justin Bellinger	1B	Cincinnati Reds	22nd	647	1989	Mike Trombley	RHP	Minnesota Twins	14th	371
2017	James Ziemba	LHP	Los Angeles Angels	22nd	655	1988	John Furch	1B	Chicago White Sox	23rd	587
2017	Jimmy Herron #	OF	New York Yankees	31st	932	1984	Ron Blanco	2B	Chicago Cubs	24th	599
2016	Bailey Clark	RHP	Chicago Cubs	5th	164	1984	Tommy Decker	C	Cleveland Indians	41st	812
2016	James Ziemba #	LHP	Philadelphia Phillies	37th	1,097	1983	Todd Lamb	RHP	Atlanta Braves	10th	256
2016	Brian McAfee	RHP	Tampa Bay Rays	38th	1,140	1982	Tom Brassil	SS	San Diego Padres	6th	135
2015	Michael Matuella	RHP	Texas Rangers	3rd	78	1981	Tom Brassil #	SS	Detroit Tigers	15th	380
2015	Sarkis Ohanian	RHP	Cincinnati Reds	9th	265	1980	Kevin Rigby	2B	Atlanta Braves	14th	341
2015	Kenny Koplove	RHP	Philadelphia Phillies	17th	504	1979	Larry Doby	OF	Chicago White Sox	34th	811
2015	Andrew Istler	RHP	Los Angeles Dodgers	23rd	702	1976	Steve Kesses !	OF	New York Mets	1st	16
2015	James Marvel	RHP	Pittsburgh Pirates	36th	1,087	1972	Brian Bochow	SS	Pittsburgh Pirates	32nd	699
2014	Drew Van Orden	RHP	Washington Nationals	5th	154	1971	Alan Schwartz	P	Cincinnati Reds	3rd	5
2014	Jordan Betts	3B	Boston Red Sox	18th	554						
2014	Robert Huber	RHP	Oakland Athletics	26th	792						
2012	Marcus Stroman	RHP	Toronto Blue Jays	1st	22						
2011	Dennis O'Grady	RHP	San Diego Padres	34th	1,043						
2010	Jake Lemmerman	SS	Los Angeles Dodgers	5th	172						
2010	Chris Manno	LHP	Washington Nationals	26th	776						
2010	Jeremy Gould	LHP	New York Mets	28th	842						
2010	Michael Ness	RHP	Houston Astros	33rd	993						
2009	Nate Freiman	1B	San Diego Padres	8th	234						
2009	Andrew Wolcott	RHP	Arizona Diamondbacks	17th	516						
2009	Matt Williams	C	Chicago Cubs	18th	560						
2009	Alex Hassan	RHP/OF	Boston Red Sox	20th	618						
2009	Chris Manno #	LHP	Washington Nationals	38th	1,132						
2009	Tim Sherlock	OF	Arizona Diamondbacks	40th	1,206						
2009	Michael Ness #	RHP	San Francisco Giants	47th	1,407						
2008	Nate Freiman #	1B	Texas Rangers	28th	843						
2007	Jimmy Gallagher	OF	Chicago White Sox	7th	239						
2007	Brett Bartles	INF	Cincinnati Reds	30th	919						
2007	Tony Bajoczyk	RHP	Boston Red Sox	34th	1,041						
2004	Tim Layden	LHP/INF	Chicago Cubs	6th	186						
2004	Zach Schreiber	RHP	Atlanta Braves	16th	491						
2003	Brian Patrick	OF	Toronto Blue Jays	25th	740						
2002	Larry Broadway	1B	Montreal Expos	3rd	77						
2002	Kevin Kelly	INF	San Francisco Giants	5th	157						
2001	J.D. Alleva	INF	Kansas City Royals	24th	715						
1999	Vaughn Schill	SS	Seattle Mariners	4th	125						
1999	Chris Capuano	LHP	Arizona Diamondbacks	8th	238						
1999	Stephen Cowie	RHP	Seattle Mariners	9th	287						
1998	Jeff Becker	INF	Milwaukee Brewers	20th	596						
1998	Gregg Maluchinuk	C	Atlanta Braves	20th	611						
1997	Richard Dishman	RHP	Atlanta Braves	23rd	712						
1996	Scott Schoeneweis	LHP	California Angels	3rd	85						
1996	David Darwin	LHP	Detroit Tigers	26th	761						
1996	Richard Dishman #	RHP	San Francisco Giants	46th	1,345						
1996	Mike King	OF	Tampa Bay Devil Rays	62nd	1,613						
1995	Ray Farmer	OF	Seattle Mariners	61st	1,522						
1994	Ryan Jackson	LHP/OF	Florida Marlins	7th	180						

DRAFT PICKS BY POSITION

POSITION	#
RHP	24
LHP	14
C	5
1B	6
2B	3
3B	4
SS	7
OF	12

DRAFT PICKS BY ROUND

ROUND	#
1-5	13
6-10	11
11-15	5
16-20	11
21-25	10
26-30	7
31-35	6
36-40	5

DRAFT PICKS BY ORGANIZATION

AMERICAN LEAGUE		NATIONAL LEAGUE	
ORGANIZATION	#	ORGANIZATION	#
Baltimore Orioles	0	Arizona Diamondbacks	3
Boston Red Sox	3	Atlanta Braves	6
Chicago White Sox	3	Chicago Cubs	5
Cleveland Indians	1	Cincinnati Reds	5
Detroit Tigers	4	Colorado Rockies	2
Houston Astros	1	Los Angeles Dodgers	2
Kansas City Royals	3	Miami Marlins	1
Los Angeles Angels	2	Milwaukee Brewers	1
Minnesota Twins	1	New York Mets	2
New York Yankees	2	Philadelphia Phillies	2
Oakland Athletics	1	Pittsburgh Pirates	3
Seattle Mariners	4	San Diego Padres	3
Tampa Bay Rays	3	San Francisco Giants	3
Texas Rangers	2	St. Louis Cardinals	0
Toronto Blue Jays	3	Washington Nationals	3

16

AARON BEASLEY

FRESHMAN || LHP/INF || L/L || 6-3 || 225 || DURHAM, N.C.

- 2018 *Rawlings-Perfect Game* Honorable Mention All-American (HS)
- Rated as the No. 8 overall prospect and the top-ranked left-handed pitcher in the state of North Carolina by *Perfect Game*
- Made his collegiate debut in game two of the series against Northwestern, working 1.0 inning

CAREER STATISTICS

Year	Avg	GP	GS	AB	R	H	2B	3B	HR	RBI	BB	SO	SB	ATT
2019	-	-	-	-	-	-	-	-	-	-	-	-	-	-
TOTAL	-	-	-	-	-	-	-	-	-	-	-	-	-	-

Year	ERA	W	L	App	GS	CG	SHO	CBO	SV	IP	H	R	ER	BB	SO
2019	0.00	0	0	4	0	0	0	0	0	4.1	3	1	0	3	4
TOTAL	0.00	0	0	4	0	0	0	0	0	4.1	3	1	0	3	4

SINGLE-GAME HIGHS

Hits:
 Doubles:
 Triples:
 Home runs:
 Total bases:
 RBI:
 Runs scored:
 Walks:
 Struck out:
 At bats:
 Stolen bases:
 Innings pitched: 2.0 at NC Central, April 9, 2019
 Walks allowed: 3 vs. Northwestern (2), Feb. 23, 2019
 Strikeouts: 2, twice, last at NC Central, April 9, 2019
 Batters faced: 9 at NC Central, April 9, 2019

2019 GAME-BY-GAME

Date	Opponent	GS	IP	H	R	ER	BB	SO	DEC
2/23/19	Northwestern (2)		1.0	0	0	0	3	2	--
3/9/19	at Virginia		0.1	0	0	0	0	0	--
3/20/19	Campbell		1.0	1	1	0	0	0	--
4/9/19	at NC Central		2.0	2	0	0	0	2	--

32

JACK CAREY

FRESHMAN || RHP || R/R || 6-0 || 185 || SUMMIT, N.J.

- 2018 *Rawlings-Perfect Game* Northeast All-Region First Team
- Rated as the No. 5 overall prospect in the state of New Jersey, and the second-best right-handed pitcher by *Perfect Game*
- Made his collegiate debut in game two of the series against Lehigh, tossing 3.0 scoreless innings
- Pitched the final 3.0 frames in Duke's combined no-hitter over Penn State, recording a season-high five strikeouts to earn his first career save

CAREER STATISTICS

Year	ERA	W	L	App	GS	CG	SHO	CBO	SV	IP	H	R	ER	BB	SO
2019	6.06	1	0	9	0	0	0	1	1	16.1	22	13	11	9	17
TOTAL	6.06	1	0	9	0	0	0	1	1	16.1	22	13	11	9	17

SINGLE-GAME HIGHS

Innings Pitched: 3.1 vs. Northwestern (2), Feb. 23, 2019
 Walks Allowed: 3 vs. Penn, March, 5, 2019
 Strikeouts: 5 vs. Penn State, March 1, 2019
 Batters faced: 19 vs. Northwestern (2), Feb. 23, 2019

RANKINGS

*D*Baseball ACC Impact Freshmen: No. 31

2019 GAME-BY-GAME

Date	Opponent	GS	IP	H	R	ER	BB	SO	DEC
2/16/19	Lehigh		3.0	3	0	0	1	4	--
2/23/19	Northwestern (2)		3.1	7	3	3	2	4	W
3/1/19	vs. Penn State		3.0	0	0	0	0	5	SV
3/5/19	Penn		2.0	1	3	2	3	1	--
3/20/19	Campbell		0.1	3	2	2	0	0	--
3/24/19	Wake Forest		0.2	1	0	0	0	0	--
3/31/19	at North Carolina		1.1	2	0	0	1	2	--
4/3/19	at East Carolina		1.1	3	3	3	1	0	--
4/9/19	at NC Central		1.1	2	2	1	1	1	--

43

CHASE CHEEK

JUNIOR || OF || L/L || 6-1 || 180 || ORLANDO, FLA.

- Elected to the team's leadership council as the junior class representative
- 13-of-15 on stolen base attempts this season, leading the team
- Ranks fourth in the ACC in stolen bases
- Has started 32 contests in right field this season
- Tied for second on the squad in multi-hit games with 10

CAREER STATISTICS

Year	Avg	GP	GS	AB	R	H	2B	3B	HR	RBI	BB	SO	SB	ATT
2017	.190	35	7	42	6	8	2	0	0	1	4	17	2	3
2018	.158	26	1	19	7	3	1	0	0	3	1	8	2	2
2019	.285	32	32	123	25	35	9	2	1	16	15	23	13	15
TOTAL	.250	93	40	184	38	46	12	2	1	20	20	48	17	20

CAREER HIGHS

Hits: 3, twice, last vs. Pittsburgh (1), April 6, 2019
 Doubles: 2 at NC Central, April 9, 2019
 Triples: 1 vs. Northwestern (2), Feb. 23, 2019
 Home runs:
 Total bases: 4, 4 times, last at NC Central, April 9, 2019
 RBI: 3 vs. Wake Forest, March 22, 2019
 Runs scored: 3 vs. Campbell, June 2, 2018
 Walks: 2, twice, last vs. Wake Forest, March 24, 2019
 Struck out: 3 vs. Wake Forest, March 23, 2019
 At bats: 6 vs. Penn, March 5, 2019
 Stolen bases: 2, 4 times, last at Davidson, March 26, 2019

**BILL CHILLARI****JUNIOR || LHP || L/L || 6-2 || 215 || NEWPORT, N.J.**

- Has transitioned to a weekend starter for the team during ACC play
- Worked a career-high 6.0 innings against Louisville
- Tied for second on the team in wins with two

CAREER STATISTICS

Year	ERA	W	L	App	GS	CG	SHO	CBO	SV	IP	H	R	ER	BB	SO
2017	5.87	0	1	15	0	0	0	0	0	15.1	15	11	10	8	12
2018	4.72	6	1	16	7	0	0	3	0	34.1	29	19	18	11	36
2019	3.65	2	1	11	8	0	0	1	0	37.0	31	21	15	14	28
TOTAL	4.47	8	3	42	15	0	0	4	0	86.2	75	51	43	33	76

CAREER HIGHS

Innings pitched: 6.0 vs. Louisville, March 17, 2019
 Walks allowed: 3, twice, last vs. Louisville, March 17, 2018
 Strikeouts: 6 vs. Lehigh, Feb. 15, 2019
 Batters faced: 26 vs. Louisville, March 17, 2019

2018 GAME-BY-GAME

Date	Opponent	GS	IP	H	R	ER	BB	SO	DEC
2/18/18	at Vanderbilt		1.0	3	3	2	0	0	-
2/23/18	Bucknell		1.0	1	0	0	0	2	-
2/27/18	at North Carolina Central		2.0	0	0	0	0	3	-
3/7/18	Longwood		2.0	3	2	2	1	1	W
3/14/18	Yale	*	3.0	1	0	0	1	2	W
3/21/18	Maryland Eastern Shore	*	3.0	0	0	0	0	4	W
3/27/18	Presbyterian		1.0	0	0	0	0	3	-
4/1/18	Notre Dame		1.0	1	0	0	0	3	-
4/4/18	Campbell	*	4.0	2	1	1	1	5	W
4/10/18	Davidson	*	5.0	2	0	0	3	4	W
4/17/18	East Carolina	*	4.0	5	2	2	1	3	L
5/6/18	Gardner-Webb (1)		1.2	0	0	0	1	0	-
5/8/18	Liberty	*	4.0	1	0	0	0	5	W
5/13/18	North Carolina		0.1	5	3	3	0	1	-
5/18/18	at Georgia Tech		0.0	3	4	4	1	0	-
6/4/18	vs. Georgia	*	1.1	2	4	4	2	0	-

2019 GAME-BY-GAME

Date	Opponent	GS	IP	H	R	ER	BB	SO	DEC
2/15/19	Lehigh		2.0	0	0	0	0	6	-
2/19/19	Davidson	*	3.2	0	0	0	1	4	W
2/23/19	Northwestern (2)		1.0	0	0	0	0	1	-
2/26/19	Richmond	*	4.0	3	1	1	0	4	W
3/2/19	vs. Penn State		0.1	2	2	2	1	0	-
3/5/19	Penn	*	2.0	1	0	0	1	2	-
3/10/19	at Virginia (2)	*	4.2	2	1	0	2	3	-
3/17/19	Louisville	*	6.0	6	4	3	3	1	-
3/24/19	Wake Forest	*	4.2	5	4	3	2	4	-
3/31/19	at North Carolina	*	4.2	7	5	5	2	0	L
4/6/19	Pittsburgh (2)	*	4.0	5	4	1	2	3	-

**CHRIS CRABTREE****SOPHOMORE || INF || L/L || 6-4 || 220 || BAHAMA, N.C.**

- Team leader in walks with 23
- Ranks third on the squad in on-base percentage at a mark of .392
- Recorded an inside-the-park home run against NC Central on April 9
- Recipient of the 2018 Omaha Award, awarded to the team's best all-around athlete
- Posted a standout performance in the 2018 NCAA Athens Regional, being named to the All-Tournament team and selected as the Most Outstanding Player

CAREER STATISTICS

Year	Avg	GP	GS	AB	R	H	2B	3B	HR	RBI	BB	SO	SB	ATT
2018	.457	20	6	35	9	16	5	0	2	11	6	5	0	1
2019	.273	33	33	128	26	35	9	1	3	19	23	43	5	6
TOTAL	.313	53	39	163	35	51	14	1	5	30	29	48	5	7

CAREER HIGHS

Hits: 4 vs. Troy, June 3, 2018
 Doubles: 2 vs. Louisville, March 15, 2019
 Triples: 1 vs. Penn State, March 3, 2019
 Home Runs: 2 vs. Troy, June 3, 2018
 Total bases: 10 vs. Troy, June 3, 2018
 RBI: 5 vs. Troy, June 3, 2018
 Runs scored: 3 at Virginia (2), March 10, 2019
 Walks: 3 vs. Penn, March 5, 2019
 Struck out: 3, twice, last vs. Pittsburgh, April 7, 2019
 At bats: 6, twice, last vs. Wake Forest, March 24, 2019
 Stolen bases: 2 vs. Penn, March 5, 2019

HONORS

2018 NCAA Athens Regional All-Tournament Team
 2018 NCAA Athens Regional Most Outstanding Player
 2017-18 ACC Academic Honor Roll



HUNTER DAVIS

SENIOR || RHP || R/R || 6-4 || 205 || ATLANTA, GA.

- Leads the team in appearances with 16, while ranking fifth in innings pitched with 29.1
- Has recorded 33 strikeouts this season, a total that places him for third on the squad
- Elected to the team's leadership council for the fourth straight year, and selected as a team captain for the 2019 squad

CAREER STATISTICS

Year	ERA	W	L	App	GS	CG	SHO	CBO	SV	IP	H	R	ER	BB	SO
2016	4.15	0	0	8	0	0	0	0	0	13.0	16	10	6	10	12
2017	4.20	0	1	12	2	0	0	0	0	15.0	12	9	7	13	15
2018	3.68	2	0	12	0	0	0	0	0	22.0	20	9	9	13	14
2019	1.84	0	2	16	0	0	0	1	2	29.1	18	10	6	19	33
TOTAL	3.18	2	3	48	2	0	0	1	2	79.1	66	38	28	55	74

CAREER HIGHS

Innings pitched: 4.1 at Wake Forest, March 25, 2016
 Walks allowed: 3, twice, last vs. Pittsburgh (2), April 6, 2019
 Strikeouts: 6 at Wake Forest, Mar 25, 2016
 Batters faced: 21 at Wake Forest, Mar 25, 2016

HONORS

2017-18 ACC Academic Honor Roll
 2016-17 ACC Academic Honor Roll
 2015-16 ACC Academic Honor Roll

2018 GAME-BY-GAME

Date	Opponent	GS	IP	H	R	ER	BB	SO	DEC
2/16/18	at Vanderbilt		1.0	6	5	5	1	0	-
2/21/18	NC Central		2.0	0	0	0	1	1	W
2/25/18	Bucknell		0.2	1	0	0	0	2	W
3/2/18	Cornell		0.0	0	0	0	1	0	-
3/14/18	Yale		1.0	0	0	0	1	0	-
3/21/18	Maryland Eastern Shore		1.0	1	0	0	0	1	-
4/3/18	at Richmond		3.0	2	1	1	1	2	-
4/6/18	at Wake Forest		3.0	3	0	0	3	2	-
4/20/18	NC State		3.0	1	0	0	1	3	-
5/18/18	at Georgia Tech		2.0	1	0	0	1	0	-
6/1/18	vs. Troy		4.0	1	1	1	2	3	-
6/10/18	at Texas Tech		1.1	4	2	2	1	0	-

2019 GAME-BY-GAME

Date	Opponent	GS	IP	H	R	ER	BB	SO	DEC
2/15/19	Lehigh		3.0	0	0	0	0	4	-
2/19/19	Davidson		2.1	1	1	1	1	3	-
2/23/19	Northwestern (1)		3.0	3	1	0	1	5	-
2/26/19	Richmond		2.0	0	0	0	2	3	-
3/2/19	vs. Penn State		1.2	2	2	2	2	2	L
3/5/19	Penn		3.0	0	0	0	1	3	-
3/10/19	at Virginia (1)		2.0	1	0	0	2	1	SV
3/12/19	East Carolina		2.0	1	0	0	1	2	-
3/16/19	Louisville		2.1	2	1	1	0	1	-
3/20/19	Campbell		0.1	0	0	0	0	1	-
3/23/19	Wake Forest		2.1	3	2	1	1	2	-
3/26/19	at Davidson		1.1	0	0	0	1	2	SV
3/29/19	at North Carolina		1.2	1	0	0	1	1	-
3/30/19	at North Carolina		0.0	2	2	1	1	0	-
4/6/19	Pittsburgh (2)		0.2	1	1	0	3	0	-
4/7/19	Pittsburgh		1.2	1	0	0	2	3	-



MATT DOCKMAN

SOPHOMORE || LHP || L/L || 6-4 || 210 || HILLIARD, OHIO

- Entered in a relief appearance in game two against Lehigh, working a career-high 3.1 scoreless innings to earn his first career win
- Pitched 1.0 inning in Duke's combined no-hitter over Penn State, recording across his lone inning of work

CAREER STATISTICS

Year	ERA	W	L	App	GS	CG	SHO	CBO	SV	IP	H	R	ER	BB	SO
2018	2.13	0	1	24	1	0	0	1	0	25.1	26	7	6	9	21
2019	5.06	2	1	9	0	0	1	0	0	16.0	20	11	9	4	15
TOTAL	3.27	2	2	33	1	0	0	2	0	41.1	46	18	15	13	36

CAREER HIGHS

Innings pitched: 3.1 vs. Lehigh, Feb. 17, 2019
 Walks allowed: 2 at NC Central, Feb. 27, 2018
 Strikeouts: 4, twice, last vs. Lehigh, Feb. 17, 2019
 Batters faced: 13 vs. Lehigh, Feb. 17, 2019

HONORS

2017-18 ACC Academic Honor Roll

2018 GAME-BY-GAME

Date	Opponent	GS	IP	H	R	ER	BB	SO	DEC
2/16/18	at Vanderbilt		2.0	2	0	0	0	2	-
2/21/18	North Carolina Central		1.0	1	0	0	0	1	-
2/24/18	Bucknell		1.1	2	0	0	1	1	-
2/27/18	at North Carolina Central	*	1.0	2	1	1	2	0	-
3/7/18	Longwood		1.0	0	0	0	0	0	-
3/10/18	Virginia (1)		3.0	1	0	0	0	0	-
3/14/18	Yale		0.1	0	0	0	0	0	-
3/18/18	Miami		1.2	3	1	1	0	2	-
3/21/18	Maryland Eastern Shore		1.1	1	0	0	1	2	-
3/23/18	at Pittsburgh		1.0	1	0	0	0	0	-
3/25/18	at Pittsburgh		0.2	1	0	0	1	1	-
3/30/18	Notre Dame		0.2	0	0	0	0	1	-
4/1/18	Notre Dame		0.1	1	0	0	0	0	-
4/4/18	Campbell		1.0	0	0	0	0	3	-
4/10/18	Davidson		1.0	0	0	0	0	2	-
4/14/18	at Florida State		0.0	0	0	0	1	0	-
4/17/18	East Carolina		1.0	2	0	0	0	0	-
4/20/18	NC State		2.1	3	1	1	0	4	-
4/27/18	at Virginia Tech		0.0	1	0	0	1	0	-
5/13/18	North Carolina		1.0	1	0	0	1	0	-
5/17/18	at Georgia Tech		1.0	1	1	0	1	1	-
5/25/18	vs. Louisville		1.0	1	1	1	0	0	-
6/10/18	at Texas Tech		1.2	0	0	0	0	1	-
6/11/18	at Texas Tech		0.0	2	2	2	0	0	L

2019 GAME-BY-GAME

Date	Opponent	GS	IP	H	R	ER	BB	SO	DEC
2/17/19	Lehigh		3.1	2	0	0	1	4	W
2/23/19	Northwestern (1)		3.0	3	1	0	1	5	-
3/1/19	vs. Penn State		1.0	0	0	0	0	1	-
3/3/19	vs. Penn State		1.0	1	0	0	0	2	-
3/6/19	Penn		1.0	3	2	2	1	0	L
3/9/19	at Virginia		0.1	2	2	2	1	0	-
3/15/19	Louisville		3.0	6	4	2	0	2	-
4/6/19	Pittsburgh (2)		2.0	1	0	0	0	2	W
4/9/19	at NC Central		2.1	0	0	0	1	3	-



KYLE GALLAGER

GRADUATE || OF || R/R || 6-4 || 225 || ENDWELL, N.Y.

- Graduate student transfer from Cornell
- A two-sport athlete at Cornell, playing both football and baseball
- Led the Big Red in doubles (10) last season, and tied for the team lead in runs scored (29) while driving 22 runs
- Tied for third on the team in home runs with three
- Has posted nine multi-hit games, which ties for fourth on the team
- Batting a team-high .375 (15-40) in ACC play

CAREER STATISTICS

Year	Avg	GP	GS	AB	R	H	2B	3B	HR	RBI	BB	SO	SB	ATT
2017 *	.243	20	18	70	6	17	5	0	0	6	2	13	1	2
2018 *	.273	37	37	139	29	38	10	1	1	22	35	29	4	6
2019	.283	33	27	106	19	30	6	0	3	16	11	28	1	1
TOTAL	.261	90	82	315	54	85	21	1	4	44	48	70	6	9

* Denotes at Cornell

SINGLE-GAME HIGHS

Hits: 3 vs. Pittsburgh, April 7, 2019

Doubles: 1, 6 times, last at NC Central, April 9, 2019

Triples:

Home runs: 1, 3 times, last at North Carolina, March 30, 2019

Total bases: 5, twice, last at North Carolina, March 30, 2019

RBI: 3 vs. Davidson, Feb. 19, 2019

Runs scored: 2 vs. Pittsburgh, April 7, 2019

Walks: 1, 11 times, last vs. Pittsburgh, April 7, 2019

Struck out: 3 vs. Northwestern (1), Feb. 23, 2019

At bats: 5, 4 times, last at NC Central, April 9, 2019

Stolen bases: 1 at East Carolina, April 3, 2019



THOMAS GIRARD

SOPHOMORE || RHP || R/R || 5-11 || 170 || SIMSBURY, CONN.

- Third on the team in appearances with 14
- A perfect four-for-four in save opportunities to lead the team
- Pitched for the Mystic Schooners of the New England Collegiate Baseball League over the summer
- Earned NECBL Week 4 Honor Roll accolades, and was named to the NECBL All-Star Game

CAREER STATISTICS

Year	ERA	W	L	App	GS	CG	SHO	CBO	SV	IP	H	R	ER	BB	SO
2018	4.91	0	0	8	0	0	0	0	0	11.0	12	6	6	3	10
2019	1.57	0	4	14	0	0	0	2	4	23.0	13	4	4	9	28
TOTAL	2.65	0	4	22	0	0	0	2	4	34.0	25	10	10	12	38

CAREER HIGHS

Innings pitched: 3.2 vs. Wake Forest, March 24, 2019

Walks allowed: 1, 7 times, last vs. Wake Forest, March 24, 2019

Strikeouts: 4 vs. Wake Forest, March 24, 2019

Batters faced: 15 vs. Wake Forest, March 24, 2019

2018 GAME-BY-GAME

Date	Opponent	GS	IP	H	R	ER	BB	SO	DEC
2/25/18	Bucknell		1.0	1	0	0	0	2	-
3/4/18	Cornell		1.0	0	0	0	0	0	-
3/7/18	Longwood		1.0	1	0	0	1	2	-
3/14/18	Yale		3.0	4	1	1	0	0	-
3/18/18	Miami		1.0	1	0	0	1	1	-
3/21/18	Maryland Eastern Shore		1.0	0	0	0	1	1	-
3/23/18	at Pittsburgh		1.0	4	5	5	0	2	-
4/4/18	Campbell		2.0	1	0	0	0	2	-

2019 GAME-BY-GAME

Date	Opponent	GS	IP	H	R	ER	BB	SO	DEC
2/15/19	Lehigh		1.0	0	0	0	1	2	-
2/19/19	Davidson		1.0	0	0	0	0	2	-
2/24/19	Northwestern		1.2	0	0	0	0	3	-
2/26/19	Richmond		1.0	0	0	0	1	2	SV
3/3/19	vs. Penn State		2.0	2	0	0	0	2	-
3/5/19	Penn		1.0	2	1	1	0	1	L
3/10/19	at Virginia (2)		1.1	0	0	0	1	1	SV
3/12/19	East Carolina		1.0	0	0	0	0	1	-
3/17/19	Louisville		2.0	1	0	0	0	2	-
3/23/19	Wake Forest		2.1	3	1	1	0	3	L
3/24/19	Wake Forest		3.2	4	1	1	1	4	L
3/30/19	at North Carolina		2.0	1	1	1	2	2	L
4/6/19	Pittsburgh (1)		2.0	0	0	0	3	3	SV
4/9/19	at NC Central		1.0	0	0	0	0	0	SV



BEN GROSS

GRADUATE || RHP || R/R || 6-1 || 210 || CRANBURY, N.J.

- Graduate student transfer from Princeton
- Drafted in the 34th round (No. 1,032 overall) of the 2018 MLB Draft by the Houston Astros
- Named to the All-Ivy League second team following the 2018 campaign
- Team leader in wins with four this season
- Ranks first among ACC pitchers in opposing batting average in conference play, holding hitters to a .123 mark (8-65)
- Worked a season-high 7.0 innings in the series opener against Pittsburgh
- Owns a 0.84 ERA (2 ER/21.1 IP) as a starter

CAREER STATISTICS

Year	ERA	W	L	App	GS	CG	SHO	CBO	SV	IP	H	R	ER	BB	SO
2016 *	0.00	0	0	2	0	0	0	0	0	3.0	2	0	0	1	2
2017 *	4.20	3	5	9	9	1	0	0	0	49.1	56	29	23	13	48
2018 *	4.47	4	5	9	9	1	1	0	0	52.1	54	29	26	7	52
2019	2.43	4	2	11	4	0	0	1	0	29.2	14	8	8	13	41
TOTAL	3.82	11	12	31	22	2	1	1	0	134.1	126	66	57	34	143

* Denotes at Princeton

SINGLE-GAME HIGHS

Innings Pitched: 7.0 vs. Pittsburgh (1), April 6, 2019

Walks Allowed: 4 vs. Pittsburgh (1), April 6, 2019

Strikeouts: 10 vs. Pittsburgh (1), April 6, 2019

Batters faced: 25, twice, last vs. Pittsburgh (1), April 6, 2019

2019 GAME-BY-GAME

Date	Opponent	GS	IP	H	R	ER	BB	SO	DEC
2/15/19	Lehigh		2.0	1	0	0	0	3	-
2/19/19	Davidson		2.0	2	2	2	1	5	-
2/23/19	Northwestern (1)		1.0	0	0	0	0	2	W
3/3/19	vs. Penn State		1.0	1	1	1	1	3	W
3/6/19	Penn	*	3.0	2	0	0	1	6	-
3/10/19	at Virginia (2)		1.1	1	0	0	2	2	-
3/17/19	Louisville		0.0	2	3	3	1	0	L
3/20/19	Campbell		1.0	0	0	0	0	0	-
3/22/19	Wake Forest	*	5.0	1	1	1	1	6	W
3/29/19	at North Carolina	*	6.1	2	1	1	2	4	L
4/6/19	Pittsburgh (1)	*	7.0	2	0	0	4	10	W

25 ELI HERRICK

JUNIOR || RHP || L/R || 6-2 || 200 || AUBURN, WASH.

- Junior college transfer from Bellevue College
- Named 2018 Northwest Athletic Conference North Runner-Up Starting Pitcher of the Year at Bellevue
- Second on the team in appearances with 15
- Recorded a season-high seven strikeouts in the series finale with Wake Forest, working a season-high tying 3.0 innings
- Has earned wins in back-to-back appearances, most recently in Tuesday's matchup at NC Central
- Has posted four consecutive scoreless outings

CAREER STATISTICS

Year	ERA	W	L	App	GS	CG	SHO	CBO	SV	IP	H	R	ER	BB	SO
2019	4.76	2	1	15	0	0	0	0	1	22.2	20	15	12	10	31
TOTAL	4.76	2	1	15	0	0	0	0	1	22.2	20	15	12	10	31

SINGLE-GAME HIGHS

Innings Pitched: 3.0, 3 times, last vs. Wake Forest, March 24, 2019
 Walks Allowed: 2, 3 times, last vs. Wake Forest, March 24, 2019
 Strikeouts: 7 vs. Wake Forest, March 24, 2019
 Batters faced: 15 at Virginia, March 9, 2019

2018 GAME-BY-GAME

Date	Opponent	GS	IP	H	R	ER	BB	SO	DEC
2/17/19	Lehigh		2.0	2	0	0	0	4	SV
2/24/19	Northwestern		0.2	3	3	2	1	0	L
2/26/19	Richmond		1.0	1	1	0	0	2	-
3/2/19	vs. Penn State		1.0	0	0	0	0	3	-
3/5/19	Penn		3.0	3	3	2	2	2	-
3/9/19	at Virginia		3.0	2	1	1	2	3	-
3/15/19	Louisville		2.0	1	0	0	1	3	-
3/20/19	Campbell		1.2	3	2	2	1	1	-
3/24/19	Wake Forest		3.0	2	0	0	2	7	-
3/30/19	at North Carolina		1.1	2	2	2	0	0	-
3/31/19	at North Carolina		0.0	1	3	3	1	0	-
4/3/19	at East Carolina		1.0	0	0	0	0	0	-
4/6/19	Pittsburgh (2)		1.1	0	0	0	0	3	-
4/7/19	Pittsburgh		1.1	0	0	0	0	3	W
4/9/19	at NC Central		0.1	0	0	0	0	0	W

4 WIL HOYLE

SOPHOMORE || INF || S/R || 5-9 || 160 || DURHAM, N.C.

- Did not see game action in 2018
- Played for the Wilmington Sharks of the Coastal Plain League over the summer
- Chosen by the Oakland Athletics in the 38th round (No. 1,131 overall) of the 2017 MLB Draft
- Made his collegiate debut in game two against Lehigh, entering as a pinch-hitter late in the ballgame before seeing time at second base
- First career start came in the series finale against Northwestern (2/24)

CAREER STATISTICS

Year	Avg	GP	GS	AB	R	H	2B	3B	HR	RBI	BB	SO	SB	ATT
2018	-	-	-	-	-	-	-	-	-	-	-	-	-	-
2019	.154	14	2	13	3	2	0	0	0	0	2	8	0	0
TOTAL	.154	14	2	13	3	2	0	0	0	0	2	8	0	0

CAREER HIGHS

Hits: 1, twice, last vs. Campbell, March 20, 2019
 Doubles:
 Triples:
 Home runs:
 Total bases: 1, twice, last vs. Campbell, March 20, 2019
 RBI:
 Runs scored: 2 vs. Northwestern (2), Feb. 23, 2019
 Walks: 1, twice, last vs. Penn, March 6, 2019
 Struck out: 2, twice, last vs. Penn, March 6, 2019
 At bats: 3, twice, last vs. Penn, March 6, 2019
 Stolen bases:

28 BRYCE JARVIS

SOPHOMORE || RHP/INF || L/R || 6-2 || 185 || FRANKLIN, TENN.

- Currently ranks second on the team in strikeouts with 48
- Tied for second on the squad in wins with two on the season
- Worked a career-high 7.0 innings at Virginia, allowing only one unearned run to notch his second win of the season
- Earned his first save of the season, working the final inning of game two against Pittsburgh

CAREER STATISTICS

Year	ERA	W	L	App	GS	CG	SHO	CBO	SV	IP	H	R	ER	BB	SO
2018	2.45	5	1	25	5	0	0	3	1	47.2	23	14	13	22	67
2019	5.05	2	0	10	7	0	0	0	1	41.0	42	28	23	22	48
TOTAL	3.65	7	1	35	12	0	0	3	2	88.2	65	42	36	44	115

CAREER HIGHS

Innings Pitched: 7.0 at Virginia (1), March 10, 2019
 Walks Allowed: 5 vs. Northwestern (2), Feb. 23, 2019
 Strikeouts: 9 vs. Lehigh, Feb. 16, 2019
 Batters faced: 30 at Virginia (1), March 10, 2019

HONORS

2017-18 ACC Academic Honor Roll

RANKINGS

DBaseball Top 350 College Prospects: No. 135

2018 GAME-BY-GAME

Date	Opponent	GS	IP	H	R	ER	BB	SO	DEC
2/25/18	Bucknell		1.0	2	0	0	0	2	-
2/27/18	at North Carolina Central		1.0	1	2	2	1	3	-
3/4/18	Cornell		2.0	0	0	0	1	5	-
3/7/18	Longwood	*	2.0	0	0	0	1	2	-
3/13/18	Yale	*	3.0	2	0	0	0	3	-
3/18/18	Miami		1.1	1	1	1	1	1	-
3/20/18	at Campbell	*	3.0	1	0	0	2	4	-
3/24/18	at Pittsburgh		1.0	1	1	1	2	2	-
3/27/18	Presbyterian		3.0	0	0	0	0	6	W
4/1/18	Notre Dame		1.0	0	0	0	0	2	W
4/3/18	at Richmond	*	2.0	2	1	1	1	2	-
4/6/18	at Wake Forest		1.2	1	2	2	2	3	-
4/10/18	Davidson		2.0	1	0	0	1	2	-
4/14/18	at Florida State		1.1	0	0	0	1	2	-
4/17/18	East Carolina		1.1	2	3	2	1	0	-
4/27/18	at Virginia Tech		0.2	0	1	1	1	1	L
4/28/18	at Virginia Tech		2.0	0	0	0	0	2	W
5/6/18	Gardner-Webb (2)		1.0	0	0	0	0	1	-
5/8/18	Liberty		1.1	1	0	0	0	2	-
5/12/18	North Carolina		1.0	0	0	0	1	0	-
5/19/18	at Georgia Tech		2.2	2	1	1	2	4	W
5/24/18	vs. Wake Forest		3.0	0	0	0	0	6	W
6/2/18	vs. Troy		2.1	4	1	1	2	1	-
6/3/18	vs. Troy		4.0	0	0	0	0	8	SV
6/11/18	at Texas Tech	*	3.0	2	1	1	2	3	-

2019 GAME-BY-GAME

Date	Opponent	GS	IP	H	R	ER	BB	SO	DEC
2/16/19	Lehigh	*	4.0	1	1	0	2	9	W
2/23/19	Northwestern (2)	*	2.2	3	5	5	5	3	-
3/2/19	vs. Penn State	*	5.0	7	4	3	1	8	-
3/10/19	at Virginia (1)	*	7.0	6	1	0	2	4	W
3/16/19	Louisville	*	6.2	3	1	0	3	7	-
3/23/19	Wake Forest	*	4.1	11	6	6	3	6	-
3/30/19	at North Carolina	*	4.2	2	3	2	4	2	-
4/3/19	at East Carolina		1.0	0	0	0	0	0	-
4/6/19	Pittsburgh (2)		1.0	1	0	0	0	2	SV
4/7/19	Pittsburgh		4.2	8	7	7	2	7	-

33 ADAM LASKEY

JUNIOR || LHP || R/L || 6-3 || 205 || BARRINGTON, N.J.

- One of the team's three returning starters in 2019
- Made his first appearance of the season in the series opener with Wake Forest, tossing 1.0 inning
- Pitched for the Falmouth Commodores of the Cape Cod League over the summer
- Named the Cape Cod Baseball League's Whitehouse Outstanding Pitcher
- Earned 2018 *Perfect Game/Rawlings* First Team Collegiate All-America honors following his stellar summer
- *DIBaseball's* fifth-best prospect in the ACC

CAREER STATISTICS

Year	ERA	W	L	App	GS	CG	SHO	CBO	SV	IP	H	R	ER	BB	SO
2017	6.83	4	5	16	14	0	0	1	0	55.1	82	45	42	24	48
2018	5.47	6	4	16	15	0	0	1	0	75.2	79	50	46	38	61
2019	12.60	0	0	4	1	0	0	0	0	5.0	10	8	7	7	6
TOTAL	6.29	10	9	36	30	0	0	2	0	136.0	171	103	95	69	115

CAREER HIGHS

Innings pitched: 7.0, twice, last at Pitt, March 23, 2018
 Walks allowed: 5, 3 times, last vs. North Carolina, May 13, 2018
 Strikeouts: 10 vs. Bucknell, Feb. 23, 2018
 Batters faced: 27, 4 times

RANKINGS

Baseball America 2019 Top 200 MLB Draft Prospects: No. 61
DIBaseball Top 350 College Prospects: No. 32
DIBaseball Top ACC Prospects, 2019 Draft: No. 5
Perfect Game Top 300 Prospects, 2019 Draft: No. 94
Perfect Game Top 100 College Prospects, 2019 Draft: No. 50
Perfect Game 2019 Top 100 College Juniors: No. 48

2018 GAME-BY-GAME

Date	Opponent	GS	IP	H	R	ER	BB	SO	DEC
2/16/18	at Vanderbilt	*	4.0	5	3	3	2	1	L
2/23/18	Bucknell	*	7.0	4	0	0	0	10	W
3/2/18	Cornell	*	6.0	5	2	2	4	4	W
3/9/18	Virginia	*	5.2	3	3	3	5	4	W
3/16/18	Miami	*	6.0	6	3	2	0	6	W
3/23/18	at Pittsburgh	*	7.0	2	1	0	4	8	W
3/30/18	Notre Dame	*	6.1	5	4	3	2	5	-
4/6/18	at Wake Forest	*	3.1	10	8	8	2	3	L
4/13/18	at Florida State	*	6.2	6	1	1	3	5	W
4/20/18	NC State	*	3.2	11	8	7	3	0	L
4/27/18	at Virginia Tech	*	6.1	6	3	3	1	4	-
5/6/18	Gardner-Webb	*	4.0	2	3	3	5	3	-
5/13/18	North Carolina	*	3.2	5	5	5	5	3	L
5/19/18	at Georgia Tech	*	2.1	2	2	2	1	3	-
5/25/18	vs. Louisville	*	3.0	2	0	0	0	1	-
6/3/18	vs. Troy	*	0.2	5	4	4	1	1	-

2019 GAME-BY-GAME

Date	Opponent	GS	IP	H	R	ER	BB	SO	DEC
3/22/19	Wake Forest		1.0	1	0	0	1	1	-
3/26/19	at Davidson		0.2	2	2	1	1	1	-
3/31/19	at North Carolina		1.1	2	3	3	3	2	-
4/9/19	at NC Central	*	2.0	5	3	3	2	2	-

6 JIMMY LOPER

FRESHMAN || RHP || R/R || 6-2 || 210 || CHESAPEAKE, VA.

- 2017 *Rawlings-Perfect Game* Honorable Mention All-American (HS)
- Rated as the No. 23 overall prospect and the ninth-best right-handed pitcher in the state of Virginia by *Perfect Game*

CAREER STATISTICS

Year	ERA	W	L	App	GS	CG	SHO	CBO	SV	IP	H	R	ER	BB	SO
2019	-	-	-	-	-	-	-	-	-	-	-	-	-	-	-
TOTAL	-	-	-	-	-	-	-	-	-	-	-	-	-	-	-

SINGLE-GAME HIGHS

Innings Pitched:
 Walks Allowed:
 Strikeouts:
 Batters faced:

36 JOEY LOPERFIDO

SOPHOMORE || INF || L/R || 6-4 || 195 || HADDONFIELD, N.J.

- Makes the shift to second base after being the team's primary first baseman a season ago
- Suffered an injury in the series opener against Northwestern, missing 23 games of action
- Returned to the lineup in the April 3 at East Carolina
- Paced the team's offense in 2018, leading the way with a .315 average, and starting all 63 contests
- Provided Duke with the game-winning hits in the final two games of the series against Pittsburgh, a two-run home run in game two and a walk-off single in the series finale
- Tabbed to the *Collegiate Baseball* Freshman All-America Team in 2018
- Named to the ACC All-Freshman Team last season
- Elected to the team's leadership council for a second consecutive year, serving as the sophomore class representative

CAREER STATISTICS

Year	Avg	GP	GS	AB	R	H	2B	3B	HR	RBI	BB	SO	SB	ATT
2018	.315	63	63	219	45	69	11	3	6	43	28	55	16	22
2019	.324	10	10	34	6	11	1	0	1	7	8	4	5	7
TOTAL	.316	73	73	253	51	80	12	3	7	50	36	59	21	29

CAREER HIGHS

Hits: 4, twice, last vs. Pittsburgh (2), April 6, 2019
 Doubles: 1, 12 times, last vs. Pittsburgh, April 7, 2019
 Triples: 1, 3 times, last at Texas Tech, June 10, 2018
 Home Runs: 1, 7 times, last vs. Pittsburgh (2), April 6, 2019
 Total bases: 7 vs. Pittsburgh (2), April 6, 2019
 RBI: 5 vs. Bucknell, Feb. 25, 2018
 Runs scored: 3 vs. Bucknell, Feb. 25, 2018
 Walks: 2, 4 times, last vs. Lehigh, Feb. 16, 2019
 Struck out: 3, twice, last at Florida State, April 13, 2018
 At bats: 6 vs. Troy, June 3, 2018
 Stolen bases: 2, 4 times, last vs. Lehigh, Feb. 16, 2019

HONORS

2018 ACC All-Freshman Team
 2018 *Collegiate Baseball* Freshman All-America Team

RANKINGS

DI Baseball Top ACC Prospects, 2020 Draft: No. 9



DAMON LUX

FRESHMAN || OF || R/R || 6-1 || 190 || SHELBYVILLE, IND.

- 2018 *Perfect Game/Rawlings* Honorable Mention All-American (HS)
- Rated as the No. 40 overall prospect and the fifth-ranked outfielder in the state of Indiana by *Perfect Game*
- Made his collegiate debut in game two against Lehigh, entering as a pinch-hitter late in the ballgame before seeing time at left field

CAREER STATISTICS

Year	Avg	GP	GS	AB	R	H	2B	3B	HR	RBI	BB	SO	SB	ATT
2019	.000	8	0	5	0	0	0	0	0	0	1	2	0	0
TOTAL	.000	8	0	5	0	0	0	0	0	0	1	2	0	0

SINGLE-GAME HIGHS

Hits:
 Doubles:
 Triples:
 Home Runs:
 Total bases:
 RBI:
 Runs scored:
 Walks: 1 vs. Campbell, March 20, 2019
 Struck out: 1, twice, last vs. Penn State, March 1, 2019
 At bats: 1, 5 times, last at North Carolina, March 31, 2019
 Stolen bases:



STEVE MANN

SOPHOMORE || OF || R/R || 6-0 || 195 || FARMINGTON HILLS, MICH.

- Posted a .400 on-base percentage in 2018 as a freshman
- First career hit was a walkoff single in the bottom of the 11th to help Duke to a series win over then-No. 18 Virginia last season
- Drafted in the 38th round (No. 1,145) of the 2017 MLB Draft by the Detroit Tigers

CAREER STATISTICS

Year	Avg	GP	GS	AB	R	H	2B	3B	HR	RBI	BB	SO	SB	ATT
2018	.182	18	2	22	6	4	0	0	0	1	5	11	0	0
2019	.000	9	0	8	1	0	0	0	0	0	1	6	0	0
TOTAL	.133	27	2	30	7	4	0	0	0	1	6	17	0	0

CAREER HIGHS

Hits: 1, 4 times, last vs. Notre Dame, April 1, 2018
 Doubles:
 Triples:
 Home Runs:
 Total bases: 1, 4 times, last vs. Notre Dame, April 1, 2018
 RBI: 1 vs. Virginia, March 10, 2018
 Runs scored: 1, 7 times, last vs. vs. Northwestern (2), Feb. 23, 2019
 Walks: 1, 5 times, last at Richmond, April 3, 2018
 Struck out: 3 at Pitt, March, 25, 2018
 At bats: 4 at Pitt, March, 25, 2018
 Stolen bases:

HONORS

2017-18 ACC Academic Honor Roll



RUDY MAXWELL

FRESHMAN || C || R/R || 6-4 || 225 || BRENTWOOD, TENN.

- Rated as the No. 14 overall prospect and the second-best catcher in the state of Tennessee by *Perfect Game*
- Ranks third on the team in batting average, hitting at a .284 clip, while placing fifth in hits with 31
- Recorded his first career grand slam in the series finale at Virginia to push the Blue Devils to a series-clinching victory

CAREER STATISTICS

Year	Avg	GP	GS	AB	R	H	2B	3B	HR	RBI	BB	SO	SB	ATT
2019	.284	28	28	109	20	31	8	3	2	14	8	25	2	2
TOTAL	.284	28	28	109	20	31	8	3	2	14	8	25	2	2

SINGLE-GAME HIGHS

Hits: 3, 3 times, last vs. Wake Forest, March 22, 2019
 Doubles: 2 vs. Campbell, March 20, 2019
 Triples: 1, 3 times, last vs. Wake Forest, March 22, 2019
 Home Runs: 1, twice, last at Virginia (2), March 10, 2019
 Total bases: 6, twice, last vs. Wake Forest, March 22, 2019
 RBI: 4 at Virginia (2), March 10, 2019
 Runs scored: 4 vs. Wake Forest, March 22, 2019
 Walks: 1, 8 times, last at North Carolina, March 29, 2019
 Struck out: 4 vs. Lehigh, Feb. 15, 2019
 At bats: 6 vs. Penn, March 5, 2019
 Stolen bases: 1, twice, last vs. Penn, March 6, 2019



OLIVER MCCARTHY

FRESHMAN || LHP || L/L || 6-3 || 205 || BROOKLYN, N.Y.

- 2018 *Perfect Game/Rawlings* Honorable Mention All-American (HS) and Northeast All-Region First Team selection
- Rated as the No. 6 overall prospect and the second-best left-handed pitcher in the state of New York by *Perfect Game*

CAREER STATISTICS

Year	ERA	W	L	App	GS	CG	SHO	CBO	SV	IP	H	R	ER	BB	SO
2019	-	-	-	-	-	-	-	-	-	-	-	-	-	-	-
TOTAL	-	-	-	-	-	-	-	-	-	-	-	-	-	-	-

SINGLE-GAME HIGHS

Innings pitched:
 Walks allowed:
 Strikeouts:
 Batters faced:

20 MATT MERVIS

JUNIOR || INF/RHP || L/R || 6-4 || 225 || POTOMAC, MD.

- Has seen action in 26 contests this season, including 14 starts at third base and five at designated hitter
- Tied for the team lead in home runs with four round-trippers this season
- Owns an on-base percentage of .449

CAREER STATISTICS

Year	Avg	GP	GS	AB	R	H	2B	3B	HR	RBI	BB	SO	SB	ATT
2017	.333	4	2	6	3	2	2	0	0	1	2	1	1	1
2018	.250	4	0	4	0	1	0	0	0	0	0	3	0	0
2019	.314	25	19	70	13	22	2	0	4	17	13	19	0	0
TOTAL	.313	33	21	80	16	25	4	0	4	18	15	23	1	1

Year	ERA	W	L	App	GS	CG	SHO	CBO	SV	IP	H	R	ER	BB	SO
2017	7.83	2	2	21	1	0	0	0	0	23.0	25	21	20	18	21
2018	4.91	3	0	20	0	0	0	1	0	25.2	21	18	14	10	21
2019	3.60	1	0	4	0	0	0	0	0	5.0	10	5	2	2	4
TOTAL	6.04	6	2	45	1	0	0	1	0	53.2	56	44	36	30	46

CAREER HIGHS

- Hits: 3 at Davidson, March 26, 2019
- Doubles: 1, 3 times, last vs. Wake Forest, March 23, 2019
- Triples:
- Home runs: 1, 3 times, last at Davidson, March 26, 2019
- Total bases: 6 at Davidson, March 26, 2019
- RBI: 3 vs. Northwestern (2), Feb. 23, 2019
- Runs scored: 2, 3 times, last vs. Wake Forest, March 23, 2019
- Walks: 2 vs. Wake Forest, March 23, 2019
- Struck out: 3 vs. East Carolina, March 12, 2019
- At bats: 4, twice, last at Davidson, March 26, 2019
- Stolen bases: 1 vs. NC Central, April 19, 2017
- Innings pitched: 3.2, twice, last at Wake Forest, April 9, 2018
- Walks allowed: 3 vs. Cornell, March 2, 2018
- Strikeouts: 4, twice, last at Wake Forest, April 9, 2018
- Batters faced: 16, twice, last at Wake Forest, April 9, 2018

HONORS

- 2017-18 ACC Academic Honor Roll
- 2016-17 ACC Academic Honor Roll

2018 GAME-BY-GAME

Date	Opponent	GS	IP	H	R	ER	BB	SO	DEC
2/16/18	at Vanderbilt	1.0	2	1	1	0	0	0	-
2/18/18	at Vanderbilt	1.0	0	0	0	0	0	1	-
2/21/18	North Carolina Central	1.0	0	0	0	0	0	0	-
2/24/18	Bucknell	0.2	0	0	0	0	0	1	W
2/27/18	at North Carolina Central	3.0	1	0	0	0	0	3	W
3/2/18	Cornell	0.2	0	1	1	3	1	-	-
3/7/18	Longwood	1.0	2	1	1	0	0	-	-
3/10/18	Virginia (2)	0.2	0	0	0	0	1	-	-
3/13/18	Yale	1.1	0	2	2	2	3	-	-
3/18/18	Miami	1.0	1	0	0	0	1	-	-
3/21/18	Maryland Eastern Shore	1.0	0	0	0	0	0	-	-
3/27/18	Presbyterian	2.0	1	0	0	1	2	-	-
3/30/18	Notre Dame	1.0	0	0	0	0	1	W	-
4/1/18	Notre Dame	0.2	0	1	1	0	0	-	-
4/4/18	Campbell	2.0	1	1	1	0	0	-	-
4/9/18	at Wake Forest	3.2	4	2	2	2	4	-	-
4/14/18	at Florida State	0.1	0	0	0	1	1	-	-
4/17/18	East Carolina	0.0	2	2	2	0	0	-	-
5/6/18	Gardner-Webb (1)	2.0	1	0	0	0	0	-	-
5/18/18	Georgia Tech	1.2	6	7	3	1	2	-	-

2019 GAME-BY-GAME

Date	Opponent	GS	IP	H	R	ER	BB	SO	DEC
2/26/19	Richmond	1.0	0	0	0	1	1	-	-
3/6/19	Penn	2.0	1	0	0	0	3	-	-
3/10/19	at Virginia (2)	1.1	5	1	1	0	0	W	-
3/20/19	Campbell	0.2	4	4	1	1	0	-	-

1 ETHAN MURRAY

FRESHMAN || INF/RHP || R/R || 5-11 || 180 || CROZET, VA.

- Rated as the No. 34 overall prospect and the 10th-ranked shortstop in the state of Virginia by *Perfect Game*
- Has started every contest this season at shortstop
- Tied for second on the team in RBI with 23 this season
- Ranks second on the team in walks with 22
- Tied for third on the squad in home runs with three

CAREER STATISTICS

Year	Avg	GP	GS	AB	R	H	2B	3B	HR	RBI	BB	SO	SB	ATT
2019	.261	33	33	111	25	29	1	2	3	23	22	32	5	6
TOTAL	.261	33	33	111	25	29	1	2	3	23	22	32	5	6

Year	ERA	W	L	App	GS	CG	SHO	CBO	SV	IP	H	R	ER	BB	SO
2019	-	-	-	-	-	-	-	-	-	-	-	-	-	-	-
TOTAL	-	-	-	-	-	-	-	-	-	-	-	-	-	-	-

SINGLE-GAME HIGHS

- Hits: 3 vs. Northwestern (2), Feb. 23, 2019
- Doubles: 1 vs. Penn State, March 1, 2019
- Triples: 1, twice, last vs. Northwestern (2), Feb. 23, 2019
- Home runs: 1, 3 times, last at North Carolina, March 31, 2019
- Total bases: 5, 3 times, last at North Carolina, March 31, 2019
- RBI: 4, twice, last vs. Wake Forest, March 22, 2019
- Runs scored: 3 vs. Northwestern (2), Feb. 23, 2019
- Walks: 3 vs. Louisville, March 17, 2019
- Struck out: 3, twice, last at East Carolina, April 3, 2019
- At bats: 5 vs. Penn State, March 1, 2019
- Stolen bases: 1, 5 times, last vs. Pittsburgh (2), April 6, 2019
- Innings pitched:
- Walks allowed:
- Strikeouts:
- Batters faced:

RANKINGS

D1Baseball ACC Impact Freshmen: No. 38

42 ERIKSON NICHOLS

JUNIOR || INF || R/R || 6-4 || 200 || ORADELL, N.J.

- Began the season with a 24-game reached base streak, which came to an end March 26 at Davidson
- Ranks second on the team in hits with 37
- Tied for the team lead with seven multiple-RBI games

CAREER STATISTICS

Year	Avg	GP	GS	AB	R	H	2B	3B	HR	RBI	BB	SO	SB	ATT
2017	.235	39	21	85	12	20	5	0	0	9	3	27	2	2
2018	.211	36	0	19	3	4	0	0	0	0	0	6	0	0
2019	.272	33	33	136	15	37	7	0	0	22	9	37	1	2
TOTAL	.254	108	54	240	30	61	12	0	0	31	12	70	3	4

CAREER HIGHS

Hits: 3, twice, last at North Carolina, March 30, 2019
 Doubles: 2, twice, last at North Carolina, March 30, 2019
 Triples:
 Home Runs:
 Total bases: 5 at North Carolina, March 30, 2019
 RBI: 2, 9 times, last vs. Pittsburgh, April 7, 2019
 Runs scored: 2, 3 times, last vs. Northwestern (2), Feb. 23, 2019
 Walks: 2 vs. Richmond, Feb. 26, 2019
 Struck out: 3, 8 times, last at East Carolina, April 3, 2019
 At bats: 6 vs. Wake Forest, March 24, 2019
 Stolen bases: 1, 3 times, last vs. Penn, March 5, 2019

HONORS

2017-18 ACC Academic Honor Roll
 2016-17 ACC Academic Honor Roll

37 JOSH NIFONG

SOPHOMORE || RHP || L/R || 6-7 || 225 || HIGH POINT, N.C.

- Made his first appearance of the season in the series opener at Virginia, working 0.2 innings
- Made five relief appearances as a freshman in 2018, averaging one strikeout per inning

CAREER STATISTICS

Year	ERA	W	L	App	GS	CG	SHO	CBO	SV	IP	H	R	ER	BB	SO
2018	13.50	0	0	5	0	0	0	0	0	4.0	6	8	6	10	4
2019	27.00	0	0	1	0	0	0	0	0	0.2	3	2	2	1	1
TOTAL	15.43	0	0	6	0	0	0	0	0	4.2	9	10	8	11	5

CAREER HIGHS

Innings pitched: 1.0, 4 times, last vs. Maryland Eastern Shore, March 21, 2018
 Walks allowed: 3 at Vanderbilt, Feb. 18, 2018
 Strikeouts: 2 vs. Maryland Eastern Shore, March 21, 2018
 Batters faced: 9 at Vanderbilt, Feb. 18, 2018

HONORS

2017-18 ACC Academic Honor Roll

2018 GAME-BY-GAME

Date	Opponent	GS	IP	H	R	ER	BB	SO	DEC
2/18/18	at Vanderbilt		1.0	3	4	3	3	1	-
2/21/18	NC Central		0.0	1	1	1	2	0	-
3/4/18	Cornell		1.0	0	1	0	1	1	-
3/7/18	Longwood		1.0	0	0	0	2	0	-
3/21/18	Maryland Eastern Shore		1.0	2	2	2	2	2	-

2019 GAME-BY-GAME

Date	Opponent	GS	IP	H	R	ER	BB	SO	DEC
3/9/19	at Virginia		0.2	3	2	2	1	1	-

19 AL PESTO

SENIOR || RHP || R/R || 6-3 || 210 || SAVANNAH, GA.

- Did not see game action in 2018
- Has made two appearances this season, including a scoreless outing against Campbell with 2.0 innings of work

CAREER STATISTICS

Year	ERA	W	L	App	GS	CG	SHO	CBO	SV	IP	H	R	ER	BB	SO
2016	1.83	2	0	15	0	0	0	0	0	19.2	12	6	4	6	21
2017															
2018															
2019	0.00	0	0	2	0	0	0	0	0	3.0	3	0	0	0	2
TOTAL	1.59	2	0	17	0	0	0	0	0	22.2	15	6	4	6	23

CAREER HIGHS

Innings pitched: 2.1 vs. Longwood, May 10, 2016
 Walks allowed: 2, twice, last at Liberty, April 19, 2016
 Strikeouts: 3 at Wake Forest, March 25, 2016
 Batters faced: 11 vs. Longwood, May 10, 2016

HONORS

2016-17 ACC Academic Honor Roll

2019 GAME-BY-GAME

Date	Opponent	GS	IP	H	R	ER	BB	SO	DEC
2/23/19	Northwestern (2)		1.0	1	0	0	0	1	-
3/20/19	Campbell		2.0	2	0	0	0	1	-

38 MICHAEL ROTHENBERG

SOPHOMORE || C || S/R || 6-3 || 210 || BOCA RATON, FLA.

- Tied for the team lead in home runs with four this season
- Tied for second on the team in RBI with 23, and has posted five multi-RBI contests
- Listed at No. 32 on *Perfect Game's* 2019 Top 100 College Sophomores

CAREER STATISTICS

Year	Avg	GP	GS	AB	R	H	2B	3B	HR	RBI	BB	SO	SB	ATT
2018	.253	34	27	91	18	23	4	1	2	17	10	23	2	2
2019	.233	33	32	120	23	28	4	0	4	23	18	28	2	2
TOTAL	.242	67	59	211	41	51	8	1	6	40	28	51	4	4

CAREER HIGHS

Hits: 3 vs. Wake Forest, March 22, 2019
 Doubles: 2 at NC Central, Feb. 27, 2018
 Triples: 1 vs. Garner-Webb, May 6, 2018
 Home Runs: 1, 6 times, last vs. Wake Forest, March 22, 2019
 Total bases: 7 vs. Wake Forest, March 22, 2019
 RBI: 4, 3 times, last vs. Wake Forest, March 22, 2019
 Runs scored: 3 vs. Wake Forest, March 22, 2019
 Walks: 3 vs. Campbell, March 20, 2019
 Struck out: 3, twice, last at North Carolina, March 29, 2019
 At bats: 6 vs. Northwestern (2), Feb. 23, 2019
 Stolen bases: 1, 4 times, last at North Carolina, March 31, 2019

RANKINGS

Perfect Game 2019 Top 100 College Sophomores: No. 32

30 KYLE SALLEY

FRESHMAN || LHP/OF || L/L || 5-9 || 180 || FLOSSMOOR, ILL.

- Rated as the No. 14 overall prospect and the fourth-best left-handed pitcher in the state of Illinois by *Perfect Game*
- Drafted in the 40th round (No. 1,188 overall) in the 2018 MLB Draft by the Chicago White Sox
- Made his collegiate debut in the series finale against Northwestern, working 3.1 scoreless innings
- Earned his first career win against East Carolina on March 14, tossing 1.1 innings, allowing one hit while recording three strikeouts

CAREER STATISTICS

Year	Avg	GP	GS	AB	R	H	2B	3B	HR	RBI	BB	SO	SB	ATT
2019	-	-	-	-	-	-	-	-	-	-	-	-	-	-
TOTAL	-	-	-	-	-	-	-	-	-	-	-	-	-	-

Year	ERA	W	L	App	GS	CG	SHO	CBO	SV	IP	H	R	ER	BB	SO
2019	2.89	1	0	8	0	0	0	0	0	9.1	9	9	3	5	10
TOTAL	2.89	1	0	8	0	0	0	0	0	9.1	9	9	3	5	10

SINGLE-GAME HIGHS

- Hits:
- Doubles:
- Total bases:
- RBI:
- Runs scored:
- Walks:
- Struck out:
- At bats:
- Stolen bases:
- Innings pitched: 3.1 vs. Northwestern, Feb. 24, 2019
- Walks allowed: 1, 5 times, last vs. Wake Forest, March 24, 2019
- Strikeouts: 4 vs. Northwestern, Feb. 24, 2019
- Batters faced: 13 vs. Penn, March 6, 2019

2019 GAME-BY-GAME

Date	Opponent	GS	IP	H	R	ER	BB	SO	DEC
2/24/19	Northwestern		3.1	1	0	0	1	4	-
3/6/19	Penn		3.0	2	1	0	1	2	-
3/10/19	at Virginia (2)		0.1	2	4	1	1	0	-
3/12/19	East Carolina		1.1	1	0	0	0	3	W
3/17/19	Louisville		0.0	0	1	1	1	0	-
3/20/19	Campbell		1.0	2	1	1	0	1	-
3/24/19	Wake Forest		0.0	0	0	0	1	0	-
3/31/19	at North Carolina		0.1	1	2	0	0	0	-

40 RJ SCHRECK

FRESHMAN || OF || L/R || 6-1 || 185 || LOS ANGELES, CALIF.

- Rated as the No. 48 outfielder in the state of California by *Perfect Game*
- Made his collegiate debut in game two against Northwestern, entering late as a defensive replacement
- Recorded his first career RBI with a two-run double against East Carolina

CAREER STATISTICS

Year	Avg	GP	GS	AB	R	H	2B	3B	HR	RBI	BB	SO	SB	ATT
2019	.130	16	7	23	0	3	2	0	0	3	6	8	0	1
TOTAL	.130	16	7	23	0	3	2	0	0	3	6	8	0	1

SINGLE-GAME HIGHS

- Hits: 1, 3 times, last vs. Wake Forest, March 22, 2019
- Doubles: 1, twice, last vs. Wake Forest, March 22, 2019
- Triples:
- Home Runs:
- Total bases: 2, twice, last vs. Wake Forest, March 22, 2019
- RBI: 2 vs. East Carolina, March 12, 2019
- Runs scored:
- Walks: 2 at Virginia (1), March 10, 2019
- Struck out: 2 vs. Campbell, March 20, 2019
- At bats: 3 at East Carolina, April 3, 2019
- Stolen bases:

10 MATT STINEBISER

FRESHMAN || C || R/R || 6-1 || 185 || NORTHVILLE, MICH.

- 2018 *Perfect Game/Rawlings* Honorable Mention All-American (HS) and Central Region HM Selection
- Rated as the No. 11 overall prospect and the second-best catcher in the state of Michigan by *Perfect Game*
- Made his collegiate debut on Opening Day against Lehigh, entering as a defensive replacement at catcher late in the ballgame

CAREER STATISTICS

Year	Avg	GP	GS	AB	R	H	2B	3B	HR	RBI	BB	SO	SB	ATT
2019	.333	12	1	9	0	3	0	0	0	2	0	3	0	0
TOTAL	.333	12	1	9	0	3	0	0	0	2	0	3	0	0

SINGLE-GAME HIGHS

- Hits: 1, 3 times, last at North Carolina, March 31, 2019
- Doubles:
- Triples:
- Home Runs:
- Total bases: 1, 3 times, last at North Carolina, March 31, 2019
- RBI: 2 vs. Louisville, March 17, 2019
- Runs scored:
- Walks:
- Struck out: 2 vs. Lehigh, Feb. 17, 2019
- At bats: 2 vs. Lehigh, Feb. 17, 2019
- Stolen bases:

2 COOPER STINSON

FRESHMAN || RHP || R/R || 6-6 || 245 || NORCROSS, GA.

- Rated as the No. 14 overall prospect and the fourth-ranked right-handed pitcher in the state of Georgia by *Perfect Game*
- Younger brother of Graeme Stinson
- Team leader in strikeouts with 50
- Earned his first career save, working the final 3.0 innings in the series opener with Wake Forest
- Recorded a season-high 10 strikeouts the start at Davidson, working a season-long 7.0 scoreless innings to earn his first career win

CAREER STATISTICS

Year	ERA	W	L	App	GS	CG	SHO	CBO	SV	IP	H	R	ER	BB	SO
2019	3.25	1	2	11	8	0	0	0	1	36.0	30	19	13	28	50
TOTAL	3.25	1	2	11	8	0	0	0	1	36.0	30	19	13	28	50

SINGLE-GAME HIGHS

- Innings pitched: 7.0 at Davidson, March 26, 2019
- Walks allowed: 4, 3 times, last at East Carolina, April 3, 2019
- Strikeouts: 10 at Davidson, March 26, 2019
- Batters faced: 25 at Davidson, March 26, 2019

RANKINGS

D1Baseball ACC Impact Freshmen: No. 4

2019 GAME-BY-GAME

Date	Opponent	GS	IP	H	R	ER	BB	SO	DEC
2/17/19	Lehigh	*	3.2	4	3	3	3	7	-
2/24/19	Northwestern	*	3.1	7	2	1	2	7	-
3/3/19	vs. Penn State	*	5.0	3	1	1	4	6	-
3/12/19	East Carolina	*	4.2	2	2	0	4	2	-
3/17/19	Louisville		1.0	1	0	0	1	1	-
3/20/19	Campbell	*	1.0	2	2	2	0	1	L
3/22/19	Wake Forest		3.0	1	1	0	1	5	SV
3/26/19	at Davidson	*	7.0	1	0	0	3	10	W
3/31/19	at North Carolina		0.1	0	3	1	3	1	-
4/3/19	at East Carolina	*	4.2	6	3	3	4	6	L
4/7/19	Pittsburgh	*	2.1	3	2	2	3	4	-

31 GRAEME STINSON

JUNIOR || LHP || L/L || 6-5 || 260 || NORCROSS, GA.

- Received five preseason All-America nods, including two first team honors from *D1Baseball* and *Baseball America*
- One of only three unanimous selections to the *Baseball America* Preseason All-America First Team
- Tabbed to the USA Golden Spikes Award Watch List
- Selected to the USA Baseball Collegiate National Team
- Rated as the fourth-best collegiate prospect in 2019 by both *Baseball America* and *D1Baseball*
- Started in Duke's combined no-hitter over Penn State, tossing 5.0 shutout innings to earn his second win of the season

CAREER STATISTICS

Year	ERA	W	L	App	GS	CG	SHO	CBO	SV	IP	H	R	ER	BB	SO
2017	6.67	3	1	12	9	0	0	0	0	28.1	24	23	21	12	45
2018	1.89	5	1	23	4	0	0	2	0	62.0	43	15	13	19	98
2019	4.58	2	2	5	5	0	0	2	0	19.2	12	10	10	9	26
TOTAL	3.60	10	4	40	18	0	0	4	0	110.0	79	48	44	40	169

CAREER HIGHS

Innings pitched: 6.0, twice, last at Texas Tech, June 10, 2018
 Walks allowed: 4 at Wake Forest, April 9, 2018
 Strikeouts: 10 vs. Mount St. Mary's, March 8, 2017
 Batters faced: 22, 3 times, last at Texas Tech, June 10, 2018

HONORS

Baseball America Preseason All-America First Team
Baseball America Preseason ACC Pitcher of the Year
Collegiate Baseball Preseason All-America Second Team
D1Baseball Preseason All-America First Team
D1Baseball Preseason ACC Pitcher of the Year
NCBWA Preseason All-America Third Team
Perfect Game Preseason All-America Third Team
Perfect Game Preseason All-ACC
 USA Baseball Golden Spikes Award Watch List

RANKINGS

Baseball America 2019 Top 50 College Prospects: No. 4
Baseball America 2019 Top MLB Draft Prospects: No. 9
D1Baseball Top 350 College Prospects: No. 4
D1Baseball Top ACC Prospects, 2019 Draft: No. 1
MLB Pipeline Top 50 MLB Draft Prospects: No. 9
Perfect Game Top 300 Prospects, 2019 Draft: No. 6
Perfect Game Top 100 College Prospects, 2019 Draft: No. 4
Perfect Game 2019 Top 100 College Juniors: No. 3

2018 GAME-BY-GAME

Date	Opponent	GS	IP	H	R	ER	BB	SO	DEC
2/17/18	at Vanderbilt		0.2	3	2	1	1	1	-
2/21/18	North Carolina Central	*	3.0	0	1	1	3	4	-
2/25/18	Bucknell		1.0	3	1	1	0	3	-
3/3/18	Cornell		1.0	1	0	0	0	2	-
3/7/18	Longwood		1.0	1	0	0	0	2	-
3/13/18	Yale		3.0	0	0	0	0	7	W
3/18/18	Miami		1.2	0	0	0	1	3	-
3/20/18	at Campbell		3.0	1	0	0	0	9	W
3/24/18	at Pittsburgh		2.0	2	0	0	0	3	-
3/27/18	Presbyterian	*	3.0	0	0	0	2	4	-
3/30/18	Notre Dame		1.0	0	0	0	2	1	-
4/3/18	at Richmond		4.0	1	0	0	1	6	W
4/9/18	at Wake Forest	*	4.1	6	4	4	4	2	L
4/17/18	East Carolina		2.2	4	2	2	0	5	-
4/22/18	NC State		3.0	2	1	1	1	4	-
4/27/18	at Virginia Tech		0.2	0	0	0	0	2	-
5/8/18	Liberty		2.0	4	2	1	1	4	-
5/13/18	North Carolina		4.0	1	0	0	0	6	-
5/17/18	at Georgia Tech		4.1	3	1	1	0	8	-
5/24/18	vs. Wake Forest		3.1	0	0	0	1	4	-
6/2/18	vs. Campbell		2.2	0	0	0	0	4	W
6/4/18	vs. Georgia		4.2	6	1	1	0	8	-
6/10/18	at Texas Tech	*	6.0	5	0	0	2	6	W

2019 GAME-BY-GAME

Date	Opponent	GS	IP	H	R	ER	BB	SO	DEC
2/15/19	Lehigh	*	3.0	1	0	0	0	6	W
2/23/19	Northwestern (I)	*	4.0	1	0	0	2	7	-
3/1/19	vs. Penn State	*	5.0	0	0	0	2	5	W
3/9/19	at Virginia	*	3.2	4	6	6	3	5	L
3/15/19	Louisville	*	4.0	6	4	4	2	3	L

15 KENNIE TAYLOR

SENIOR || OF || R/R || 5-11 || 170 || TAMPA, FLA.

- Has posted 17 multi-hit games this season, including six three-hit outings
- Tied for second in the ACC in hits with 50
- Ranks eighth in the league in batting average
- Leads the team in doubles, RBI and runs scored, while tying for third in home runs
- Leads Duke in multi-hit and multi-RBI contests
- Elected as a 2019 team captain

CAREER STATISTICS

Year	Avg	GP	GS	AB	R	H	2B	3B	HR	RBI	BB	SO	SB	ATT
2016	.167	17	1	12	3	2	1	0	0	1	1	3	0	0
2017	.314	45	41	137	31	43	12	2	3	22	9	20	4	5
2018	.283	61	61	219	36	62	13	4	6	36	11	59	8	10
2019	.347	33	33	144	26	50	16	1	3	30	10	26	7	8
TOTAL	.307	156	136	512	96	157	42	7	12	89	31	108	19	23

CAREER HIGHS

Hits: 3, 11 times, last vs. Pittsburgh (2), April 6, 2019
 Doubles: 2, 7 times, last vs. Pittsburgh (2), April 6, 2019
 Triples: 1, 7 times, last vs. Penn State, March 1, 2019
 Home runs: 2, twice, last vs. Penn State, March 3, 2019
 Total bases: 8, twice, last vs. Penn State, March 3, 2019
 RBI: 6 vs. Penn State, March 3, 2019
 Runs scored: 3, 5 times, last vs. Penn State, March 1, 2019
 Walks: 2, twice, last at Campbell, March 20, 2018
 Struck out: 4 vs. Bucknell, Feb. 23, 2018
 At bats: 6, 3 times, last vs. Wake Forest, March 24, 2019
 Stolen bases: 2, twice, last vs. Penn, March 6, 2019



AARON THERIEN

SENIOR || C || S/R || 6-1 || 195 || DURHAM, N.C.

• Saw action in one game in 2018, recording a two-run home run in his lone plate appearance

CAREER STATISTICS

Year	Avg	GP	GS	AB	R	H	2B	3B	HR	RBI	BB	SO	SB	ATT
2017	.000	2	0	1	0	0	0	0	0	0	1	0	0	0
2018	1.000	1	0	1	1	1	0	0	1	2	0	0	0	0
2019	.000	1	0	1	0	0	0	0	0	0	0	0	0	0
TOTAL	.333	4	0	3	1	1	0	0	1	2	1	0	0	0

CAREER HIGHS

Hits: 1 vs. Miami, March 18, 2018

Doubles:

Triples:

Home Runs: 1 vs. Miami, March 18, 2018

Total bases: 4 vs. Miami, March 18, 2018

RBI: 2 vs. Miami, March 18, 2018

Runs scored: 1 vs. Miami, March 18, 2018

Walks: 1 vs. Boston College, April 15, 2017

Struck out:

At bats: 1, 3 times, last vs. Wake Forest, March 22, 2019

Stolen bases:

HONORS

2017-18 ACC Academic Honor Roll

2016-17 ACC Academic Honor Roll



JAKE TOPOLSKI

FRESHMAN || INF || R/R || 6-0 || 195 || MEDFORD, N.J.

• 2018 *Perfect Game/Rawlings* Honorable Mention All-American (HS) and a Northeast All-Region selection

• Rated as the No. 43 overall prospect and the fourth-best shortstop in the state of New Jersey by *Perfect Game*

CAREER STATISTICS

Year	Avg	GP	GS	AB	R	H	2B	3B	HR	RBI	BB	SO	SB	ATT
2019	-	-	-	-	-	-	-	-	-	-	-	-	-	-
TOTAL	-	-	-	-	-	-	-	-	-	-	-	-	-	-

SINGLE-GAME HIGHS

Hits:

Doubles:

Triples:

Home Runs:

Total bases:

RBI:

Runs scored:

Walks:

Struck out:

At bats:

Stolen bases:



TYLER WARDWELL

SOPHOMORE || INF || S/R || 6-2 || 185 || CINCINNATI, OHIO

• Appeared in 11 games in 2018 as a freshman, starting three at second base

CAREER STATISTICS

Year	Avg	GP	GS	AB	R	H	2B	3B	HR	RBI	BB	SO	SB	ATT
2018	.222	11	3	18	2	4	1	0	0	3	3	7	0	0
2019	.100	13	7	20	7	2	1	0	0	0	10	9	1	2
TOTAL	.158	24	10	38	9	6	2	0	0	3	13	15	1	2

CAREER HIGHS

Hits: 1, 6 times, last at Virginia, March 9, 2019

Doubles: 1, twice, last vs. Richmond, Feb. 26, 2019

Triples:

Home Runs:

Total bases: 2, 3 times, last vs. Richmond, Feb. 26, 2019

RBI: 2 vs. Campbell, April 4, 2018

Runs scored: 1, 3 times, last vs. Lehigh, Feb. 16, 2019

Walks: 2, 4 times, last vs. Penn, March 5, 2019

Struck out: 2, twice, last vs. Campbell, April 4, 2018

At bats: 5 vs. Campbell, April 4, 2018

Stolen bases: 1 vs. Penn, March 5, 2019



COLEMAN WILLIAMS

JUNIOR || RHP || R/R || 6-4 || 215 || ATLANTA, GA.

• Made two relief appearances as a sophomore in 2018, including a scoreless inning of relief Feb. 25 against Bucknell

CAREER STATISTICS

Year	ERA	W	L	App	GS	CG	SHO	CBO	SV	IP	H	R	ER	BB	SO
2017	6.75	0	0	5	0	0	0	0	0	4.0	4	3	3	3	3
2018	9.00	0	0	2	0	0	0	0	0	1.0	1	1	1	2	2
2019	-	-	-	-	-	-	-	-	-	-	-	-	-	-	-
TOTAL	7.20	0	0	7	0	0	0	0	0	5.0	5	4	4	5	5

CAREER HIGHS

Innings pitched: 1.0, 3 times, last vs. Bucknell, Feb. 25, 2018

Walks allowed: 2 at Virginia, March 25, 2017

Strikeouts: 2 vs. Wake Forest, March 19, 2017

Batters faced: 8 vs. Wake Forest, March 19, 2017

HONORS

2017-18 ACC Academic Honor Roll

2018 GAME-BY-GAME

Date	Opponent	GS	IP	H	R	ER	BB	SO	DEC
2/25/18	Bucknell		1.0	0	0	0	1	1	-
4/4/18	Campbell		0.0	1	1	1	1	1	-



**2019 Duke Baseball
Overall Statistics for Duke (as of Apr 11, 2019)
(All games Sorted by Batting avg)**



Record: 18-15 Home: 12-9 Away: 4-5 Neutral: 2-1 Conference: 6-9

Player	avg	gp-gs	ab	r	h	2b	3b	hr	rbi	tb	slg%	bb	hp	so	gdp	ob%	sf	sh	sb-att	po	a	e	fld%	
15 Kennie Taylor	.347	33-33	144	26	50	16	1	3	30	77	.535	10	8	26	3	.417	1	0	7-8	82	0	0	1.000	
43 Chase Cheek	.285	32-32	123	25	35	9	2	1	16	51	.415	15	3	23	2	.376	0	2	13-15	69	1	1	.986	
26 Rudy Maxwell	.284	28-28	109	20	31	8	3	2	14	51	.468	8	5	25	4	.361	0	1	2-2	64	6	1	.986	
23 Kyle Gallagher	.283	33-27	106	19	30	6	0	3	16	45	.425	11	0	28	2	.342	3	0	1-1	33	1	0	1.000	
3 Chris Crabtree	.273	33-33	128	26	35	9	1	3	19	55	.430	23	4	43	1	.392	3	0	5-6	212	16	10	.958	
42 Erikson Nichols	.272	33-33	136	15	37	7	0	0	22	44	.324	9	2	37	2	.320	3	1	1-2	33	52	2	.977	
1 Ethan Murray	.261	33-33	111	25	29	1	2	3	23	43	.387	22	3	32	0	.394	1	2	5-6	50	64	4	.966	
38 Michael Rothenberg	.233	33-32	120	23	28	4	0	4	23	44	.367	18	5	28	1	.352	2	2	2-2	252	19	7	.975	

10 Matt Stinebiser	.333	12-1	9	0	3	0	0	0	2	3	.333	0	0	3	0	.333	0	1	0-0	15	2	0	1.000	
36 Joey Loperfido	.324	10-10	34	6	11	1	0	1	7	15	.441	8	2	4	0	.477	0	0	5-7	20	14	1	.971	
20 Matt Mervis	.314	25-19	70	13	22	2	0	4	17	36	.514	13	5	19	0	.449	1	1	0-0	16	19	5	.875	
4 Wil Hoyle	.154	14-2	13	3	2	0	0	0	0	2	.154	2	1	8	0	.313	0	1	0-0	6	7	1	.929	
40 RJ Schreck	.130	16-7	23	0	3	2	0	0	3	5	.217	6	1	8	0	.333	0	1	0-1	15	0	1	.938	
50 Tyler Wardwell	.100	13-7	20	7	2	1	0	0	0	3	.150	10	1	8	0	.419	0	0	1-2	11	15	5	.839	
34 Steve Mann	.000	9-0	8	1	0	0	0	0	0	0	.000	1	0	6	0	.111	0	0	0-0	1	0	0	1.000	
9 Damon Lux	.000	8-0	5	0	0	0	0	0	0	0	.000	1	0	2	0	.167	0	0	0-0	2	0	0	1.000	
18 Aaron Therien	.000	1-0	1	0	0	0	0	0	0	0	.000	0	0	0	1	.000	0	0	0-0	0	0	0	.000	
8 Thomas Girard	.000	1-0	0	0	0	0	0	0	0	0	.000	0	0	0	0	.000	0	1	0-0	0	2	0	1.000	
Totals	.274	33	1160	209	318	66	9	24	192	474	.409	157	40	300	16	.376	14	13	42-52	894	244	46	.961	
Opponents	.231	33	1124	164	260	49	4	19	133	374	.333	155	38	344	9	.341	12	15	37-48	879	292	41	.966	

LOB - Team (296), Opp (286). DPs turned - Team (14), Opp (21). IBB - Team (2), Crabtree, C. 1, Cheek, C. 1, Opp (1). Picked off - Murray, E. 3, Crabtree, C. 2, Loperfido, J 2.

(All games Sorted by Earned run avg)

Player	era	w-l	app	gs	cg	sho	sv	ip	h	r	er	bb	so	2b	3b	hr	b/avg	wp	hp	bk	sfa	sha		
2 Cooper Stinson	3.25	1-2	11	8	0	0/0	1	36.0	30	19	13	28	50	2	1	2	.227	6	3	0	0	1		
27 Bill Chillari	3.65	2-1	11	8	0	0/1	0	37.0	31	21	15	14	28	7	0	5	.225	2	5	0	2	3		
28 Bryce Jarvis	5.05	2-0	10	7	0	0/0	1	41.0	42	28	23	22	48	13	0	6	.261	8	2	0	3	0		

16 Aaron Beasley	0.00	0-0	4	0	0	0/0	0	4.1	3	1	0	3	4	0	0	0	.188	1	2	0	0	0		
19 Al Pesto	0.00	0-0	2	0	0	0/0	0	3.0	3	0	0	0	2	0	0	0	.250	1	2	0	0	0		
8 Thomas Girard	1.57	0-4	14	0	0	0/2	4	23.0	13	4	4	9	28	2	0	2	.169	1	3	0	0	2		
41 Hunter Davis	1.84	0-2	16	0	0	0/1	2	29.1	18	10	6	19	33	2	0	1	.176	2	3	0	3	3		
35 Ben Gross	2.43	4-2	11	4	0	0/1	0	29.2	14	8	8	13	41	4	1	0	.140	1	5	0	1	0		
30 Kyle Salley	2.89	1-0	8	0	0	0/0	0	9.1	9	9	3	5	10	3	0	0	.231	0	0	0	0	1		
20 Matt Mervis	3.60	1-0	4	0	0	0/0	0	5.0	10	5	2	2	4	2	0	0	.435	2	0	0	2	0		
31 Graeme Stinson	4.58	2-2	5	5	0	0/2	0	19.2	12	10	10	9	26	4	0	0	.167	4	4	0	0	0		
25 Eli Herrick	4.76	2-1	15	0	0	0/0	1	22.2	20	15	12	10	31	4	1	1	.238	3	5	0	1	4		
17 Matt Dockman	5.06	2-1	9	0	0	0/1	0	16.0	20	11	9	4	15	3	0	2	.303	1	0	1	0	0		
32 Jack Carey	6.06	1-0	9	0	0	0/1	1	16.1	22	13	11	9	17	1	0	0	.306	6	3	0	0	1		
33 Adam Laskey	12.60	0-0	4	1	0	0/0	0	5.0	10	8	7	7	6	2	0	0	.400	3	1	0	0	0		
37 Josh Nifong	27.00	0-0	1	0	0	0/0	0	0.2	3	2	2	1	1	0	1	0	.600	0	0	0	0	0		
Totals	3.78	18-15	33	33	0	3/3	10	298.0	260	164	125	155	344	49	4	19	.231	41	38	1	12	15		
Opponents	5.56	15-18	33	33	0	1/1	6	293.0	318	209	181	157	300	66	9	24	.274	35	40	3	14	13		

PB - Team (10), Rothenberg 6, Maxwell, R. 4, Opp (12). Pickoffs - Team (8), Dockman, M. 3, Stinson, G. 2, Chillari, B. 1, Davis, H. 1, Jarvis, B 1, Opp (7). SBA/ATT - Rothenberg (29-37), Jarvis, B (8-11), Maxwell, R. (8-11), Stinson, C. (8-10), Girard, T. (4-8), Gross, B. (5-5), Stinson, G. (3-3), Laskey, A. (2-2), Davis, H. (1-2), Chillari, B. (1-2), Pesto, A. (1-1), Salley, K. (1-1), Carey, J. (1-1), Herrick, E. (1-1), Dockman, M. (1-1).



2019 Duke Baseball
Conference statistics for Duke (as of Apr 07, 2019)
(Conference games only Sorted by Batting avg)



Record: 6-9 Home: 4-5 Away: 2-4 Conference: 6-9

Player	avg	gp-gs	ab	r	h	2b	3b	hr	rbi	tb	slg%	bb	hp	so	gdp	ob%	sf	sh	sb-att	po	a	e	fld%	
23 Kyle Gallagher	.375	15-10	40	7	15	3	0	1	4	21	.525	3	0	12	1	.419	0	0	0-0	18	0	0	1.000	
20 Matt Mervis	.306	15-14	49	9	15	2	0	2	10	23	.469	8	5	11	0	.444	1	1	0-0	10	13	4	.852	
15 Kennie Taylor	.300	15-15	60	7	18	7	0	0	8	25	.417	5	6	12	1	.403	1	0	1-1	45	0	0	1.000	
43 Chase Cheek	.291	15-15	55	10	16	2	1	1	7	23	.418	7	1	12	1	.381	0	1	6-8	39	1	0	1.000	
42 Erikson Nichols	.290	15-15	62	8	18	4	0	0	9	22	.355	3	0	11	2	.313	2	1	0-0	17	27	0	1.000	
3 Chris Crabtree	.277	15-15	65	12	18	6	0	2	9	30	.462	6	2	22	1	.351	1	0	1-1	96	6	4	.962	
1 Ethan Murray	.250	15-15	48	9	12	0	0	2	10	18	.375	11	2	14	0	.403	1	2	1-1	21	34	3	.948	
38 Michael Rothenberg	.226	15-14	53	9	12	3	0	1	7	18	.340	9	2	11	1	.359	0	2	1-1	113	7	4	.968	
26 Rudy Maxwell	.212	13-13	52	8	11	3	1	1	6	19	.365	4	1	15	2	.281	0	0	0-0	13	0	1	.929	

10 Matt Stinebiser	.500	5-0	4	0	2	0	0	0	2	2	.500	0	0	0	0	.500	0	0	0-0	6	0	0	1.000	
36 Joey Loperfido	.462	3-3	13	3	6	1	0	1	3	10	.769	1	1	2	0	.533	0	0	1-1	9	4	0	1.000	
50 Tyler Wardwell	.333	4-1	3	0	1	0	0	0	0	1	.333	0	0	1	0	.333	0	0	0-0	1	1	1	.667	
40 RJ Schreck	.143	10-5	14	0	2	1	0	0	1	3	.214	5	0	5	0	.368	0	1	0-1	10	0	1	.909	
34 Steve Mann	.000	5-0	4	0	0	0	0	0	0	0	.000	0	0	2	0	.000	0	0	0-0	0	0	0	.000	
4 Wil Hoyle	.000	5-0	3	0	0	0	0	0	0	0	.000	0	0	2	0	.000	0	0	0-0	0	3	0	1.000	
9 Damon Lux	.000	4-0	2	0	0	0	0	0	0	0	.000	0	0	0	0	.000	0	0	0-0	1	0	0	1.000	
18 Aaron Therien	.000	1-0	1	0	0	0	0	0	0	0	.000	0	0	0	1	.000	0	0	0-0	0	0	0	.000	
8 Thomas Girard	.000	1-0	0	0	0	0	0	0	0	0	.000	0	0	0	0	.000	0	1	0-0	0	2	0	1.000	
Totals	.277	15	528	82	146	32	2	11	76	215	.407	62	20	132	10	.370	6	9	11-14	405	110	22	.959	
Opponents	.254	15	524	91	133	32	1	13	76	206	.393	81	22	132	6	.371	9	8	21-25	406	146	16	.972	

LOB - Team (137), Opp (148). DPs turned - Team (6), Opp (12). IBB - Team (0), Opp (1). Picked off - Crabtree, C. 2, Murray, E. 1, Loperfido, J 1.

(Conference games only Sorted by Earned run avg)

Player	era	w-l	app	gs	cg	sho	sv	ip	h	r	er	bb	so	2b	3b	hr	b/avg	wp	hp	bk	sfa	sha		
35 Ben Gross	2.29	2-2	5	3	0	0/1	0	19.2	8	5	5	10	22	3	0	0	.123	1	3	0	1	0		
27 Bill Chillari	4.50	0-1	5	5	0	0/0	0	24.0	25	18	12	11	11	6	0	4	.272	2	5	0	2	3		
28 Bryce Jarvis	4.76	1-0	6	4	0	0/0	1	28.1	31	18	15	14	28	11	0	4	.272	4	2	0	3	0		

32 Jack Carey	0.00	0-0	2	0	0	0/0	0	2.0	3	0	0	1	2	0	0	0	.333	1	0	0	0	0		
16 Aaron Beasley	0.00	0-0	1	0	0	0/0	0	0.1	0	0	0	0	0	0	0	0	.000	1	0	0	0	0		
8 Thomas Girard	2.03	0-3	6	0	0	0/1	2	13.1	9	3	3	7	15	1	0	2	.191	1	1	0	0	1		
41 Hunter Davis	2.53	0-1	7	0	0	0/0	1	10.2	11	6	3	10	8	2	0	0	.268	1	1	0	2	2		
2 Cooper Stinson	4.05	0-0	4	1	0	0/0	1	6.2	5	6	3	8	11	0	0	0	.192	1	0	0	0	0		
25 Eli Herrick	4.50	1-0	7	0	0	0/0	0	12.0	8	6	6	6	19	1	0	1	.190	1	5	0	0	2		
17 Matt Dockman	6.75	1-0	3	0	0	0/0	0	5.1	9	6	4	1	4	1	0	2	.375	1	0	0	0	0		
20 Matt Mervis	6.75	1-0	1	0	0	0/0	0	1.1	5	1	1	0	0	1	0	0	.625	0	0	0	1	0		
33 Adam Laskey	11.57	0-0	2	0	0	0/0	0	2.1	3	3	3	4	3	1	0	0	.333	1	1	0	0	0		
31 Graeme Stinson	11.74	0-2	2	2	0	0/0	0	7.2	10	10	10	5	8	4	0	0	.294	3	4	0	0	0		
37 Josh Nifong	27.00	0-0	1	0	0	0/0	0	0.2	3	2	2	1	1	0	1	0	.600	0	0	0	0	0		
30 Kyle Salley	27.00	0-0	4	0	0	0/0	0	0.2	3	7	2	3	0	1	0	0	.429	0	0	0	0	0		
Totals	4.60	6-9	15	15	0	1/1	5	135.0	133	91	69	81	132	32	1	13	.254	18	22	0	9	8		
Opponents	4.85	9-6	15	15	0	1/1	3	135.1	146	82	73	62	132	32	2	11	.277	15	20	0	6	9		

PB - Team (3), Rothenberg 2, Maxwell, R. 1, Opp (5). Pickoffs - Team (3), Chillari, B. 1, Jarvis, B 1, Dockman, M. 1, Opp (4).SBA/ATT - Rothenberg (17-21), Girard, T. (4-6), Jarvis, B (5-5), Maxwell, R. (4-4), Gross, B. (3-3), Stinson, C. (3-3), Laskey, A. (2-2), Davis, H. (1-2), Chillari, B. (1-2), Stinson, G. (1-1), Dockman, M. (1-1).



**2019 Duke Baseball
Game Results for Duke (as of Apr 11, 2019)
(All games)**



Date	Opponent	Score	Inns	Overall	Conference	Pitcher of record	Attend	Time
2/15/19	LEHIGH	w 7-0	9	1-0-0	0-0-0	Stinson, G. (W 1-0)	535	2:55
2/16/19	LEHIGH	w 8-1	9	2-0-0	0-0-0	Jarvis, B (W 1-0)	326	3:06
2/17/19	LEHIGH	w 4-3	9	3-0-0	0-0-0	Dockman, M. (W 1-0)	226	3:02
2/19/19	DAVIDSON	w 7-3	9	4-0-0	0-0-0	Chillari, B. (W 1-0)	141	3:08
2/23/19	NORTHWESTERN-1	w 5-4	(10)	5-0-0	0-0-0	Gross, B. (W 1-0)	358	3:58
2/23/19	NORTHWESTERN-2	w 23-8	9	6-0-0	0-0-0	Carey, J. (W 1-0)	358	3:54
2/24/19	NORTHWESTERN	L 3-5	9	6-1-0	0-0-0	Herrick, E. (L 0-1)	617	3:20
2/26/19	RICHMOND	w 5-2	9	7-1-0	0-0-0	Chillari, B. (W 2-0)	203	2:53
3/1/19	vs Penn State	w 14-0	9	8-1-0	0-0-0	Stinson, G. (W 2-0)	287	3:25
3/2/19	vs Penn State	L 7-8	9	8-2-0	0-0-0	Davis, H. (L 0-1)	289	2:49
3/3/19	vs Penn State	w 9-2	9	9-2-0	0-0-0	Gross, B. (W 2-0)	269	3:57
3/5/19	PENN	L 6-7	(11)	9-3-0	0-0-0	Girard, T. (L 0-1)	132	4:08
3/6/19	PENN	L 1-3	9	9-4-0	0-0-0	Dockman, M. (L 1-1)	143	3:00
*3/9/19	at Virginia	L 3-11	9	9-5-0	0-1-0	Stinson, G. (L 2-1)	2857	3:50
*3/10/19	at Virginia-1	w 2-1	9	10-5-0	1-1-0	Jarvis, B (W 2-0)	3047	3:04
*3/10/19	at Virginia-2	w 8-6	9	11-5-0	2-1-0	Mervis, M. (W 1-0)	3286	4:09
3/12/19	#14 EAST CAROLINA	w 7-2	9	12-5-0	2-1-0	Salley, K. (W 1-0)	1013	3:02
*3/15/19	#13 LOUISVILLE	L 3-8	9	12-6-0	2-2-0	Stinson, G. (L 2-2)	403	3:20
*3/16/19	#13 LOUISVILLE	L 1-2	9	12-7-0	2-3-0	Davis, H. (L 0-2)	712	2:45
*3/17/19	#13 LOUISVILLE	L 6-8	9	12-8-0	2-4-0	Gross, B. (L 2-1)	683	3:31
3/20/19	CAMPBELL	L 6-12	9	12-9-0	2-4-0	Stinson, C. (L 0-1)	236	3:46
*3/22/19	WAKE FOREST	w 16-2	9	13-9-0	3-4-0	Gross, B. (W 3-1)	511	3:29
*3/23/19	WAKE FOREST	L 8-9	9	13-10-0	3-5-0	Girard, T. (L 0-2)	853	3:38
*3/24/19	WAKE FOREST	L 4-5	(12)	13-11-0	3-6-0	Girard, T. (L 0-3)	704	4:55
3/26/19	at Davidson	w 7-2	9	14-11-0	3-6-0	Stinson, C. (W 1-1)	303	2:56
*3/29/19	at #9 North Carolina	L 0-1	9	14-12-0	3-7-0	Gross, B. (L 3-2)	2940	2:27
*3/30/19	at #9 North Carolina	L 7-8	9	14-13-0	3-8-0	Girard, T. (L 0-4)	4142	3:33
*3/31/19	at #9 North Carolina	L 6-16	9	14-14-0	3-9-0	Chillari, B. (L 2-1)	2723	3:58
4/3/19	at #11 East Carolina	L 1-6	9	14-15-0	3-9-0	Stinson, C. (L 1-2)	4744	3:07
*4/5/19	PITTSBURGH	6:02 pm						
*4/6/19	PITTSBURGH-1	w 2-0	9	15-15-0	4-9-0	Gross, B. (W 4-2)	-	2:52
*4/6/19	PITTSBURGH-2	w 6-5	9	16-15-0	5-9-0	Dockman, M. (W 2-1)	641	3:27
*4/7/19	PITTSBURGH	w 10-9	(10)	17-15-0	6-9-0	Herrick, E. (W 1-1)	355	3:56
4/9/19	at N.C. Central	w 7-5	9	18-15-0	6-9-0	Herrick, E. (W 2-1)	184	3:51

() extra inning game



**2019 Duke Baseball
Games Summary for Duke (as of Apr 11, 2019)
(All games)**



Score by innings	1	2	3	4	5	6	7	8	9	EX	Total
Duke	23	12	41	32	24	10	42	17	6	2	209
Opponents	16	6	21	18	30	24	25	16	6	2	164

Record when ...

Overall	18-15	After 6 leading	14-3
Conference	6-9 trailing	3-6
Non-Conference	12-6 tied	1-6
Home games	12-9	After 7 leading	15-0
Away games	4-5 trailing	2-8
Neutral site	2-1 tied	1-7
Day games	15-11	After 8 leading	16-0
Night games	3-4 trailing	0-12
vs Left starter	2-6 tied	2-3
vs Right starter	16-9		
1-Run games	5-7	Hit 0 home runs	6-10
2-Run games	3-3	... 1 home run	8-4
5+Run games	8-5	... 2+ home runs	4-1
Extra innings	2-2		
Shutouts	3-1	Opponent 0 home runs	15-7
	 1 home run	2-3
	 2+ HRs	1-5
Scoring 0-2 runs	2-4		
..... 3-5 runs	3-4		
..... 6-9 runs	9-7	Made 0 errors	3-3
..... 10+ runs	4-0 1 error	11-4
	 2+ errors	4-8
Opponent 0-2 runs	10-2		
..... 3-5 runs	5-3	Opp. made 0 errors	3-3
..... 6-9 runs	3-7 1 error	7-10
..... 10+ runs	0-3 2+ errors	8-2
Scored in 1st inning	8-4	Out-hit opponent	16-4
Opp. scored in 1st	2-7	Out-hit by opponent	2-9
Scores first	14-3	Hits are tied	0-2
Opp. scores first	4-12		

Record when team scores:

Runs	0	1	2	3	4	5	6	7	8	9	10+
W-L	0-1	0-3	2-0	0-3	1-1	2-0	1-4	5-2	2-1	1-0	4-0

Record when opponent scores:

Runs	0	1	2	3	4	5	6	7	8	9	10+
W-L	3-0	2-1	5-1	2-1	1-0	2-2	1-1	0-1	1-4	1-1	0-3

Record when leading after:

Inn.	1	2	3	4	5	6	7	8
W-L	8-3	10-3	15-4	16-4	15-4	14-3	15-0	16-0

Record when trailing after:

Inn.	1	2	3	4	5	6	7	8
W-L	2-5	2-7	3-8	2-7	3-8	3-6	2-8	0-12

Record when tied after:

Inn.	1	2	3	4	5	6	7	8
W-L	8-7	6-5	0-3	0-4	0-3	1-6	1-7	2-3

Current winning streak: 4
 Longest winning streak: 6
 Longest losing streak: 4

Home attendance : 9150 (20 dates avg = 457)
 Away attendance : 25071 (12 dates avg = 2089)



**2019 Duke Baseball
Miscellaneous Stats for Duke (as of Apr 11, 2019)
(All games)**



Multiple Hit Games	2	3	4	5+	Total
15 Kennie Taylor	11	6	-	-	17
43 Chase Cheek	8	2	-	-	10
3 Chris Crabtree	7	3	-	-	10
42 Erikson Nichols	7	2	-	-	9
23 Kyle Gallagher	8	1	-	-	9
1 Ethan Murray	6	1	-	-	7
26 Rudy Maxwell	4	3	-	-	7
38 Michael Rothenberg	5	1	-	-	6
20 Matt Mervis	3	1	1	-	5
36 Joey Loperfido	2	-	1	-	3
TEAM	61	20	2	0	83

Multiple RBI Games	2	3	4	5+	Total
15 Kennie Taylor	4	1	1	1	7
42 Erikson Nichols	7	-	-	-	7
38 Michael Rothenberg	2	1	2	-	5
1 Ethan Murray	2	1	2	-	5
43 Chase Cheek	3	1	-	-	4
20 Matt Mervis	2	1	1	-	4
23 Kyle Gallagher	2	1	-	-	3
3 Chris Crabtree	1	2	-	-	3
36 Joey Loperfido	2	-	-	-	2
26 Rudy Maxwell	1	-	1	-	2
10 Matt Stinebiser	1	-	-	-	1
40 RJ Schreck	1	-	-	-	1
TEAM	28	8	7	1	44

Hitting Streaks	Longest	Current
26 Rudy Maxwell	15	-
42 Erikson Nichols	15	2
15 Kennie Taylor	8	7
43 Chase Cheek	6	2
3 Chris Crabtree	5	1
38 Michael Rothenberg	5	-
1 Ethan Murray	5	4
23 Kyle Gallagher	4	3
20 Matt Mervis	4	-
36 Joey Loperfido	3	3
40 RJ Schreck	1	-
50 Tyler Wardwell	1	-
10 Matt Stinebiser	1	-
4 Wil Hoyle	1	-

Reached Base Streaks	Longest	Current
42 Erikson Nichols	24	2
15 Kennie Taylor	18	7
26 Rudy Maxwell	18	2
43 Chase Cheek	17	17
38 Michael Rothenberg	15	7
20 Matt Mervis	13	2
3 Chris Crabtree	11	1
23 Kyle Gallagher	10	3
1 Ethan Murray	10	4
36 Joey Loperfido	6	3
50 Tyler Wardwell	5	-
40 RJ Schreck	4	-
4 Wil Hoyle	1	-
9 Damon Lux	1	-
34 Steve Mann	1	-
10 Matt Stinebiser	1	-



Individual Career History vs Virginia Tech



Chase Cheek

Year	avg	gp-gs	ab	r	h	2b	3b	hr	rbi	tb	slg%	bb	hbp	so	gdp	ob%	sf	sh	sb-att	po	a	e	fld%
2017	.125	3-2	8	0	1	1	0	0	0	2	.250	1	0	4	0	.222	0	1	0-0	3	0	0	1.000
2018	.000	1-0	0	0	0	0	0	0	0	0	.000	0	0	0	0	.000	0	0	0-0	0	0	0	.000
TOTAL	.125	4-2	8	0	1	1	0	0	0	2	.250	1	0	4	0	.222	0	1	0-0	3	0	0	1.000

Bill Chillari

Year	avg	gp-gs	ab	r	h	2b	3b	hr	rbi	tb	slg%	bb	hbp	so	gdp	ob%	sf	sh	sb-att	po	a	e	fld%
2017	54.00	0-0	1	0	0	0/0	0	0.1	1	2	2	1	0	0	0	1	3	.500	1	0	0	0	0
TOTAL	54.00	0-0	1	0	0	0/0	0	0.1	1	2	2	1	0	0	0	1	3	.500	1	0	0	0	0

Chris Crabtree

Year	avg	gp-gs	ab	r	h	2b	3b	hr	rbi	tb	slg%	bb	hbp	so	gdp	ob%	sf	sh	sb-att	po	a	e	fld%
------	-----	-------	----	---	---	----	----	----	-----	----	------	----	-----	----	-----	-----	----	----	--------	----	---	---	------

Hunter Davis

Year	avg	gp-gs	ab	r	h	2b	3b	hr	rbi	tb	slg%	bb	hbp	so	gdp	ob%	sf	sh	sb-att	po	a	e	fld%
2017	0.00	0-0	1	0	0	0/0	0	1.1	1	0	0	1	1	0	0	0	6	.200	0	0	0	0	0
TOTAL	0.00	0-0	1	0	0	0/0	0	1.1	1	0	0	1	1	0	0	0	6	.200	0	0	0	0	0

Matt Dockman

Year	avg	gp-gs	ab	r	h	2b	3b	hr	rbi	tb	slg%	bb	hbp	so	gdp	ob%	sf	sh	sb-att	po	a	e	fld%
2018	0.00	0-0	1	0	0	0/0	0	0.0	1	0	0	1	0	0	0	0	2	1.000	0	0	0	0	0
TOTAL	0.00	0-0	1	0	0	0/0	0	0.0	1	0	0	1	0	0	0	0	2	1.000	0	0	0	0	0

Chris Dutra

Year	avg	gp-gs	ab	r	h	2b	3b	hr	rbi	tb	slg%	bb	hbp	so	gdp	ob%	sf	sh	sb-att	po	a	e	fld%
2017	.250	2-1	4	0	1	0	0	0	0	1	.250	0	0	0	1	.250	0	0	0-0	12	0	0	1.000
TOTAL	.250	2-1	4	0	1	0	0	0	0	1	.250	0	0	0	1	.250	0	0	0-0	12	0	0	1.000



Individual Career History vs Virginia Tech

Thomas Girard

Year	avg	gp-gs	ab	r	h	2b	3b	hr	rbi	tb	slg%	bb	hbp	so	gdp	ob%	sf	sh	sb-att	po	a	e	fld%
------	-----	-------	----	---	---	----	----	----	-----	----	------	----	-----	----	-----	-----	----	----	--------	----	---	---	------

Wil Hoyle

Year	avg	gp-gs	ab	r	h	2b	3b	hr	rbi	tb	slg%	bb	hbp	so	gdp	ob%	sf	sh	sb-att	po	a	e	fld%
------	-----	-------	----	---	---	----	----	----	-----	----	------	----	-----	----	-----	-----	----	----	--------	----	---	---	------

Bryce Jarvis

Year	avg	gp-gs	ab	r	h	2b	3b	hr	rbi	tb	slg%	bb	hbp	so	gdp	ob%	sf	sh	sb-att	po	a	e	fld%
2018	.000	0-0	0	0	0	0	0	0	0	0	.000	0	0	0	0	.000	0	0	0-0	1	1	0	1.000
TOTAL	.000	0-0	0	0	0	0	0	0	0	0	.000	0	0	0	0	.000	0	0	0-0	1	1	0	1.000

Year	era	w-l	app	gs	cg	sho	sv	ip	h	r	er	bb	so	2b	3b	hr	bf	bavg	wp	hbp	bk	sfa	sha
2018	3.38	1-1	2	0	0	0/0	0	2.2	0	1	1	1	3	0	0	0	9	.000	0	0	0	0	1
TOTAL	3.38	1-1	2	0	0	0/0	0	2.2	0	1	1	1	3	0	0	0	9	.000	0	0	0	0	1

Adam Laskey

Year	avg	gp-gs	ab	r	h	2b	3b	hr	rbi	tb	slg%	bb	hbp	so	gdp	ob%	sf	sh	sb-att	po	a	e	fld%
2018	.000	0-0	0	0	0	0	0	0	0	0	.000	0	0	0	0	.000	0	0	0-0	0	2	0	1.000
TOTAL	.000	0-0	0	0	0	0	0	0	0	0	.000	0	0	0	0	.000	0	0	0-0	0	2	0	1.000

Year	era	w-l	app	gs	cg	sho	sv	ip	h	r	er	bb	so	2b	3b	hr	bf	bavg	wp	hbp	bk	sfa	sha
2017	6.23	0-0	1	1	0	0/0	0	4.1	6	3	3	3	7	2	0	0	23	.333	0	1	0	1	0
2018	4.26	0-0	1	1	0	0/0	0	6.1	6	3	3	1	4	1	0	1	27	.261	0	1	0	1	1
TOTAL	5.06	0-0	2	2	0	0/0	0	10.2	12	6	6	4	11	3	0	1	50	.293	0	2	0	2	1

Joey Loperfido

Year	avg	gp-gs	ab	r	h	2b	3b	hr	rbi	tb	slg%	bb	hbp	so	gdp	ob%	sf	sh	sb-att	po	a	e	fld%
2018	.364	3-3	11	5	4	0	0	1	2	7	.636	1	2	2	0	.467	1	0	2-2	40	2	0	1.000
TOTAL	.364	3-3	11	5	4	0	0	1	2	7	.636	1	2	2	0	.467	1	0	2-2	40	2	0	1.000

Steve Mann

Year	avg	gp-gs	ab	r	h	2b	3b	hr	rbi	tb	slg%	bb	hbp	so	gdp	ob%	sf	sh	sb-att	po	a	e	fld%
------	-----	-------	----	---	---	----	----	----	-----	----	------	----	-----	----	-----	-----	----	----	--------	----	---	---	------

Matt Mervis

Year	avg	gp-gs	ab	r	h	2b	3b	hr	rbi	tb	slg%	bb	hbp	so	gdp	ob%	sf	sh	sb-att	po	a	e	fld%
2017	.000	0-0	0	0	0	0	0	0	0	0	.000	0	0	0	0	.000	0	0	0-0	0	0	1	.000
TOTAL	.000	0-0	0	0	0	0	0	0	0	0	.000	0	0	0	0	.000	0	0	0-0	0	0	1	.000

Year	era	w-l	app	gs	cg	sho	sv	ip	h	r	er	bb	so	2b	3b	hr	bf	bavg	wp	hbp	bk	sfa	sha
2017	6.75	0-1	2	0	0	0/0	0	2.2	1	2	2	1	5	0	0	0	10	.125	0	0	0	0	1
TOTAL	6.75	0-1	2	0	0	0/0	0	2.2	1	2	2	1	5	0	0	0	10	.125	0	0	0	0	1



Individual Career History vs Virginia Tech

Erikson Nichols

Year	avg	gp-gs	ab	r	h	2b	3b	hr	rbi	tb	slg%	bb	hbp	so	gdp	ob%	sf	sh	sb-att	po	a	e	fld%
2017	.400	2-0	5	1	2	0	0	0	0	2	.400	0	0	0	0	.400	0	0	0-0	0	1	0	1.000
2018	.000	2-0	1	0	0	0	0	0	0	0	.000	0	0	1	0	.000	0	0	0-0	0	1	0	1.000
TOTAL	.333	4-0	6	1	2	0	0	0	0	2	.333	0	0	1	0	.333	0	0	0-0	0	2	0	1.000

Josh Nifong

Year	avg	gp-gs	ab	r	h	2b	3b	hr	rbi	tb	slg%	bb	hbp	so	gdp	ob%	sf	sh	sb-att	po	a	e	fld%
------	-----	-------	----	---	---	----	----	----	-----	----	------	----	-----	----	-----	-----	----	----	--------	----	---	---	------

Al Pesto

Year	avg	gp-gs	ab	r	h	2b	3b	hr	rbi	tb	slg%	bb	hbp	so	gdp	ob%	sf	sh	sb-att	po	a	e	fld%
------	-----	-------	----	---	---	----	----	----	-----	----	------	----	-----	----	-----	-----	----	----	--------	----	---	---	------

Michael Rothenberg

Year	avg	gp-gs	ab	r	h	2b	3b	hr	rbi	tb	slg%	bb	hbp	so	gdp	ob%	sf	sh	sb-att	po	a	e	fld%
------	-----	-------	----	---	---	----	----	----	-----	----	------	----	-----	----	-----	-----	----	----	--------	----	---	---	------

Graeme Stinson

Year	avg	gp-gs	ab	r	h	2b	3b	hr	rbi	tb	slg%	bb	hbp	so	gdp	ob%	sf	sh	sb-att	po	a	e	fld%
------	-----	-------	----	---	---	----	----	----	-----	----	------	----	-----	----	-----	-----	----	----	--------	----	---	---	------

Year	era	w-l	app	gs	cg	sho	sv	ip	h	r	er	bb	so	2b	3b	hr	bf	bavg	wp	hbp	bk	sfa	sha
2018	0.00	0-0	1	0	0	0/0	0	0.2	0	0	0	0	2	0	0	0	3	.000	1	1	0	0	0
TOTAL	0.00	0-0	1	0	0	0/0	0	0.2	0	0	0	0	2	0	0	0	3	.000	1	1	0	0	0

Kennie Taylor

Year	avg	gp-gs	ab	r	h	2b	3b	hr	rbi	tb	slg%	bb	hbp	so	gdp	ob%	sf	sh	sb-att	po	a	e	fld%
2016	1.000	1-0	1	0	1	0	0	0	0	1	1.000	0	0	0	0	1.000	0	0	0-0	0	0	0	.000
2017	1.000	1-1	1	1	1	0	0	0	0	1	1.000	0	0	0	0	1.000	0	0	0-0	1	0	0	1.000
2018	.231	3-3	13	1	3	1	0	0	2	4	.308	0	1	4	1	.286	0	0	1-1	3	0	0	1.000
TOTAL	.333	5-4	15	2	5	1	0	0	2	6	.400	0	1	4	1	.375	0	0	1-1	4	0	0	1.000

Aaron Therien

Year	avg	gp-gs	ab	r	h	2b	3b	hr	rbi	tb	slg%	bb	hbp	so	gdp	ob%	sf	sh	sb-att	po	a	e	fld%
------	-----	-------	----	---	---	----	----	----	-----	----	------	----	-----	----	-----	-----	----	----	--------	----	---	---	------