



DUKE

@DUKEBASE



#GODUKE

2019 BASEBALL

GODUKE.COM

SCHEDULE

FEBRUARY		All times Eastern	
15	Lehigh	ACCNE	W, 7-0
16	Lehigh	ACCNE	W, 8-1
17	Lehigh	ACCNE	W, 4-3
19	Davidson	ACCNE	W, 7-3
23	Northwestern (1)	ACCNE	W, 5-4 (10)
	Northwestern (2)	ACCNE	W, 23-8
24	Northwestern	ACCNE	L, 3-5
26	Richmond	ACCNE	W, 5-2

MARCH

1	vs. Penn State		W, 14-0
2	vs. Penn State		L, 7-8
3	vs. Penn State		W, 9-2
5	Penn	ACCNE	L, 6-7 (11)
6	Penn	ACCNE	L, 1-3
9	at Virginia	ACCNE	L, 3-11
10	at Virginia (1)	ACCNE	W, 2-1
	at Virginia (2)	ACCNE	W, 8-6
12	East Carolina	ACCNE	W, 7-2
15	Louisville	ACCNE	L, 3-8
16	Louisville	ACCNE	L, 1-2
17	Louisville	ACCNE	L, 6-8
20	Campbell	ACCNE	L, 6-12
22	Wake Forest	ACCNE	W, 16-2
23	Wake Forest	ACCNE	L, 8-9
24	Wake Forest	ACCNE	L, 4-5 (12)
26	at Davidson	ESPN+	W, 7-2
29	at North Carolina	ACCNE	L, 0-1
30	at North Carolina	ACCNE	L, 7-8
31	at North Carolina	ACCNE	L, 6-16

APRIL

2	Durham Bulls (Exh.)		L, 1-6
3	at East Carolina		L, 1-6
6	Pittsburgh	ACCNE	W, 2-0
	Pittsburgh	ACCNE	W, 6-5
7	Pittsburgh	ACCNE	W, 10-9 (10)
9	at NC Central	ACCNE	W, 7-5
12	Virginia Tech	ACCNE	W, 4-0
13	Virginia Tech	ACCNE	L, 2-6
13	Virginia Tech	ACCNE	W, 9-5
16	Texas Tech	ACCNE	6 p.m.
19	at Clemson	ACCNE	6 p.m.
20	at Clemson	ACCNE	3 p.m.
21	at Clemson	ACCNE	1 p.m.
23	NC Central	ACCNE	6 p.m.
26	at Boston College	ACCNE	6 p.m.
27	at Boston College	ACCNE	2 p.m.
28	at Boston College	ACCNE	1 p.m.

MAY

5	VCU (DH)	ACCNE	12 p.m.
8	Liberty	ACCNE	6 p.m.
10	Georgia Tech	ACCNE	6 p.m.
11	Georgia Tech	ACCNE	1 p.m.
12	Georgia Tech	ACCNE	1 p.m.
14	at Liberty	ESPN+	6 p.m.
16	at Miami	ACCNE	7 p.m.
17	at Miami	ACCNE	5 p.m.
18	at Miami	ACCNE	1 p.m.

#16 TEXAS TECH (23-11, 6-6 BIG 12) DUKE (20-16, 8-10 ACC)

APRIL 16 || DURHAM, N.C. || DURHAM BULLS ATHLETIC PARK

PITCHING MATCHUP

LHP ADAM LASKEY, JR.
0-0, 12.60 ERA

RHP BRYCE BONNIN, SO.
3-0, 5.48 ERA



ACC NETWORK EXTRA
Available via
WatchESPN app



THE DUKE SPORTS NETWORK
Chris Edwards



GODUKE.COM
Live Stats & Audio
WATCHESPN
Live Video

LEADING OFF

After a series win over Virginia Tech, the Blue Devils look to carry their momentum into this week's matchup. Duke is set for a midweek clash against No. 16 Texas Tech in a rematch of last year's NCAA Lubbock Super Regional. The first pitch between the Blue Devils and Red Raiders is set for 6 p.m. at Durham Bulls Athletic Park, with coverage airing on ACC Network Extra.

BY THE NUMBERS

3 Duke ranks third in the league in ERA with a mark of 3.74 (135 ER/325.0 IP). Sophomore **Thomas Girard** leads the way for the pitching staff with a mark of 1.32 (4 ER/27.1 IP) across his 16 appearances this season.

4 Junior **Chase Cheek** currently ranks fourth in the ACC in stolen bases with 14 bases swiped this season. Cheek is averaging 0.40 stolen bases per game, which place him fifth in the conference. He is 14-of-17 on stolen base attempts this season.

5 Sophomore **Thomas Girard** leads the team with five saves on the season, which ranks sixth in the ACC. Girard is a perfect five-for-five in save opportunities, and is holding opposing hitters to a .174 batting average.

6 The Blue Devils have won six of their last seven games entering Tuesday's matchup. After sweeping Pittsburgh, the Blue Devils claimed a midweek victory over NC Central before taking two of three from Virginia Tech this past weekend.

7 Freshman **Ethan Murray** is currently riding a seven-game hitting streak entering the contest with Texas Tech. Across the seven games Murray is hitting .409 (9-22) with a team-high-tying six runs scored.

20 Junior **Chase Cheek** enters Tuesday's matchup with a career-long 16-game reached base streak. Cheek is third on the team in hits with 38, while ranking third in batting average with a mark of .286 (38-133). The starting right fielder has posted 10 multi-hit outings this season, which tie him for second on the squad.

23 Junior **Matt Mervis** has been hot as of late, registering 23 hits across his last 15 contests. Across the span, Mervis is batting a team-high .404 (23-57), while slugging .579 with an on-base percentage of .500.

52 Senior **Kennie Taylor** ranks tied for fourth in the ACC in hits with 52 on the season, just two shy of the league lead. Taylor is averaging 1.44 hits per game, which also places him fourth in the conference. The Tampa, Fla., native ranks tied for second in the ACC in doubles with 16.

377 The Blue Devil pitching staff has 377 strikeouts this season, averaging 10.4 strikeouts per nine innings. The mark ranks seventh in the nation and first in the ACC. Duke's 377 punchouts rank second in the conference in hits allowed per nine innings with a mark of 7.86 (284 H/325.0 IP).

PROBABLE LINEUP

C	Michael Rothenberg	So.	36-34, .234
1B	Chris Crabtree	So.	35-35, .259
2B	Joey Loperfido	So.	13-13, .313
3B	Erikson Nichols	Jr.	36-36, .274
SS	Ethan Murray	Fr.	36-36, .281
LF	Kyle Gallagher	Gr.	36-30, .269
CF	Kennie Taylor	Sr.	36-36, .329
RF	Chase Cheek	Jr.	35-35, .286
DH	Matt Mervis	Jr.	28-22, .337



VS



.300	BA	.274
267	R	224
355	H	346
70	2B	72
13	3B	12
33	HR	27
253	RBI	206
.465	SLG%	.413
205	BB	160
264	SO	329
.406	OB%	.370
47	SB	44
4.05	ERA	3.74
138	BB	162
292	K	377
.978	FLD%	.962

DUKE vs. TEXAS TECH

SERIES HISTORY

Series Record.....	1-2 (2018)
Durham, N.C.....	0-0
Lubbock, Texas.....	1-2
Neutral.....	0-0
Not Available.....	0-0
Under Chris Pollard.....	1-2
Current Streak.....	L1

LAST THREE MEETINGS

J9	2018	Lubbock, Texas	L	4-6
J10	2018	Lubbock, Texas	W	11-2
J11	2018	Lubbock, Texas	L	2-6

LAST TIMES WE MET

JUNE 9, 2018 (Lubbock, Texas || RIP Griffin Park)

Score By Innings	1	2	3	4	5	6	7	8	9	R	H	E	LOB
Duke	0	1	0	0	2	0	1	0	0	4	8	1	7
Texas Tech	0	0	0	0	2	0	1	2	X	6	11	0	9

Winning Pitcher: Jose Quezada || Losing Pitcher: Jack Labosky || Save: Ty Harpenau

JUNE 10, 2018 (Lubbock, Texas || RIP Griffin Park)

Score By Innings	1	2	3	4	5	6	7	8	9	R	H	E	LOB
Texas Tech	0	0	0	0	0	0	1	1	0	2	9	0	7
Duke	0	0	0	4	6	0	0	1	X	11	16	1	8

Winning Pitcher: Graeme Stinson || Losing Pitcher: Caleb Kilian || Save: None

JUNE 9, 2018 (Lubbock, Texas || RIP Griffin Park)

Score By Innings	1	2	3	4	5	6	7	8	9	R	H	E	LOB
Duke	0	0	0	1	0	1	0	0	0	2	10	0	14
Texas Tech	0	0	1	2	0	0	1	2	X	6	13	2	10

Winning Pitcher: Ty Harpenau || Losing Pitcher: Matt Dockman || Save: None



QUICK FACTS

PROGRAM HISTORY

First Year of Program	1889
All-Time Program Record	2,108-1,785-34
Most Victories in a Season	45 (2018)
NCAA Tournament Appearances (Last)	7 (2018)
NCAA Tournament Record	23-17
ACC Tournament Appearances (Last)	36 (2018)
ACC Tournament Record	25-60
ACC Championships	3 (1956, 1957, 1961)
All-ACC Selections	103
All-Americans	12
MLB Draft Selections (Alumni)	75 (42)

UNIVERSITY INFORMATION

Location	Durham, N.C.
Founded	1838 as Trinity College
Enrollment	6,485
Colors	Duke Blue (PMS 287) & White
Nickname	Blue Devils
Conference (Division)	ACC (Coastal)
President	Dr. Vincent Price
Athletic Director	Dr. Kevin M. White

STAFF

Head Coach	Chris Pollard
Associate Head Coach	Josh Jordan
Assistant Coach Hitting	Jason Stein
Assistant Coach Pitching	Dusty Blake
Director of Operations	Chris Gordon
Athletic Trainer	Aldo Plata

SPORTS INFORMATION

Baseball Contact	Josh Foster
Office	(919) 684-2668
Cell	(205) 213-5091
Email	joshua.foster@duke.edu

SERIES HISTORY

Duke and Texas Tech will meet for just the fourth time in program history when the two teams square off in Tuesday's midweek matchup. The first three matchups between the two schools came last season in the NCAA Lubbock Super Regional, when the Red Raiders claimed the series, 2-1. The Blue Devils fell in game one of the series, 6-4, before bouncing back to claim an 11-2 victory in game two. The Red Raiders took the decisive game three, 6-2, to clinch the series and advance to the College World Series.

SCOUTING BOTH TEAMS

DUKE	TEAM LEADERS	TEXAS TECH
Kennie Taylor..... .329	AVERAGE	Brian Klein363
Kennie Taylor/Ethan Murray..... 28	RUNS	Dylan Neuse..... 38
Kennie Taylor..... 52	HITS	Brian Klein 45
Kennie Taylor..... 16	DOUBLES	Josh Jung 11
Rudy Maxwell..... 3	TRIPLES	Dylan Neuse..... 5
Michael Rothenberg..... 5	HOME RUNS	Cameron Warren..... 8
Kennie Taylor..... 31	RUNS BATTED IN	Cameron Warren..... 41
Chris Crabtree..... 23	WALKS	Dylan Neuse..... 30
Chase Cheek..... 14	STOLEN BASES	Gabe Holt 21
Ethan Murray..... .399	ON-BASE PERCENTAGE	Dylan Neuse..... .477
Kennie Taylor..... .532	SLUGGING PERCENTAGE	Cameron Warren..... .610
Bill Chillari..... 42.0	INNINGS PITCHED	Caleb Kilian..... 47.2
Hunter Davis..... 17	APPEARANCES	Dane Haveman..... 18
Thomas Girard 1.32	ERA	Dane Haveman..... 2.25
Ben Gross..... .5	WINS	Caleb Kilian..... 5
Thomas Girard5	SAVES	Clayton Beeter 5
Cooper Stinson..... 54	STRIKEOUTS	Taylor Floyd/Micah Dallas..... 37

TRENDING FOR DUKE

The Blue Devils are on an upward swing, winning six of their last seven contests, and look to carry the momentum into this week. Most recently Duke notched a series win over Virginia Tech this past weekend, marking the squad's second consecutive ACC series win. After weather forced the two teams to suspend Friday's series opener in the bottom of the fourth, the Blue Devils resumed action Saturday afternoon and went on to claim a 4-0 shutout victory over the Hokies. After falling in game two of the series, 6-2, Duke bounced back in the series finale with a 9-5 victory to clinch the series.

OUT OF THE PEN

The Duke bullpen arms shined this past weekend, holding the Hokies scoreless across the three-game series. The Blue Devil relievers worked 15.2 scoreless innings, allowing only seven hits while recording 21 strikeouts. Headlining the effort were senior co-captain **Hunter Davis** and sophomore **Thomas Girard**. Davis worked a career-high-tying 4.1 innings in the series finale, yielding one hit while notching four punchouts. Girard made appearances in the bookend games of the series, working a total 4.1 innings, scattering three hits and recording eight strikeouts.

ACC STANDINGS

ATLANTIC DIVISION

School	ACC	Pct.	Overall	Pct.
Louisville	13-5	.722	28-8	.778
NC State	12-6	.667	29-8	.784
Clemson	11-7	.611	25-11	.694
Florida State	10-8	.556	22-13	.629
Wake Forest	9-9	.500	21-16	.568
Notre Dame	8-10	.444	13-21	.382
Boston College	7-11	.389	18-19	.486

COASTAL DIVISION

School	ACC	Pct.	Overall	Pct.
Georgia Tech	11-7	.611	24-12	.667
North Carolina	10-8	.556	27-10	.730
Miami	10-8	.556	25-12	.676
Virginia	8-10	.444	21-16	.568
Duke	8-10	.444	20-16	.556
Virginia Tech	6-12	.333	21-16	.568
Pitt	3-15	.167	10-24	.294

PLAYER RANKINGS

BASEBALL AMERICA

2019 TOP 50 COLLEGE PROSPECTS

4 Graeme Stinson LHP

BASEBALL AMERICA

2019 TOP 200 MLB DRAFT PROSPECTS

9 Graeme Stinson LHP

61 Adam Laskey LHP

DIBASEBALL TOP 350 COLLEGE

PROSPECTS

4 Graeme Stinson LHP

32 Adam Laskey LHP

135 Bryce Jarvis RHP

DIBASEBALL TOP ACC PROSPECTS

2019 DRAFT

1 Graeme Stinson LHP

5 Adam Laskey LHP

26 Bryce Jarvis RHP

48 Kennie Taylor OF

DIBASEBALL TOP ACC PROSPECT

2020 DRAFT

4 Michael Rothenberg C

9 Joey Loperfido INF

40 Matt Mervis RHP/INF

DIBASEBALL ACC IMPACT FRESHMEN

4 Cooper Stinson RHP

31 Jack Carey RHP

38 Ethan Murray RHP/INF

MLB PIPELINE

TOP 50 MLB DRAFT PROSPECTS

9 Graeme Stinson LHP

PERFECT GAME

TOP 300 PROSPECTS, 2019 DRAFT

6 Graeme Stinson LHP

94 Adam Laskey LHP

PERFECT GAME

TOP 100 COLLEGE PROSPECTS

2019 DRAFT

4 Graeme Stinson LHP

50 Adam Laskey LHP

PERFECT GAME

2019 TOP 100 COLLEGE JUNIORS

3 Graeme Stinson LHP

48 Adam Laskey


PERFECT GAME

2019 TOP 100 COLLEGE SOPHOMORES

32 Michael Rothenberg C

DURHAM BULLS ATHLETIC PARK

409 BLACKWELL STREET, DURHAM, NC 27701




Opened	1995
Surface	Grass
Capacity	10,000
Dimensions	305-LF, 371-LC, 400-CF 373-RC, 327-RF

On October 2, 2015, Duke renewed its agreement with the Durham Bulls to play home games at the Durham Bulls Athletic Park (DBAP), home of the Triple-A affiliate of the Tampa Bay Rays. Beginning in 2016, the contract renewal is a seven-year agreement that allows Duke to play up to 36 exhibition and home games at the DBAP each year. The agreement also called for a limited number of Duke practices at the DBAP as well as a new permanent Duke locker room and clubhouse at the facility. Duke and the Durham Bulls began their partnership prior to the Blue Devils' 2010 season. The 2019 campaign marks the 10th consecutive season in which Duke will play home games at the DBAP. Under the new agreement, the Blue Devils will play the vast majority of their home schedule at the minor league venue.

JACK COOMBS FIELD

101 WHITFORD DRIVE., DURHAM, NC 27708



Opened	1931
Surface	Turf
Capacity	2,000
Dimensions	325-LF, 370-LC, 400-CF, 380-RC, 335-RF

Jack Coombs Field is Blue Devils' the on-campus home field, located up the hill from Cameron Indoor Stadium. Duke's home stadium since 1931, Coombs underwent significant renovations over the past several years, including the installation of state-of-the-art synthetic AstroTurf in 2011. The Blue Devils are scheduled to play five games in 2019 at Coombs, including a three-game ACC series against Virginia Tech as well as a doubleheader versus VCU.

THE LOADING DOCK

After a three-week absence, sophomore **Matt Dockman** has returned to the bump for the Blue Devils in midseason form. The second-year southpaw has recorded three straight scoreless relief appearances and has only allowed three hits across the span. Dockman made his first appearance of the stretch in game two of the series against Pittsburgh, working 2.0 scoreless innings, allowing one hit and collecting a pair of strikeouts to earn his second win of the season. After tossing 2.1 hitless frames last Tuesday at NC Central, Dockman appeared in the series opener against Virginia Tech, covering 3.0 innings, scattering one hit and notching a career-high six strikeouts.

DOCKMAN'S LAST THREE APPEARANCES

Date	Opponent	IP	H	R	ER	BB	SO
4/6	Pittsburgh (2)	2.0	1	0	0	0	2
4/9	at NC Central	2.1	0	0	0	1	3
4/13	Virginia Tech (1)	3.0	1	0	0	1	5

TUESDAY AT THE DBAP

Tuesday's midweek matchup between Duke and Texas Tech will offer half-priced tickets for Duke employees and Durham residents. Tickets must be purchased on the day of the game with valid identification. There will be free tacos for fans while supplies last. Students may enter to win a Fire HD 8 Tablet. Entries must be made at the marketing table, and the winner will be announced in the fifth inning. The winner must be present to claim the prize.

ON DECK FOR DUKE

Following the midweek contest with the Red Raiders, the Blue Devils hit the road this weekend, traveling down to Clemson, S.C., to continue their ACC slate. The Blue Devils and the Tigers are slated for a 6 p.m. first pitch in Friday's series opener, while Saturday's contest is set for a 3 p.m. start. The series finale between the two teams is scheduled for 1 p.m. Sunday afternoon.

MISCELLANEOUS RECORDS

DUKE'S RECORD WHEN

Game 1 of Weekend Series.....	6-3
Game 2 of Weekend Series.....	4-5
Game 3 of Weekend Series.....	5-4
Midweek Games.....	5-4
Starter Receives Decision.....	10-6
Bullpen Receives Decision.....	10-10
Starter Throws ≥5 Innings.....	7-7
Starter Throws <5 Innings.....	13-9

BLUE DEVILS IN THE POLLS

Week	BA	CB	D1	NCBWA	PG	USAT
Preseason	22	20	NR	25	31	RV
2/18/2018	22	20	NR	25	NR	RV
2/25/2018	22	21	NR	25	NR	RV
3/4/2018	22	22	NR	25	NR	RV
3/11/2018	24	NR	NR	NR	NR	RV
3/18/18	NR	NR	NR	NR	NR	RV
3/25/18	NR	NR	NR	NR	NR	RV
4/1/18	NR	NR	NR	NR	NR	NR
4/8/18	NR	NR	NR	NR	NR	NR
4/15/18	NR	NR	NR	NR	NR	NR
4/22/18	--	--	--	--	--	--
4/29/18	--	--	--	--	--	--
5/6/18	--	--	--	--	--	--
5/13/18	--	--	--	--	--	--

2019 SINGLE GAME HIGHS

DUKE

Runs, Game	23 vs. Northwestern (2/23 - Game 2)
Runs, Inning	12, 3rd inning vs. Northwestern (2/23 - Game 2)
Hits, Game	18 vs. Northwestern (2/23 - Game 2)
Hits, Inning	9, 3rd inning vs. Northwestern (2/23 - Game 2)
Doubles	6 vs. Louisville (3/15)
Triples	3 vs. Northwestern (2/23 - Game 2)
Home Runs	3, 3 times, last vs. Virginia Tech (4/14)
Extra-Base Hits	9 vs. Northwestern (2/24)
Stolen Bases	9 vs. Penn (3/5)
Left on Base	15 at North Carolina (3/31)
Errors (Committed By)	4 vs. Louisville (3/16)
Strikeouts	16 vs. Northwestern (2/23 - Game 1)
Walks	11 vs. Penn State (3/1)
Double Plays (Hit Into)	3 vs. Wake Forest (3/20)
Triple Plays (Hit Into)	N/A

OPPONENTS

Runs, Game	16 by North Carolina (3/31)
Runs, Inning	8 by North Carolina, 7th inning (3/31)
Hits, Game	17, twice, last by Wake Forest (3/23)
Hits, Inning	4, twice, last by Campbell, 6th inning (3/9)
Doubles	5, by Campbell (3/23)
Triples	1, 4 times, last by Virginia (3/9)
Home Runs	3 by Penn State (3/2)
Extra-Base Hits	9 vs. Northwestern (2/24)
Stolen Bases	3 by Penn State (3/3)
Left on Base	16 by Wake Forest (3/24)
Errors (Committed By)	4 by Penn State (3/1)
Strikeouts	18 by Lehigh (2/15)
Walks	10 by Northwestern (2/23 - Game 1)
Double Plays (Hit Into)	3 by Penn State (3/3)
Triple Plays (Hit Into)	N/A

INDIVIDUAL BATTING

Longest Hitting Streak	15 games, twice, last by Erikson Nichols (3/2-3/24)
Runs	3, 5 times, last by Chris Crabtree at Virginia (3/10 - Game 2)
Hits	4, twice, last by Matt Mervis vs. Pittsburgh (4/7)
Doubles	2, 7 times, last by Chase Cheek at NC Central (4/9)
Triples	1, 10 times, last by Joey Loperfido vs. Virginia Tech (4/13)
Home Runs	2, Kennie Taylor vs. Penn State (3/3)
Inside-the-Park Home Run	1, Chris Crabtree at NC Central (4/9)
Consecutive Games with a Home Run	2, Michael Rothenberg (2/24-2/26)
Runs Batted In	6, Kennie Taylor vs. Penn State (3/3)
Stolen Bases	2, 6 times, last by Chase Cheek at Davidson (3/26)
Strikeouts	4, Rudy Maxwell vs. Lehigh (2/15)
Walks	3, twice, last by Michael Rothenberg vs. Campbell (3/20)

INDIVIDUAL PITCHING

Innings Pitched, Starter	7.0, 3 times, last by Ben Gross vs. Pittsburgh (4/6 - Game 1)
Innings Pitched, Reliever	3.2, Thomas Girard vs. Wake Forest (3/24)
Strikeouts	10, twice, last by Ben Gross vs. Pittsburgh (4/6 - Game 1)
Walks	5, Bryce Jarvis vs. Northwestern (2/23 - Game 2)
Fewest Hits Allowed, Starter (5.0+ IP)	0, Graeme Stinson vs. Penn State (3/1)
Consecutive Scoreless IP, Starter	12.0, Graeme Stinson (2/15-3/1)
Consecutive Scoreless IP, Reliever	7.0, Hunter Davis (3/5-3/12)
Consecutive Scoreless Relief Appearances	5, Eli Herrick (4/3-current)
Consecutive Saves Converted	5, Thomas Girard (2/26-current)
Longest Winning Streak, Starter	2, twice, last by Bryce Jarvis & Ben Gross (2/16-current)

STARTS BY POSITION

Pitcher:	G. Stinson (5), Jarvis (7), C. Stinson (9), Chillari (9), Gross (5), Laskey (1)
Catcher:	Rothenberg (28), Maxwell (8)
First Base:	Crabtree (35), Mervis (1)
Second Base:	Loperfido (13), Wardwell (7), Hoyle (2), Nichols (14)
Third Base:	Nichols (22), Mervis (14)
Shortstop:	Murray (36)
Left Field:	Gallagher (30), Schreck (6)
Center Field:	Taylor (36)
Right Field:	Cheek (35), Schreck (1)
Designated Hitter:	Maxwell (22), Rothenberg (6), Stinebiser (1), Mervis (7)

BLUE DEVILS AT A GLANCE

Overall Record	20-16
Current Streak	Won 1
Series Record	7-4-1
Home	14-10
Road	4-5
Neutral	2-1
Day/Night	16-9/4-7
vs. Top-25 Teams	1-7
In February	7-1
In March	7-13
In April	6-2
In May	0-0
In June	0-0
vs. RHS/LHS	15-10/5-6
Duke Scores First	15-4
Comeback Wins	9
Losses After Leading	6
Extra Innings	2-2
One-Run Games	5-8
Two-Run Games	3-3
Leading After 6/7/8	14-3/16-0/17-0
Trailing After 6/7/8	3-6/2-7/0-13
Duke Out-Hits Opponent	18-4
Opponent Out-Hits Duke	2-10
Two Teams Match on Hits	0-2

TEAM MISCELLANEOUS

Most Games Over .500	7, twice, last 3/12
Most Games Under .500	1 (4/3)
Longest Winning Streak	6 games (2/15-2/23)
Longest Losing Streak	4 games, twice, last 3/29-4/3
Largest Margin of Victory	15 vs. Northwestern (2/23 - Game 2)
Largest Margin of Defeat	10 at North Carolina (3/31)
Fewest Hits, Game	2 vs. North Carolina (3/29)
Fewest Hits Allowed, Game	0 vs. Penn State (3/1)



CHRIS POLLARD

HEAD COACH
SEVENTH SEASON AT DUKE

14

Chris Pollard became Duke University's 25th head baseball coach in June 2012, taking the reigns of the Blue Devil program after successful stints at Pfeiffer University and Appalachian State University. In addition to guiding the Blue Devils to five straight 30-win seasons, Pollard led Duke to an at-large bid to the 2016 NCAA Tournament, ending the program's 55-year drought without making the postseason event. Pollard became the fastest Duke head coach to reach 100 wins with the Blue Devils, recording his 100th victory at Duke March 15, 2016 against Maryland Eastern Shore. During Pollard's tenure, 19 Blue Devils have been selected in the Major League Baseball Draft.

RECORDS

Career	603-479-3
At Duke	216-160
ACC	85-107
ACC Tournament	4-5
NCAA Tournament	7-7

EDUCATION

B.A. Psychology	Davidson '96
M.S. Physical Education	Mississippi St. '04

EXPERIENCE

Duke University (2013-Present)	Head Coach
Appalachian State (2005-12)	Head Coach
Pfeiffer University (2000-04)	Head Coach
Davidson College (1996-99)	Assistant Coach

ACCOMPLISHMENTS

NCAA Tournaments (4)	2004, 2012, 2016, 2018
Conference Championships (2)	2004, 2012
Conference Coach of the Year (2)	2004, 2012

YEAR-BY-YEAR

Year	School	Record	%	Conference	Record	%	Finish
2000	Pfeiffer	20-28	.417	Conference Carolinas	10-15	.400	8th
2001	Pfeiffer	21-26	.447	Conference Carolinas	11-12	.478	6th
2002	Pfeiffer	26-23-1	.530	Conference Carolinas	11-14	.440	8th
2003	Pfeiffer	33-17	.660	Conference Carolinas	16-10	.615	3rd
2004	Pfeiffer	41-14	.745	Conference Carolinas	18-6	.750	1st
2005	Appalachian State	10-42	.192	Southern Conference	5-24	.172	11th
2006	Appalachian State	24-31-1	.438	Southern Conference	9-18	.333	8th
2007	Appalachian State	33-26	.559	Southern Conference	14-13	.519	4th
2008	Appalachian State	32-27	.542	Southern Conference	14-13	.519	6th
2009	Appalachian State	33-21	.611	Southern Conference	15-13	.536	6th
2010	Appalachian State	38-18	.675	Southern Conference	14-14-1	.500	7th
2011	Appalachian State	33-27	.550	Southern Conference	15-15	.500	6th
2012	Appalachian State	41-18	.695	Southern Conference	21-9	.700	t-1st
2013	Duke	26-29	.473	Atlantic Coast Conference	9-21	.300	11th
2014	Duke	33-25	.541	Atlantic Coast Conference	16-14	.533	4th
2015	Duke	31-22	.585	Atlantic Coast Conference	10-19	.345	t-12th
2016	Duke	33-24	.579	Atlantic Coast Conference	14-16	.467	7th
2017	Duke	30-28	.517	Atlantic Coast Conference	12-18	.400	9th
2018	Duke	45-18	.714	Atlantic Coast Conference	18-11	.621	4th
2019	Duke	20-16	.556	Atlantic Coast Conference	8-10	.444	--

CHRIS POLLARD VS. ALL OPPONENTS

School	Duke	Total	School	Duke	Total
Akron	1-0	3-0	Georgia	2-0	2-0
Alabama	0-0	0-3	Georgia Southern	0-0	10-18
Albany	0-0	0-3	Georgia Tech	9-10	9-10
Army West Point	2-1	4-1	Gonzaga	0-2	0-2
Auburn	0-0	1-2	Hartford	1-0	1-0
Binghamton	2-1	2-1	High Point	2-0	11-2
Boston College	4-5	4-5	Indiana	0-0	0-0
Bryant	1-0	1-0	Iona	1-0	1-0
Buffalo	0-0	1-1	Jacksonville State	0-0	5-1
Bucknell	6-0	6-0	Kentucky	0-0	0-1
California	4-2	4-2	LaSalle	1-0	3-0
Campbell	6-4	7-5	Lehigh	3-0	3-0
Canisius	0-0	5-3	Liberty	6-5	6-5
Charleston Southern	0-0	0-1	Louisville	2-8	2-8
Charlotte	1-0	3-1-1	Longwood	5-1	10-2
The Citadel	0-0	10-16	LSU	0-0	2-1
Clemson	3-6	3-6	Marist	0-0	1-0
Coastal Carolina	1-1	1-1	Marshall	1-0	1-0
College of Charleston	0-0	7-20	Maryland	1-2	1-2
Columbia	2-0	4-0	Miami (Fla.)	6-13	7-14
Coppin State	0-0	3-0	Mount St. Mary's	1-0	1-0
Cornell	3-0	5-1	NC State	4-8	5-11
Davidson	7-1	25-7	Niagara	0-0	3-0
Dayton	0-0	3-0	Norfolk State	2-0	2-0
Delaware State	1-0	1-0	North Carolina	6-12	6-18
East Carolina	1-6	1-6	North Carolina A&T	2-0	18-3
East Tennessee State	0-0	5-9	North Carolina Central	14-0	15-0
Elon	0-0	4-21	Northwestern	2-1	2-1
Fairleigh Dickinson	0-0	2-1	Notre Dame	4-2	4-2
Florida	1-2	1-2	Oakland	0-0	3-0
Florida State	5-6	5-11	Ohio State	1-0	1-0
Furman	0-1	20-11	Oklahoma	0-0	1-2
Gardner-Webb	4-0	14-7			
George Mason	0-0	0-2			

ASSISTANT COACHES



12

JOSH JORDAN

Associate Head Coach



11

JASON STEIN

Assistant Coach // Hitting



39

DUSTY BLAKE

Assistant Coach // Pitching



2019 ROSTER

CATCHERS: 5 // INFELDERS: 9 // OUTFIELDERS: 7
RHP: 14 // LHP: 7

PRONUNCIATION GUIDE

Bill Chillari	chill-air-ee
Chris Dutra	dew-tra
Thomas Girard	jer-rard
Cameron Kovachik	koh-vah-chick
Joey Loperfido	low-per-fee-doh
Jason Stein	steen
Graeme Stinson	graham
Matt Stinebiser	sinte-buy-sir
Aaron Therien	thayer-ee-un
Jake Topolski	tah-pole-ski

SUPPORT STAFF

Brad Amersbach	Academic Coordinator
Brad Berndt	Baseball Administrator
Anthony Davis	Equipment Manager
Brittany Del Barba	Digital Video Assistant
Chris Edwards	Play-by-Play Announcer
Josh Foster	Sports Information
Chris Gordon	Director of Operations
Matt Hess	Game Operations
Tony Ledwell	Marketing
Joe Manhertz	Iron Dukes Major Gifts
Brittney Morrison	Ticket Operations
Dan Perlmutter	Strength & Conditioning Coach
Aldo Plata	Athletic Trainer
Sterling Truitt	Live Video Assistant
De'Ana Tyler	Duke Dukes Annual Fund

PLAYERS

#	Name	B/T	Pos.	Ht.	Wt.	Cl.	Hometown (Previous School)
1	Ethan Murray	R/R	RHP/INF	5-11	180	Fr.	Crozet, Va. (The Miller School)
2	Cooper Stinson	R/R	RHP	6-6	245	Fr.	Norcross, Ga. (Norcross)
3	Chris Crabtree	L/L	INF	6-4	220	So.	Bahama, N.C. (Riverside)
4	Wil Hoyle	S/R	INF	5-9	160	So.	Durham, N.C. (Jordan)
5	Jake Swartz	L/R	OF	6-0	175	Fr.	Florence, S.C. (Trinity Burns)
6	Jimmy Loper	R/R	RHP	6-2	210	Fr.	Chesapeake, Va. (Hickory)
7	Chris Dutra	R/R	C	5-11	210	Jr.	New Rochelle, N.Y. (Iona Prep)
8	Thomas Girard	R/R	RHP	5-11	170	So.	Simsbury, Conn. (Avon Old Farms)
9	Damon Lux	R/R	OF	6-1	190	Fr.	Shelbyville, Ind. (Shelbyville)
10	Matt Stinebiser	L/R	C	6-1	185	Fr.	Northville, Mich. (Detroit Catholic Central)
13	Oliver McCarthy	L/L	LHP	6-3	205	Fr.	Brooklyn, N.Y. (Poly Prep)
15	Kennie Taylor	R/R	OF	5-11	170	Sr.	Tampa, Fla. (Jesuit)
16	Aaron Beasley	L/L	LHP/INF	6-3	225	Fr.	Durham, N.C. (Voyager Academy)
17	Matt Dockman	L/L	LHP	6-4	210	So.	Hilliard, Ohio (Watterson)
18	Aaron Therien	S/R	C	6-1	195	Sr.	Durham, N.C. (Durham Academy)
19	Al Pesto	R/R	RHP	6-3	210	Sr.	Savannah, Ga. (Benedictine Military)
20	Matt Mervis	L/R	INF/RHP	6-4	225	Jr.	North Bethesda, Md. (Georgetown Prep)
22	Jake Topolski	R/R	INF	6-0	195	Fr.	Medford, N.J. (Lenape)
23	Kyle Gallagher	R/R	OF	6-4	225	Gr.	Endwell, N.Y. (Maine-Endwell/Cornell)
25	Eli Herrick	L/R	RHP	6-2	200	Jr.	Auburn, Wash. (Puyallup/Bellevue College)
26	Rudy Maxwell	R/R	C	6-4	225	Fr.	Brentwood, Tenn. (Ensworth)
27	Bill Chillari	L/L	LHP	6-2	215	Jr.	Newport, N.J. (St. Augustine Prep)
28	Bryce Jarvis	L/R	RHP/INF	6-2	170	So.	Franklin, Tenn. (Brentwood Academy)
29	Coleman Williams	R/R	RHP	6-4	215	Jr.	Atlanta, Ga. (Marist)
30	Kyle Salley	L/L	LHP/OF	5-9	180	Fr.	Flossmoor, Ill. (Homewood-Flossmoor)
31	Graeme Stinson	L/L	LHP	6-5	250	Jr.	Norcross, Ga. (Norcross)
32	Jack Carey	R/R	RHP	6-0	185	Fr.	Summit, N.J. (St. Peter's Prep)
33	Adam Laskey	R/L	LHP	6-3	205	Jr.	Barrington, N.J. (Haddon Heights)
34	Steve Mann	R/R	OF	6-0	195	So.	Farmington Hills, Mich. (Detroit County Day)
35	Ben Gross	R/R	RHP	6-1	210	Gr.	Cranbury, N.J. (Princeton/Princeton)
36	Joey Loperfido	L/R	INF	6-4	195	So.	Haddonfield, N.J. (Haddonfield Memorial)
37	Josh Nifong	L/R	RHP	6-7	225	So.	High Point, N.C. (High Point Christian Academy)
38	Michael Rothenberg	S/R	C	6-3	210	So.	Boca Raton, N.C. (Pine Crest)
40	RJ Schreck	L/R	OF	6-1	185	Fr.	Los Angeles, Calif. (Harvard-Westlake)
41	Hunter Davis	R/R	RHP	6-4	205	Sr.	Atlanta, Ga. (The Westminster Schools)
42	Erikson Nichols	R/R	INF	6-4	200	Jr.	Oradell, N.J. (Bergen Catholic)
43	Chase Cheek	L/L	OF	6-1	180	Jr.	Orlando, Fla. (Dr. Phillips)
50	Tyler Wardwell	S/R	INF	6-2	185	So.	Cincinnati, Ohio (La Salle)

COACHES

14	Chris Pollard	Head Coach	Davidson ('96)
12	Josh Jordan	Associate Head Coach // Recruiting Coordinator	Catawba ('02)
11	Jason Stein	Assistant Coach // Hitting Coach	Eastern Kentucky ('97)
39	Dusty Blake	Assistant Coach // Pitching Coach	Appalachian State ('03)



TV

ROSTER




1
ETHAN MURRAY
RHP/INF • Fr. • Crozet, Va.



2
COOPER STINSON
RHP • Fr. • Norcross, Ga.



3
CHRIS CRABTREE
INF • So. • Bahama, N.C.



4
WIL HOYLE
INF • So. • Durham, N.C.



5
JAKE SWARTZ
OF • Fr. • Florence, S.C.



6
JIMMY LOPER
RHP • Fr. • Chesapeake, Va.



7
CHRIS DUTRA
C • Jr. • New Rochelle, N.Y.



8
THOMAS GIRARD
RHP • So. • Simsbury, Conn.




9
DAMON LUX
OF • Fr. • Shelbyville, Ind.



10
MATT STINEBISER
C • Fr. • Northville, Mich.



13
OLIVER MCCARTHY
LHP • Fr. • Brooklyn, N.Y.



15
KENNIE TAYLOR
OF • Sr. • Tampa, Fla.



16
AARON BEASLEY
LHP/INF • Fr. • Durham, N.C.



17
MATT DOCKMAN
LHP • So. • Hilliard, Ohio



18
AARON THERIEN
LHP • Sr. • Durham, N.C.



19
AL PESTO
RHP • Sr. • Savannah, Ga.



20
MATT MERVIS
INF/RHP • Jr. • Potomac, Md.



22
JAKE TOPOLSKI
INF • Fr. • Medford, N.J.



23
KYLE GALLAGHER
OF • Gr. • Endwell, N.Y.



25
ELI HERRICK
RHP • Jr. • Auburn, Wash.



26
RUDY MAXWELL
C • Fr. • Brentwood, Tenn.



27
BILL CHILLARI
LHP • Jr. • Newport, N.J.



28
BYRCE JARVIS
RHP/INF • So. • Franklin, Tenn.



29
COLEMAN WILLIAMS
RHP • Jr. • Atlanta, Ga.



30
KYLE SALLEY
LHP/OF • So. • Flossmoor, Ill.



31
GRAEME STINSON
LHP • Jr. • Norcross, Ga.



32
JACK CAREY
RHP • Fr. • Summit, N.J.



33
ADAM LASKEY
LHP • Jr. • Barrington, N.J.



34
STEVE MANN
OF • So. • Farmington Hills, Mich.



35
BEN GROSS
RHP • Gr. • Cranbury, N.J.



36
JOEY LOPERFIDO
INF • So. • Haddonfield, N.J.



37
JOSH NIFONG
RHP • So. • High Point, N.C.



38
MICHAEL ROTHENBERG
C • So. • Boca Raton, Fla.



40
RJ SCHRECK
OF • Fr. • Los Angeles, Calif.



41
HUNTER DAVIS
RHP • Sr. • Atlanta, Ga.



42
ERIKSON NICHOLS
INF • Jr. • Oradell, N.J.



43
CHASE CHEEK
OF • Jr. • Orlando, Fla.



50
TYLER WARDWELL
INF • So. • Cincinnati, Ohio



MAJOR LEAGUE History

MLB DRAFT SELECTIONS

denotes player returned to Duke | ! denotes January secondary draft

Year	Name	Pos.	Organization	Rd.	Overall	Year	Name	Pos.	Organization	Rd.	Overall
2018	Griffin Conine	OF	Toronto Blue Jays	2nd	52	1994	Sean McNally	3B	Kansas City Royals	16th	443
2018	Jimmy Herron	OF	Chicago Cubs	3rd	98	1994	Scott Pinoni	1B	Kansas City Royals	20th	555
2018	Chris Proctor	C	Detroit Tigers	13th	375	1992	Mike Kotarski	LHP	Colorado Rockies	20th	571
2018	Zack Kone	SS	Pittsburgh Pirates	13th	384	1992	Quinton McCracken	2B	Colorado Rockies	25th	771
2018	Ethan DeCaster	RHP	Detroit Tigers	18th	525	1991	John Courtright	LHP	Cincinnati Reds	8th	224
2018	Jack Labosky	RHP	Tampa Bay Rays	22nd	660	1990	Tim Rumer	LHP	New York Yankees	8th	213
2018	Mitch Stallings	LHP	Atlanta Braves	30th	892	1990	Tim Roberts	LHP	Seattle Mariners	75th	1,445
2017	Justin Bellinger	1B	Cincinnati Reds	22nd	647	1989	Mike Trombley	RHP	Minnesota Twins	14th	371
2017	James Ziemba	LHP	Los Angeles Angels	22nd	655	1988	John Furch	1B	Chicago White Sox	23rd	587
2017	Jimmy Herron #	OF	New York Yankees	31st	932	1984	Ron Bianco	2B	Chicago Cubs	24th	599
2016	Bailey Clark	RHP	Chicago Cubs	5th	164	1984	Tommy Decker	C	Cleveland Indians	41st	812
2016	James Ziemba #	LHP	Philadelphia Phillies	37th	1,097	1983	Todd Lamb	RHP	Atlanta Braves	10th	256
2016	Brian McAfee	RHP	Tampa Bay Rays	38th	1,140	1982	Tom Brassil	SS	San Diego Padres	6th	135
2015	Michael Matuella	RHP	Texas Rangers	3rd	78	1981	Tom Brassil #	SS	Detroit Tigers	15th	380
2015	Sarkis Ohanian	RHP	Cincinnati Reds	9th	265	1980	Kevin Rigby	2B	Atlanta Braves	14th	341
2015	Kenny Koplove	RHP	Philadelphia Phillies	17th	504	1979	Larry Doby	OF	Chicago White Sox	34th	811
2015	Andrew Istler	RHP	Los Angeles Dodgers	23rd	702	1976	Steve Kesses !	OF	New York Mets	1st	16
2015	James Marvel	RHP	Pittsburgh Pirates	36th	1,087	1972	Brian Bochow	SS	Pittsburgh Pirates	32nd	699
2014	Drew Van Orden	RHP	Washington Nationals	5th	154	1971	Alan Schwartz	P	Cincinnati Reds	3rd	5
2014	Jordan Betts	3B	Boston Red Sox	18th	554						
2014	Robert Huber	RHP	Oakland Athletics	26th	792						
2012	Marcus Stroman	RHP	Toronto Blue Jays	1st	22						
2011	Dennis O'Grady	RHP	San Diego Padres	34th	1,043						
2010	Jake Lemmerman	SS	Los Angeles Dodgers	5th	172						
2010	Chris Manno	LHP	Washington Nationals	26th	776						
2010	Jeremy Gould	LHP	New York Mets	28th	842						
2010	Michael Ness	RHP	Houston Astros	33rd	993						
2009	Nate Freiman	1B	San Diego Padres	8th	234						
2009	Andrew Wolcott	RHP	Arizona Diamondbacks	17th	516						
2009	Matt Williams	C	Chicago Cubs	18th	560						
2009	Alex Hassan	RHP/OF	Boston Red Sox	20th	618						
2009	Chris Manno #	LHP	Washington Nationals	38th	1,132						
2009	Tim Sherlock	OF	Arizona Diamondbacks	40th	1,206						
2009	Michael Ness #	RHP	San Francisco Giants	47th	1,407						
2008	Nate Freiman #	1B	Texas Rangers	28th	843						
2007	Jimmy Gallagher	OF	Chicago White Sox	7th	239						
2007	Brett Bartles	INF	Cincinnati Reds	30th	919						
2007	Tony Bajoczyk	RHP	Boston Red Sox	34th	1,041						
2004	Tim Layden	LHP/INF	Chicago Cubs	6th	186						
2004	Zach Schreiber	RHP	Atlanta Braves	16th	491						
2003	Brian Patrick	OF	Toronto Blue Jays	25th	740						
2002	Larry Broadway	1B	Montreal Expos	3rd	77						
2002	Kevin Kelly	INF	San Francisco Giants	5th	157						
2001	J.D. Alleva	INF	Kansas City Royals	24th	715						
1999	Vaughn Schill	SS	Seattle Mariners	4th	125						
1999	Chris Capuano	LHP	Arizona Diamondbacks	8th	238						
1999	Stephen Cowie	RHP	Seattle Mariners	9th	287						
1998	Jeff Becker	INF	Milwaukee Brewers	20th	596						
1998	Gregg Maluchinuk	C	Atlanta Braves	20th	611						
1997	Richard Dishman	RHP	Atlanta Braves	23rd	712						
1996	Scott Schoeneweis	LHP	California Angels	3rd	85						
1996	David Darwin	LHP	Detroit Tigers	26th	761						
1996	Richard Dishman #	RHP	San Francisco Giants	46th	1,345						
1996	Mike King	OF	Tampa Bay Devil Rays	62nd	1,613						
1995	Ray Farmer	OF	Seattle Mariners	61st	1,522						
1994	Ryan Jackson	LHP/OF	Florida Marlins	7th	180						

DRAFT PICKS BY POSITION

POSITION	#
RHP	24
LHP	14
C	5
1B	6
2B	3
3B	4
SS	7
OF	12

DRAFT PICKS BY ROUND

ROUND	#
1-5	13
6-10	11
11-15	5
16-20	11
21-25	10
26-30	7
31-35	6
36-40	5

DRAFT PICKS BY ORGANIZATION

AMERICAN LEAGUE		NATIONAL LEAGUE	
ORGANIZATION	#	ORGANIZATION	#
Baltimore Orioles	0	Arizona Diamondbacks	3
Boston Red Sox	3	Atlanta Braves	6
Chicago White Sox	3	Chicago Cubs	5
Cleveland Indians	1	Cincinnati Reds	5
Detroit Tigers	4	Colorado Rockies	2
Houston Astros	1	Los Angeles Dodgers	2
Kansas City Royals	3	Miami Marlins	1
Los Angeles Angels	2	Milwaukee Brewers	1
Minnesota Twins	1	New York Mets	2
New York Yankees	2	Philadelphia Phillies	2
Oakland Athletics	1	Pittsburgh Pirates	3
Seattle Mariners	4	San Diego Padres	3
Tampa Bay Rays	3	San Francisco Giants	3
Texas Rangers	2	St. Louis Cardinals	0
Toronto Blue Jays	3	Washington Nationals	3



2019 Duke Baseball Overall Statistics for Duke (as of Apr 15, 2019) (All games Sorted by Batting avg)



Record: 20-16 Home: 14-10 Away: 4-5 Neutral: 2-1 Conference: 8-10

Player	avg	gp-gs	ab	r	h	2b	3b	hr	rbi	tb	slg%	bb	hp	so	gdp	ob%	sf	sh	sb-att	po	a	e	fld%	
15 Kennie Taylor	.329	36-36	158	28	52	16	2	4	31	84	.532	10	8	31	3	.395	1	0	7-8	90	0	0	1.000	
26 Rudy Maxwell	.288	30-30	111	20	32	9	3	2	14	53	.477	8	6	25	4	.368	0	1	2-2	69	6	1	.987	
43 Chase Cheek	.286	35-35	133	27	38	10	2	1	16	55	.414	17	3	25	2	.379	0	2	14-17	75	1	1	.987	
1 Ethan Murray	.281	36-36	121	28	34	3	2	3	26	50	.413	22	3	33	0	.399	2	2	5-6	54	71	4	.969	
42 Erikson Nichols	.274	36-36	146	16	40	8	0	0	24	48	.329	10	3	39	2	.327	3	1	1-2	35	55	3	.968	
23 Kyle Gallagher	.269	36-30	119	20	32	6	0	4	19	50	.420	11	0	36	2	.323	3	0	1-1	36	2	0	1.000	
3 Chris Crabtree	.259	35-35	135	26	35	9	1	3	19	55	.407	23	4	47	1	.376	3	0	5-6	225	17	10	.960	
38 Michael Rothenberg	.234	36-34	128	25	30	4	0	5	25	49	.383	18	5	28	1	.346	2	3	2-2	280	21	7	.977	

20 Matt Mervis	.337	28-22	83	15	28	2	1	4	19	44	.530	13	5	19	0	.451	1	1	1-1	23	19	5	.894	
36 Joey Loperfido	.313	13-13	48	8	15	2	1	1	8	22	.458	8	2	9	0	.431	0	0	5-7	25	18	2	.956	
10 Matt Stinebiser	.231	14-1	13	0	3	0	0	0	2	3	.231	0	0	5	0	.231	0	1	0-0	15	2	0	1.000	
4 Wil Hoyle	.154	14-2	13	3	2	0	0	0	0	2	.154	2	1	8	0	.313	0	1	0-0	6	7	1	.929	
40 RJ Schreck	.130	16-7	23	0	3	2	0	0	3	5	.217	6	1	8	0	.333	0	1	0-1	15	0	1	.938	
50 Tyler Wardwell	.100	13-7	20	7	2	1	0	0	0	3	.150	10	1	8	0	.419	0	0	1-2	11	15	5	.839	
34 Steve Mann	.000	9-0	8	1	0	0	0	0	0	0	.000	1	0	6	0	.111	0	0	0-0	1	0	0	1.000	
9 Damon Lux	.000	8-0	5	0	0	0	0	0	0	0	.000	1	0	2	0	.167	0	0	0-0	2	0	0	1.000	
18 Aaron Therien	.000	1-0	1	0	0	0	0	0	0	0	.000	0	0	0	1	.000	0	0	0-0	0	0	0	.000	
8 Thomas Girard	.000	1-0	0	0	0	0	0	0	0	0	.000	0	0	0	0	.000	0	1	0-0	0	2	0	1.000	
Totals	.274	36	1265	224	346	72	12	27	206	523	.413	160	42	329	16	.370	15	14	44-55	975	268	49	.962	
Opponents	.232	36	1225	175	284	54	4	20	143	406	.331	162	41	377	10	.338	13	17	42-54	954	319	44	.967	

LOB - Team (318), Opp (308). DPs turned - Team (15), Opp (21). IBB - Team (2), Cheek, C. 1, Crabtree, C. 1, Opp (2). Picked off - Murray, E. 3, Loperfido, J. 2, Crabtree, C. 2, Gallagher, K. 1.

(All games Sorted by Earned run avg)

Player	era	w-l	app	gs	cg	sho	sv	ip	h	r	er	bb	so	2b	3b	hr	b/avg	wp	hp	bk	sfa	sha
2 Cooper Stinson	4.23	1-2	12	9	0	0/0	1	38.1	39	24	18	28	54	4	1	2	.264	8	3	0	0	1
27 Bill Chillari	4.29	2-2	12	9	0	0/1	0	42.0	38	27	20	14	31	9	0	6	.241	2	6	0	3	4
28 Bryce Jarvis	5.05	2-0	10	7	0	0/0	1	41.0	42	28	23	22	48	13	0	6	.261	8	2	0	3	0

16 Aaron Beasley	0.00	0-0	5	0	0	0/0	0	5.1	5	1	0	4	6	1	0	0	.238	1	2	0	0	0
19 Al Pesto	0.00	0-0	2	0	0	0/0	0	3.0	3	0	0	0	2	0	0	0	.250	1	2	0	0	0
8 Thomas Girard	1.32	1-4	16	0	0	0/3	5	27.1	16	4	4	9	36	2	0	2	.174	1	4	0	0	2
41 Hunter Davis	1.60	0-2	17	0	0	0/1	2	33.2	19	10	6	22	37	2	0	1	.165	2	3	0	3	4
35 Ben Gross	2.14	5-2	12	5	0	0/2	0	33.2	15	8	8	15	46	4	1	0	.133	1	5	0	1	0
30 Kyle Salley	2.89	1-0	8	0	0	0/0	0	9.1	9	9	3	5	10	3	0	0	.231	0	0	0	0	1
20 Matt Mervis	3.60	1-0	4	0	0	0/0	0	5.0	10	5	2	2	4	2	0	0	.435	2	0	0	2	0
17 Matt Dockman	4.26	2-1	10	0	0	0/2	0	19.0	21	11	9	5	20	3	0	2	.280	1	1	1	0	0
25 Eli Herrick	4.38	2-1	16	0	0	0/0	1	24.2	20	15	12	10	33	4	1	1	.220	3	5	0	1	4
31 Graeme Stinson	4.58	2-2	5	5	0	0/2	0	19.2	12	10	10	9	26	4	0	0	.167	4	4	0	0	0
32 Jack Carey	5.71	1-0	10	0	0	0/1	1	17.1	22	13	11	9	17	1	0	0	.293	6	3	0	0	1
33 Adam Laskey	12.60	0-0	4	1	0	0/0	0	5.0	10	8	7	7	6	2	0	0	.400	3	1	0	0	0
37 Josh Nifong	27.00	0-0	1	0	0	0/0	0	0.2	3	2	2	1	1	0	1	0	.600	0	0	0	0	0
Totals	3.74	20-16	36	36	0	4/4	11	325.0	284	175	135	162	377	54	4	20	.232	43	41	1	13	17
Opponents	5.55	16-20	36	36	0	1/1	7	318.0	346	224	196	160	329	72	12	27	.274	39	42	3	15	14

PB - Team (10), Rothenberg 6, Maxwell, R. 4, Opp (12). Pickoffs - Team (9), Dockman, M. 4, Stinson, G. 2, Chillari, B. 1, Davis, H. 1, Jarvis, B. 1, Opp (8). SBA/ATT - Rothenberg (33-42), Stinson, C. (11-13), Maxwell, R. (9-12), Jarvis, B. (8-11), Girard, T. (4-8), Gross, B. (6-6), Davis, H. (1-3), Stinson, G. (3-3), Laskey, A. (2-2), Herrick, E. (2-2), Chillari, B. (1-2), Pesto, A. (1-1), Salley, K. (1-1), Carey, J. (1-1), Dockman, M. (1-1).



2019 Duke Baseball
Individual Season/Career Summary for Duke (as of Apr 15, 2019)
(All games Sorted by Batting avg)



Record: 20-16 Home: 14-10 Away: 4-5 Neutral: 2-1 Conference: 8-10

Player	SEASON														CAREER													
	Avg	G-GS	AB	R	H	2B	3B	HR	RBI	BB	Hbp	SO	Sb-Att	Avg	G-GS	AB	R	H	2B	3B	HR	RBI	BB	Hbp	SO	Sb-Att		
15 Kennie Taylor	.329	36-36	158	28	52	16	2	4	31	10	8	31	7-8	.302	159-139	526	98	159	42	8	13	90	31	28	113	19-23		
26 Rudy Maxwell	.288	30-30	111	20	32	9	3	2	14	8	6	25	2-2	.288	30-30	111	20	32	9	3	2	14	8	6	25	2-2		
43 Chase Cheek	.286	35-35	133	27	38	10	2	1	16	17	3	25	14-17	.253	96-43	194	40	49	13	2	1	20	22	3	50	18-22		
1 Ethan Murray	.281	36-36	121	28	34	3	2	3	26	22	3	33	5-6	.281	36-36	121	28	34	3	2	3	26	22	3	33	5-6		
42 Erikson Nichols	.274	36-36	146	16	40	8	0	0	24	10	3	39	1-2	.256	111-57	250	31	64	13	0	0	33	13	5	72	3-4		
23 Kyle Gallagher	.269	36-30	119	20	32	6	0	4	19	11	0	36	1-1	.269	36-30	119	20	32	6	0	4	19	11	0	36	1-1		
3 Chris Crabtree	.259	35-35	135	26	35	9	1	3	19	23	4	47	5-6	.300	55-41	170	35	51	14	1	5	30	29	5	52	5-7		
38 Michael Rothenberg	.234	36-34	128	25	30	4	0	5	25	18	5	28	2-2	.242	70-61	219	43	53	8	1	7	42	28	14	51	4-4		

20 Matt Mervis	.337	28-22	83	15	28	2	1	4	19	13	5	19	1-1	.333	36-24	93	18	31	4	1	4	20	15	5	23	2-2		
36 Joey Loperfido	.313	13-13	48	8	15	2	1	1	8	8	2	9	5-7	.315	76-76	267	53	84	13	4	7	51	36	12	64	21-29		
10 Matt Stinebiser	.231	14-1	13	0	3	0	0	0	2	0	0	5	0-0	.231	14-1	13	0	3	0	0	0	2	0	0	5	0-0		
4 Wil Hoyle	.154	14-2	13	3	2	0	0	0	0	2	1	8	0-0	.154	14-2	13	3	2	0	0	0	0	2	1	8	0-0		
40 RJ Schreck	.130	16-7	23	0	3	2	0	0	3	6	1	8	0-1	.130	16-7	23	0	3	2	0	0	3	6	1	8	0-1		
50 Tyler Wardwell	.100	13-7	20	7	2	1	0	0	0	10	1	8	1-2	.158	24-10	38	9	6	2	0	0	3	13	2	15	1-2		
34 Steve Mann	.000	9-0	8	1	0	0	0	0	0	1	0	6	0-0	.133	27-2	30	7	4	0	0	0	1	6	3	17	0-0		
9 Damon Lux	.000	8-0	5	0	0	0	0	0	0	1	0	2	0-0	.000	8-0	5	0	0	0	0	0	0	1	0	2	0-0		
18 Aaron Therien	.000	1-0	1	0	0	0	0	0	0	0	0	0	0-0	.333	4-0	3	1	1	0	0	1	2	1	0	0	0-0		
8 Thomas Girard	.000	1-0	0	0	0	0	0	0	0	0	0	0	0-0	.000	2-0	0	0	0	0	0	0	0	1	0	0	0-0		
Totals	.274	36-36	1265	224	346	72	12	27	206	160	42	329	44-55															
Opponents	.232	36-36	1225	175	284	54	4	20	143	162	41	377	42-54															

(All games Sorted by Earned run avg)

Player	SEASON														CAREER													
	ERA	W-L	App	GS	CG	Sho	Sv	IP	H	R	ER	BB	SO	ERA	W-L	App	GS	CG	Sho	Sv	IP	H	R	ER	BB	SO		
2 Cooper Stinson	4.23	1-2	12	9	0	0	1	38.1	39	24	18	28	54	4.23	1-2	12	9	0	0	1	38.1	39	24	18	28	54		
27 Bill Chillari	4.29	2-2	12	9	0	0	0	42.0	38	27	20	14	31	4.71	8-4	43	16	0	0	0	91.2	82	57	48	33	79		
28 Bryce Jarvis	5.05	2-0	10	7	0	0	1	41.0	42	28	23	22	48	3.65	7-1	35	12	0	0	2	88.2	65	42	36	44	115		

16 Aaron Beasley	0.00	0-0	5	0	0	0	0	5.1	5	1	0	4	6	0.00	0-0	5	0	0	0	0	5.1	5	1	0	4	6		
19 Al Pesto	0.00	0-0	2	0	0	0	0	3.0	3	0	0	0	2	1.59	2-0	17	0	0	0	0	22.2	15	6	4	6	23		
8 Thomas Girard	1.32	1-4	16	0	0	0	5	27.1	16	4	4	9	36	2.35	1-4	24	0	0	0	5	38.1	28	10	10	12	46		
41 Hunter Davis	1.60	0-2	17	0	0	0	2	33.2	19	10	6	22	37	3.01	2-3	49	2	0	0	2	83.2	67	38	28	58	78		
35 Ben Gross	2.14	5-2	12	5	0	0	0	33.2	15	8	8	15	46	2.14	5-2	12	5	0	0	0	33.2	15	8	8	15	46		
30 Kyle Salley	2.89	1-0	8	0	0	0	0	9.1	9	9	3	5	10	2.89	1-0	8	0	0	0	0	9.1	9	9	3	5	10		
20 Matt Mervis	3.60	1-0	4	0	0	0	0	5.0	10	5	2	2	4	6.04	6-2	45	1	0	0	0	53.2	56	44	36	30	46		
17 Matt Dockman	4.26	2-1	10	0	0	0	0	19.0	21	11	9	5	20	3.05	2-2	34	1	0	0	0	44.1	47	18	15	14	41		
25 Eli Herrick	4.38	2-1	16	0	0	0	1	24.2	20	15	12	10	33	4.38	2-1	16	0	0	0	1	24.2	20	15	12	10	33		
31 Graeme Stinson	4.58	2-2	5	5	0	0	0	19.2	12	10	10	9	26	3.60	10-4	40	18	0	0	0	110.0	79	48	44	40	169		
32 Jack Carey	5.71	1-0	10	0	0	0	1	17.1	22	13	11	9	17	5.71	1-0	10	0	0	0	1	17.1	22	13	11	9	17		
33 Adam Laskey	12.60	0-0	4	1	0	0	0	5.0	10	8	7	7	6	6.29	10-9	36	30	0	0	0	136.0	171	103	95	69	115		
37 Josh Nifong	27.00	0-0	1	0	0	0	0	0.2	3	2	2	1	1	15.43	0-0	6	0	0	0	0	4.2	9	10	8	11	5		
Totals	3.74	20-16	36	36	0	4	11	325.0	284	175	135	162	377															
Opponents	5.55	16-20	36	36	0	1	7	318.0	346	224	196	160	329															



**2019 Duke Baseball
Game Results for Duke (as of Apr 15, 2019)
(All games)**



Date	Opponent	Score	Inns	Overall	Conference	Pitcher of record	Attend	Time
2/15/19	LEHIGH	w 7-0	9	1-0-0	0-0-0	Stinson, G. (W 1-0)	535	2:55
2/16/19	LEHIGH	w 8-1	9	2-0-0	0-0-0	Jarvis, B (W 1-0)	326	3:06
2/17/19	LEHIGH	w 4-3	9	3-0-0	0-0-0	Dockman, M. (W 1-0)	226	3:02
2/19/19	DAVIDSON	w 7-3	9	4-0-0	0-0-0	Chillari, B. (W 1-0)	141	3:08
2/23/19	NORTHWESTERN-1	w 5-4	(10)	5-0-0	0-0-0	Gross, B. (W 1-0)	358	3:58
2/23/19	NORTHWESTERN-2	w 23-8	9	6-0-0	0-0-0	Carey, J. (W 1-0)	358	3:54
2/24/19	NORTHWESTERN	L 3-5	9	6-1-0	0-0-0	Herrick, E. (L 0-1)	617	3:20
2/26/19	RICHMOND	w 5-2	9	7-1-0	0-0-0	Chillari, B. (W 2-0)	203	2:53
3/1/19	vs Penn State	w 14-0	9	8-1-0	0-0-0	Stinson, G. (W 2-0)	287	3:25
3/2/19	vs Penn State	L 7-8	9	8-2-0	0-0-0	Davis, H. (L 0-1)	289	2:49
3/3/19	vs Penn State	w 9-2	9	9-2-0	0-0-0	Gross, B. (W 2-0)	269	3:57
3/5/19	PENN	L 6-7	(11)	9-3-0	0-0-0	Girard, T. (L 0-1)	132	4:08
3/6/19	PENN	L 1-3	9	9-4-0	0-0-0	Dockman, M. (L 1-1)	143	3:00
*3/9/19	at Virginia	L 3-11	9	9-5-0	0-1-0	Stinson, G. (L 2-1)	2857	3:50
*3/10/19	at Virginia-1	w 2-1	9	10-5-0	1-1-0	Jarvis, B (W 2-0)	3047	3:04
*3/10/19	at Virginia-2	w 8-6	9	11-5-0	2-1-0	Mervis, M. (W 1-0)	3286	4:09
3/12/19	#14 EAST CAROLINA	w 7-2	9	12-5-0	2-1-0	Salley, K. (W 1-0)	1013	3:02
*3/15/19	#13 LOUISVILLE	L 3-8	9	12-6-0	2-2-0	Stinson, G. (L 2-2)	403	3:20
*3/16/19	#13 LOUISVILLE	L 1-2	9	12-7-0	2-3-0	Davis, H. (L 0-2)	712	2:45
*3/17/19	#13 LOUISVILLE	L 6-8	9	12-8-0	2-4-0	Gross, B. (L 2-1)	683	3:31
3/20/19	CAMPBELL	L 6-12	9	12-9-0	2-4-0	Stinson, C. (L 0-1)	236	3:46
*3/22/19	WAKE FOREST	w 16-2	9	13-9-0	3-4-0	Gross, B. (W 3-1)	511	3:29
*3/23/19	WAKE FOREST	L 8-9	9	13-10-0	3-5-0	Girard, T. (L 0-2)	853	3:38
*3/24/19	WAKE FOREST	L 4-5	(12)	13-11-0	3-6-0	Girard, T. (L 0-3)	704	4:55
3/26/19	at Davidson	w 7-2	9	14-11-0	3-6-0	Stinson, C. (W 1-1)	303	2:56
*3/29/19	at #9 North Carolina	L 0-1	9	14-12-0	3-7-0	Gross, B. (L 3-2)	2940	2:27
*3/30/19	at #9 North Carolina	L 7-8	9	14-13-0	3-8-0	Girard, T. (L 0-4)	4142	3:33
*3/31/19	at #9 North Carolina	L 6-16	9	14-14-0	3-9-0	Chillari, B. (L 2-1)	2723	3:58
4/3/19	at #11 East Carolina	L 1-6	9	14-15-0	3-9-0	Stinson, C. (L 1-2)	4744	3:07
*4/6/19	PITTSBURGH-1	w 2-0	9	15-15-0	4-9-0	Gross, B. (W 4-2)	-	2:52
*4/6/19	PITTSBURGH-2	w 6-5	9	16-15-0	5-9-0	Dockman, M. (W 2-1)	641	3:27
*4/7/19	PITTSBURGH	w 10-9	(10)	17-15-0	6-9-0	Herrick, E. (W 1-1)	355	3:56
4/9/19	at N.C. Central	w 7-5	9	18-15-0	6-9-0	Herrick, E. (W 2-1)	184	3:51
*4/12/19	VIRGINIA TECH	w 4-0	9	19-15-0	7-9-0	Gross, B. (W 5-2)	0	2:55
*4/13/19	VIRGINIA TECH	L 2-6	9	19-16-0	7-10-0	Chillari, B. (L 2-2)	513	3:14
*4/14/19	VIRGINIA TECH	w 9-5	9	20-16-0	8-10-0	Girard, T. (W 1-4)	621	3:34

() extra inning game



**2019 Duke Baseball
Games Summary for Duke (as of Apr 15, 2019)
(All games)**



Score by innings	1	2	3	4	5	6	7	8	9	EX	Total
Duke	25	16	41	32	26	11	44	21	6	2	224
Opponents	20	6	23	20	31	26	25	16	6	2	175

Record when ...

Overall	20-16	After 6 leading	15-3
Conference	8-10 trailing	3-7
Non-Conference	12-6 tied	2-6
Home games	14-10	After 7 leading	17-0
Away games	4-5 trailing	2-9
Neutral site	2-1 tied	1-7
Day games	17-11	After 8 leading	18-0
Night games	3-5 trailing	0-13
vs Left starter	4-6 tied	2-3
vs Right starter	16-10		
1-Run games	5-7	Hit 0 home runs	7-11
2-Run games	3-3	... 1 home run	8-4
5+Run games	8-5	... 2+ home runs	5-1
Extra innings	2-2		
Shutouts	4-1	Opponent 0 home runs	17-7
	 1 home run	2-4
Scoring 0-2 runs	2-5 2+ HRs	1-5
..... 3-5 runs	4-4		
..... 6-9 runs	10-7	Made 0 errors	4-3
..... 10+ runs	4-0 1 error	11-5
	 2+ errors	5-8
Opponent 0-2 runs	11-2		
..... 3-5 runs	6-3	Opp. made 0 errors	3-3
..... 6-9 runs	3-8 1 error	9-11
..... 10+ runs	0-3 2+ errors	8-2
Scored in 1st inning	9-4	Out-hit opponent	18-4
Opp. scored in 1st	3-8	Out-hit by opponent	2-10
Scores first	15-3	Hits are tied	0-2
Opp. scores first	5-13		

Record when team scores:

Runs	0	1	2	3	4	5	6	7	8	9	10+
W-L	0-1	0-3	2-1	0-3	2-1	2-0	1-4	5-2	2-1	2-0	4-0

Record when opponent scores:

Runs	0	1	2	3	4	5	6	7	8	9	10+
W-L	4-0	2-1	5-1	2-1	1-0	3-2	1-2	0-1	1-4	1-1	0-3

Record when leading after:

Inn.	1	2	3	4	5	6	7	8
W-L	8-3	12-3	16-4	17-4	16-4	15-3	17-0	18-0

Record when trailing after:

Inn.	1	2	3	4	5	6	7	8
W-L	3-6	2-8	3-9	2-8	3-9	3-7	2-9	0-13

Record when tied after:

Inn.	1	2	3	4	5	6	7	8
W-L	9-7	6-5	1-3	1-4	1-3	2-6	1-7	2-3

Current winning streak: 1
 Longest winning streak: 6
 Longest losing streak: 4

Home attendance : 10284 (23 dates avg = 447)
 Away attendance : 25071 (12 dates avg = 2089)



**2019 Duke Baseball
Miscellaneous Stats for Duke (as of Apr 15, 2019)
(All games)**



Multiple Hit Games	2	3	4	5+	Total
15 Kennie Taylor	11	6	-	-	17
43 Chase Cheek	8	2	-	-	10
3 Chris Crabtree	7	3	-	-	10
23 Kyle Gallagher	9	1	-	-	10
1 Ethan Murray	8	1	-	-	9
42 Erikson Nichols	7	2	-	-	9
20 Matt Mervis	4	2	1	-	7
38 Michael Rothenberg	6	1	-	-	7
26 Rudy Maxwell	4	3	-	-	7
36 Joey Loperfido	4	-	1	-	5
TEAM	68	21	2	0	91

Multiple RBI Games	2	3	4	5+	Total
42 Erikson Nichols	8	-	-	-	8
15 Kennie Taylor	4	1	1	1	7
1 Ethan Murray	3	1	2	-	6
38 Michael Rothenberg	3	1	2	-	6
43 Chase Cheek	3	1	-	-	4
23 Kyle Gallagher	2	2	-	-	4
20 Matt Mervis	2	1	1	-	4
3 Chris Crabtree	1	2	-	-	3
36 Joey Loperfido	2	-	-	-	2
26 Rudy Maxwell	1	-	1	-	2
40 RJ Schreck	1	-	-	-	1
10 Matt Stinebiser	1	-	-	-	1
TEAM	31	9	7	1	48

Hitting Streaks	Longest	Current
26 Rudy Maxwell	15	-
42 Erikson Nichols	15	5
15 Kennie Taylor	8	1
1 Ethan Murray	7	7
43 Chase Cheek	6	5
3 Chris Crabtree	5	-
38 Michael Rothenberg	5	1
20 Matt Mervis	4	3
23 Kyle Gallagher	4	1
36 Joey Loperfido	3	2
10 Matt Stinebiser	1	-
50 Tyler Wardwell	1	-
40 RJ Schreck	1	-
4 Wil Hoyle	1	-

Reached Base Streaks	Longest	Current
42 Erikson Nichols	24	5
43 Chase Cheek	20	20
15 Kennie Taylor	18	1
26 Rudy Maxwell	18	-
38 Michael Rothenberg	15	1
20 Matt Mervis	13	5
3 Chris Crabtree	11	-
1 Ethan Murray	10	7
23 Kyle Gallagher	10	1
36 Joey Loperfido	6	2
50 Tyler Wardwell	5	-
40 RJ Schreck	4	-
10 Matt Stinebiser	1	-
9 Damon Lux	1	-
34 Steve Mann	1	-
4 Wil Hoyle	1	-



Individual Career History vs Texas Tech



Chase Cheek

Year	avg	gp-gs	ab	r	h	2b	3b	hr	rbi	tb	slg%	bb	hbp	so	gdp	ob%	sf	sh	sb-att	po	a	e	fld%
2018	.200	3-1	5	1	1	1	0	0	0	2	.400	0	0	2	0	.200	0	0	0-0	5	0	0	1.000
TOTAL	.200	3-1	5	1	1	1	0	0	0	2	.400	0	0	2	0	.200	0	0	0-0	5	0	0	1.000

Bill Chillari

Year	avg	gp-gs	ab	r	h	2b	3b	hr	rbi	tb	slg%	bb	hbp	so	gdp	ob%	sf	sh	sb-att	po	a	e	fld%
------	-----	-------	----	---	---	----	----	----	-----	----	------	----	-----	----	-----	-----	----	----	--------	----	---	---	------

Chris Crabtree

Year	avg	gp-gs	ab	r	h	2b	3b	hr	rbi	tb	slg%	bb	hbp	so	gdp	ob%	sf	sh	sb-att	po	a	e	fld%
2018	.286	3-3	7	2	2	2	0	0	1	4	.571	2	1	1	1	.500	0	0	0-0	0	0	0	.000
TOTAL	.286	3-3	7	2	2	2	0	0	1	4	.571	2	1	1	1	.500	0	0	0-0	0	0	0	.000

Hunter Davis

Year	avg	gp-gs	ab	r	h	2b	3b	hr	rbi	tb	slg%	bb	hbp	so	gdp	ob%	sf	sh	sb-att	po	a	e	fld%
------	-----	-------	----	---	---	----	----	----	-----	----	------	----	-----	----	-----	-----	----	----	--------	----	---	---	------

Year	era	w-l	app	gs	cg	sho	sv	ip	h	r	er	bb	so	2b	3b	hr	bf	bavg	wp	hbp	bk	sfa	sha
2018	13.50	0-0	1	0	0	0/0	0	1.1	4	2	2	1	0	1	1	0	9	.500	1	0	0	0	0
TOTAL	13.50	0-0	1	0	0	0/0	0	1.1	4	2	2	1	0	1	1	0	9	.500	1	0	0	0	0

Matt Dockman

Year	avg	gp-gs	ab	r	h	2b	3b	hr	rbi	tb	slg%	bb	hbp	so	gdp	ob%	sf	sh	sb-att	po	a	e	fld%
------	-----	-------	----	---	---	----	----	----	-----	----	------	----	-----	----	-----	-----	----	----	--------	----	---	---	------

Year	era	w-l	app	gs	cg	sho	sv	ip	h	r	er	bb	so	2b	3b	hr	bf	bavg	wp	hbp	bk	sfa	sha
2018	10.80	0-1	2	0	0	0/0	0	1.2	2	2	2	0	1	1	0	1	7	.286	0	0	0	0	0
TOTAL	10.80	0-1	2	0	0	0/0	0	1.2	2	2	2	0	1	1	0	1	7	.286	0	0	0	0	0

Chris Dutra

Year	avg	gp-gs	ab	r	h	2b	3b	hr	rbi	tb	slg%	bb	hbp	so	gdp	ob%	sf	sh	sb-att	po	a	e	fld%
------	-----	-------	----	---	---	----	----	----	-----	----	------	----	-----	----	-----	-----	----	----	--------	----	---	---	------

Thomas Girard

Year	avg	gp-gs	ab	r	h	2b	3b	hr	rbi	tb	slg%	bb	hbp	so	gdp	ob%	sf	sh	sb-att	po	a	e	fld%
------	-----	-------	----	---	---	----	----	----	-----	----	------	----	-----	----	-----	-----	----	----	--------	----	---	---	------

Wil Hoyle

Year	avg	gp-gs	ab	r	h	2b	3b	hr	rbi	tb	slg%	bb	hbp	so	gdp	ob%	sf	sh	sb-att	po	a	e	fld%
------	-----	-------	----	---	---	----	----	----	-----	----	------	----	-----	----	-----	-----	----	----	--------	----	---	---	------



Individual Career History vs Texas Tech

Bryce Jarvis

Year	avg	gp-gs	ab	r	h	2b	3b	hr	rbi	tb	slg%	bb	hbp	so	gdp	ob%	sf	sh	sb-att	po	a	e	fld%
2018	.000	0-0	0	0	0	0	0	0	0	0	.000	0	0	0	0	.000	0	0	0-0	0	1	0	1.000
TOTAL	.000	0-0	0	0	0	0	0	0	0	0	.000	0	0	0	0	.000	0	0	0-0	0	1	0	1.000

Year	era	w-l	app	gs	cg	sho	sv	ip	h	r	er	bb	so	2b	3b	hr	bf	bavg	wp	hbp	bk	sfa	sha
2018	3.00	0-0	1	1	0	0/0	0	3.0	2	1	1	2	3	1	0	1	13	.182	0	0	0	0	0
TOTAL	3.00	0-0	1	1	0	0/0	0	3.0	2	1	1	2	3	1	0	1	13	.182	0	0	0	0	0

Adam Laskey

Year	avg	gp-gs	ab	r	h	2b	3b	hr	rbi	tb	slg%	bb	hbp	so	gdp	ob%	sf	sh	sb-att	po	a	e	fld%
------	-----	-------	----	---	---	----	----	----	-----	----	------	----	-----	----	-----	-----	----	----	--------	----	---	---	------

Joey Loperfido

Year	avg	gp-gs	ab	r	h	2b	3b	hr	rbi	tb	slg%	bb	hbp	so	gdp	ob%	sf	sh	sb-att	po	a	e	fld%
2018	.455	3-3	11	3	5	1	1	0	3	8	.727	3	0	2	0	.571	0	0	0-1	19	3	0	1.000
TOTAL	.455	3-3	11	3	5	1	1	0	3	8	.727	3	0	2	0	.571	0	0	0-1	19	3	0	1.000

Steve Mann

Year	avg	gp-gs	ab	r	h	2b	3b	hr	rbi	tb	slg%	bb	hbp	so	gdp	ob%	sf	sh	sb-att	po	a	e	fld%
2018	.000	1-0	1	0	0	0	0	0	0	0	.000	0	0	0	0	.000	0	0	0-0	0	0	0	.000
TOTAL	.000	1-0	1	0	0	0	0	0	0	0	.000	0	0	0	0	.000	0	0	0-0	0	0	0	.000

Matt Mervis

Year	avg	gp-gs	ab	r	h	2b	3b	hr	rbi	tb	slg%	bb	hbp	so	gdp	ob%	sf	sh	sb-att	po	a	e	fld%
------	-----	-------	----	---	---	----	----	----	-----	----	------	----	-----	----	-----	-----	----	----	--------	----	---	---	------

Erikson Nichols

Year	avg	gp-gs	ab	r	h	2b	3b	hr	rbi	tb	slg%	bb	hbp	so	gdp	ob%	sf	sh	sb-att	po	a	e	fld%
2018	.000	2-0	1	0	0	0	0	0	0	0	.000	0	0	1	0	.000	0	0	0-0	1	1	0	1.000
TOTAL	.000	2-0	1	0	0	0	0	0	0	0	.000	0	0	1	0	.000	0	0	0-0	1	1	0	1.000

Josh Nifong

Year	avg	gp-gs	ab	r	h	2b	3b	hr	rbi	tb	slg%	bb	hbp	so	gdp	ob%	sf	sh	sb-att	po	a	e	fld%
------	-----	-------	----	---	---	----	----	----	-----	----	------	----	-----	----	-----	-----	----	----	--------	----	---	---	------

Michael Rothenberg

Year	avg	gp-gs	ab	r	h	2b	3b	hr	rbi	tb	slg%	bb	hbp	so	gdp	ob%	sf	sh	sb-att	po	a	e	fld%
------	-----	-------	----	---	---	----	----	----	-----	----	------	----	-----	----	-----	-----	----	----	--------	----	---	---	------



Individual Career History vs Texas Tech

Graeme Stinson

Year	avg	gp-gs	ab	r	h	2b	3b	hr	rbi	tb	slg%	bb	hbp	so	gdp	ob%	sf	sh	sb-att	po	a	e	fld%
2018	.000	0-0	0	0	0	0	0	0	0	0	.000	0	0	0	0	.000	0	0	0-0	0	2	0	1.000
TOTAL	.000	0-0	0	0	0	0	0	0	0	0	.000	0	0	0	0	.000	0	0	0-0	0	2	0	1.000

Year	era	w-l	app	gs	cg	sho	sv	ip	h	r	er	bb	so	2b	3b	hr	bf	bavg	wp	hbp	bk	sfa	sha
2018	0.00	1-0	1	1	0	0/0	0	6.0	5	0	0	2	6	1	0	0	22	.263	1	1	0	0	0
TOTAL	0.00	1-0	1	1	0	0/0	0	6.0	5	0	0	2	6	1	0	0	22	.263	1	1	0	0	0

Kennie Taylor

Year	avg	gp-gs	ab	r	h	2b	3b	hr	rbi	tb	slg%	bb	hbp	so	gdp	ob%	sf	sh	sb-att	po	a	e	fld%
2018	.375	2-2	8	1	3	0	0	0	1	3	.375	0	0	1	0	.375	0	0	0-0	4	0	0	1.000
TOTAL	.375	2-2	8	1	3	0	0	0	1	3	.375	0	0	1	0	.375	0	0	0-0	4	0	0	1.000

Aaron Therien

Year	avg	gp-gs	ab	r	h	2b	3b	hr	rbi	tb	slg%	bb	hbp	so	gdp	ob%	sf	sh	sb-att	po	a	e	fld%
------	-----	-------	----	---	---	----	----	----	-----	----	------	----	-----	----	-----	-----	----	----	--------	----	---	---	------

Tyler Wardwell

Year	avg	gp-gs	ab	r	h	2b	3b	hr	rbi	tb	slg%	bb	hbp	so	gdp	ob%	sf	sh	sb-att	po	a	e	fld%
------	-----	-------	----	---	---	----	----	----	-----	----	------	----	-----	----	-----	-----	----	----	--------	----	---	---	------

Coleman Williams

Year	avg	gp-gs	ab	r	h	2b	3b	hr	rbi	tb	slg%	bb	hbp	so	gdp	ob%	sf	sh	sb-att	po	a	e	fld%
------	-----	-------	----	---	---	----	----	----	-----	----	------	----	-----	----	-----	-----	----	----	--------	----	---	---	------