



# DUKE

@DUKEBASE



#GODUKE

## 2019 BASEBALL

GODUKE.COM

### SCHEDULE

FEBRUARY		All times Eastern	
15	Lehigh	ACCNE	W, 7-0
16	Lehigh	ACCNE	W, 8-1
17	Lehigh	ACCNE	W, 4-3
19	Davidson	ACCNE	W, 7-3
23	Northwestern (1)	ACCNE	W, 5-4 (10)
	Northwestern (2)	ACCNE	W, 23-8
24	Northwestern	ACCNE	L, 3-5
26	Richmond	ACCNE	W, 5-2

MARCH			
1	vs. Penn State		W, 14-0
2	vs. Penn State		L, 7-8
3	vs. Penn State		W, 9-2
5	Penn	ACCNE	L, 6-7 (11)
6	Penn	ACCNE	L, 1-3
9	at Virginia	ACCNE	L, 3-11
10	at Virginia (1)	ACCNE	W, 2-1
	at Virginia (2)	ACCNE	W, 8-6
12	East Carolina	ACCNE	W, 7-2
15	Louisville	ACCNE	L, 3-8
16	Louisville	ACCNE	L, 1-2
17	Louisville	ACCNE	L, 6-8
20	Campbell	ACCNE	L, 6-12
22	Wake Forest	ACCNE	W, 16-2
23	Wake Forest	ACCNE	L, 8-9
24	Wake Forest	ACCNE	L, 4-5 (12)
26	at Davidson	ESPN+	W, 7-2
29	at North Carolina	ACCNE	L, 0-1
30	at North Carolina	ACCNE	L, 7-8
31	at North Carolina	ACCNE	L, 6-16

APRIL			
2	Durham Bulls (Exh.)		L, 1-6
3	at East Carolina		L, 1-6
6	Pittsburgh	ACCNE	W, 2-0
	Pittsburgh	ACCNE	W, 6-5
7	Pittsburgh	ACCNE	W, 10-9 (10)
9	at NC Central		W, 7-5
12	Virginia Tech	ACCNE	W, 4-0
13	Virginia Tech	ACCNE	L, 2-6
13	Virginia Tech	ACCNE	W, 9-5
16	Texas Tech	ACCNE	W, 13-6
19	at Clemson	ACCNE	W, 9-8
20	at Clemson	ACCNE	W, 5-3
21	at Clemson	ACCNE	W, 9-8
23	NC Central	ACCNE	6 p.m.
26	at Boston College	ACCNE	6 p.m.
27	at Boston College	ACCNE	2 p.m.
28	at Boston College	ACCNE	1 p.m.

MAY			
5	VCU (DH)	ACCNE	12 p.m.
8	Liberty	ACCNE	6 p.m.
10	Georgia Tech	ACCNE	6 p.m.
11	Georgia Tech	ACCNE	1 p.m.
12	Georgia Tech	ACCNE	1 p.m.
14	at Liberty	ESPN+	6 p.m.
16	at Miami	ACCNE	7 p.m.
17	at Miami	ACCNE	7 p.m.
18	at Miami	ACCNE	1 p.m.

## NC CENTRAL (18-20, 9-8 MEAC) #25 DUKE (24-16, 11-10 ACC)

APRIL 23 || DURHAM, N.C. || DURHAM BULLS ATHLETIC PARK

### PITCHING MATCHUP

LHP ADAM LASKEY, JR.  
0-0, 9.00 ERA

TBA

--



ACC NETWORK EXTRA  
Available via  
WatchESPN app



THE DUKE  
SPORTS NETWORK  
Chris Edwards



GODUKE.COM  
Live Stats & Audio  
WATCHESPN  
Live Video

### LEADING OFF

After a weekend sweep over then-No. 16 Clemson, the 25th-ranked Blue Devils look to carry their momentum into this week's matchup. Duke is set for a midweek clash with NC Central, marking the second installment of a home-and-home series between the Blue Devils and Eagles. The first pitch between the two Durham schools is set for 6 p.m. at Durham Bulls Athletic Park. Duke owns a perfect 24-0 record in the all-time series over NC Central, including a 20-0 mark in home contests.

### BY THE NUMBERS

**4** Duke ranks fourth in the league in ERA with a mark of 3.91 (157 ER/361.0 IP). Sophomore **Thomas Girard** leads the way for the pitching staff with a 1.78 (6 ER/30.1 IP) ERA across his team-high tying 18 appearances this season.

**10** The Blue Devils have won 10 of their last 11 games, and own a five-game winning streak entering Tuesday's matchup. Duke is coming off a weekend sweep at then-No. 16 Clemson, and defeated then-No. 16 Texas Tech last Tuesday at Durham Bulls Athletic Park.

**11** Freshman infielder **Ethan Murray** enters Tuesday contest with an 11-game hitting streak. Murray is batting a team-high .462 (18-39) across the span with four doubles and eight RBI. Most recently, the Duke shortstop posted a career-high four hits in the series finale at Clemson to close out the weekend.

**24** Junior **Chase Cheek** currently owns a season-long and career-long 24-game reached base streak. Cheek is second on the team in hits with 44, while ranking fourth in batting average with a mark of .295 (44-149). The Blue Devil right fielder leads the team in stolen bases with 17, a total which ranks fourth in the ACC.

**24** The Blue Devils own a perfect 24-0 record against NC Central, including a 20-0 record in home matchups with the Eagles. Most recently, Duke defeated NC Central, 7-5, April 9 in the first meeting between the two schools this campaign.

**25** The Blue Devils are ranked 25th in the *Collegiate Baseball* poll, while also receiving votes in the *USA Today Coaches Poll*. Duke jumped 28 spots in the RPI after its perfect 4-0 record last week as the team now sits at No. 50 in the RPI heading into the week.

**59** Senior **Kennie Taylor** ranks fourth in the ACC in hits with 59 on the season, just four shy of the league lead. Taylor is averaging 1.48 hits per game, which places him second in the conference. The Tampa, Fla., native is tied for second in the ACC in doubles with 17.

**409** The Blue Devil pitching staff has 409 strikeouts this season, averaging 10.2 strikeouts per nine innings. The mark ranks eighth in the nation and second in the ACC. Duke's 409 punchouts also stand second the league, while the Blue Devil pitchers are positioned third in the conference in hits allowed per nine innings with a mark of 7.95 (319 H/361.0 IP)

### PROBABLE LINEUP

<b>C</b>	Michael Rothenberg	So.	40-38, .243
<b>1B</b>	Chris Crabtree	So.	38-38, .267
<b>2B</b>	Joey Loperfido	So.	17-17, .288
<b>3B</b>	Erikson Nichols	Jr.	40-40, .248
<b>SS</b>	Ethan Murray	Fr.	40-40, .312
<b>LF</b>	Kyle Gallagher	Gr.	40-34, .259
<b>CF</b>	Kennie Taylor	Sr.	40-40, .335
<b>RF</b>	Chase Cheek	Jr.	39-39, .295
<b>DH</b>	Matt Mervis	Jr.	32-26, .343



VS



.258 BA .277

205 R 260

317 H 392

61 2B 79

5 3B 13

17 HR 30

183 RBI 235

.357 SLG% .415

216 BB 176

272 SO 367

.383 OB% .372

51 SB 55

4.78 ERA 3.91

143 BB 181

311 K 409

.953 FLD% .963

## DUKE vs. NC CENTRAL

### SERIES HISTORY

Series Record.....	24-0 (2008)
Durham, N.C. (Home).....	20-0
Durham, N.C. (Away).....	4-0
Neutral.....	0-0
Not Available.....	0-0
Under Chris Pollard.....	14-0
Current Streak.....	W24

### LAST NINE MEETINGS

Y3	2015	Durham, N.C. (Coombs)	W	6-1
Y3	2015	Durham, N.C. (Coombs)	W	10-3
A13	2016	Durham, N.C. (DBAP)	W	3-0
A27	2016	Durham, N.C. (DAP)	W	4-2
F21	2017	Durham, N.C. (DAP)	W	14-6
A19	2017	Durham, N.C. (DBAP)	W	8-4
F21	2018	Durham, N.C. (DBAP)	W	8-2
F27	2018	Durham, N.C. (DAP)	W	5-3
A9	2019	Durham, N.C. (DAP)	W	7-5

LAST TIMES WE MET

### FEBRUARY 21, 2018 (Durham, N.C. || Durham Bulls Athletic Park)

Score By Innings	1	2	3	4	5	6	7	8	9	R	H	E	LOB
NC Central	0	0	1	0	0	1	0	0	0	2	3	4	7
Duke	0	0	0	0	5	0	2	1	X	8	9	1	15

Winning Pitcher: Hunter Davis || Losing Pitcher: Kameron Winburn || Save: None

### FEBRUARY 27, 2018 (Durham, N.C. || Durham Athletic Park)

Score By Innings	1	2	3	4	5	6	7	8	9	R	H	E	LOB
Duke	0	1	2	0	1	0	0	1	0	5	7	0	10
NC Central	1	0	0	0	2	0	0	0	0	3	5	1	4

Winning Pitcher: Matt Mervis || Losing Pitcher: Nick Caregnato || Save: Ethan DeCaster

### APRIL 9, 2019 (Durham, N.C. || Durham Athletic Park)

Score By Innings	1	2	3	4	5	6	7	8	9	R	H	E	LOB
Duke	0	3	1	1	0	0	0	0	2	7	11	1	8
NC Central	3	0	0	0	0	2	0	0	0	5	9	1	10

Winning Pitcher: Eli Herrick || Losing Pitcher: Ryan Decker || Save: Thomas Girard



## QUICK FACTS

### PROGRAM HISTORY

First Year of Program	1889
All-Time Program Record	2,112-1,785-34
Most Victories in a Season	45 (2018)
NCAA Tournament Appearances (Last)	7 (2018)
NCAA Tournament Record	23-17
ACC Tournament Appearances (Last)	36 (2018)
ACC Tournament Record	25-60
ACC Championships	3 (1956, 1957, 1961)
All-ACC Selections	103
All-Americans	12
MLB Draft Selections (Alumni)	75 (42)

### UNIVERSITY INFORMATION

Location	Durham, N.C.
Founded	1838 as Trinity College
Enrollment	6,485
Colors	Duke Blue (PMS 287) & White
Nickname	Blue Devils
Conference (Division)	ACC (Coastal)
President	Dr. Vincent Price
Athletic Director	Dr. Kevin M. White

### STAFF

Head Coach	Chris Pollard
Associate Head Coach	Josh Jordan
Assistant Coach    Hitting	Jason Stein
Assistant Coach    Pitching	Dusty Blake
Director of Operations	Chris Gordon
Athletic Trainer	Aldo Plata

### SPORTS INFORMATION

Baseball Contact	Josh Foster
Office	(919) 684-2668
Cell	(205) 213-5091
Email	joshua.foster@duke.edu

## SERIES HISTORY

Duke and NC Central will meet for the 25th time in program history when the two Durham schools square off in Tuesday's midweek matchup, marking the second of a home-and-home series between the two this season. The Blue Devils are a perfect 24-0 in the all-time series, including a 20-0 mark in home games against the Eagles. Duke and NC Central met earlier this season on April 9, where the Blue Devils came away with a 7-5 victory, thanks to a pair of late runs in the ninth inning. Head coach **Chris Pollard** holds a 14-0 career record over NC Central during his time at Duke.

## SCOUTING BOTH TEAMS

DUKE	TEAM LEADERS	NC CENTRAL
Matt Mervis..... .343	<b>AVERAGE</b>	Corey Joyce..... .360
Ethan Murray..... .35	<b>RUNS</b>	Corey Joyce..... .39
Kennie Taylor..... .59	<b>HITS</b>	Carter Williams..... .50
Kennie Taylor..... .17	<b>DOUBLES</b>	Carter Williams..... .11
Rudy Maxwell/Chase Cheek..... .3	<b>TRIPLES</b>	Corey Joyce..... .3
Three tied..... .5	<b>HOME RUNS</b>	Corey Joyce/Vinny Bailey..... .4
Kennie Taylor..... .35	<b>RUNS BATTED IN</b>	Trey Maslin..... .30
Chris Crabtree..... .24	<b>WALKS</b>	Nick Fajardo..... .31
Chase Cheek..... .17	<b>STOLEN BASES</b>	Carter Williams..... .12
Matt Mervis..... .438	<b>ON-BASE PERCENTAGE</b>	Corey Joyce..... .468
Kennie Taylor..... .540	<b>SLUGGING PERCENTAGE</b>	Corey Joyce..... .536
Bill Chillari..... .46.1	<b>INNINGS PITCHED</b>	Ryan Miller..... .58.0
Hunter Davis/Thomas Girard..... .18	<b>APPEARANCES</b>	Ryan Decker..... .22
Thomas Girard..... .1.78	<b>ERA</b>	Ryan Decker..... .2.92
Ben Gross..... .5	<b>WINS</b>	Ryan Miller..... .5
Thomas Girard..... .6	<b>SAVES</b>	Austin Vernon/Ryan Decker..... .4
Cooper Stinson..... .62	<b>STRIKEOUTS</b>	Ryan Miller..... .60

## TRENDING FOR DUKE

The Blue Devils look to carry their momentum into this week after notching a series win over then-No. 16 Clemson, marking the squad's third consecutive ACC series victory. Duke used a comeback effort in Friday's series opener to claim a 9-8 triumph before clinching the series with a 5-3 win over Clemson in game two of the series Saturday afternoon. The Blue Devils used a late solo home run from junior **Matt Mervis** to power to a 9-8 victory in the series finale Sunday afternoon to secure the three-game sweep. The series sweep over the Tigers marked the program's first series win at Clemson since 1993, and the first series sweep at Clemson since 1948. The Blue Devils have won their last five games, including a 13-6 win in the midweek matchup last Tuesday against then-No. 16 Texas Tech at Durham Bulls Athletic Park.

## BACK IN THE CONVO

With its hot streak as of late, Duke returned to the top 25 this week after a five-week absence. The Blue Devils are ranked 25th in the *Collegiate Baseball* poll, while also receiving votes in the *USA Today Coaches Poll*. Duke jumped 28 spots in the RPI after its perfect 4-0 record last week as the team now sits at No. 50 in the RPI heading into the week.

## ACC STANDINGS

### ATLANTIC DIVISION

School	ACC	Pct.	Overall	Pct.
Louisville	15-6	.714	31-9	.775
NC State	13-8	.619	31-10	.756
Florida State	12-9	.571	24-14	.632
Clemson	11-10	.524	25-15	.625
Wake Forest	11-10	.524	24-17	.585
Notre Dame	10-11	.476	16-22	.421
Boston College	7-14	.333	19-22	.463

### COASTAL DIVISION

School	ACC	Pct.	Overall	Pct.
North Carolina	13-8	.619	30-11	.732
Georgia Tech	13-8	.619	27-13	.675
Miami	11-10	.524	27-14	.659
<b>Duke</b>	<b>11-10</b>	<b>.524</b>	<b>24-16</b>	<b>.600</b>
Virginia	9-12	.429	23-18	.561
Virginia Tech	7-14	.333	22-18	.550
Pitt	4-17	.190	12-27	.308

## PLAYER RANKINGS

### BASEBALL AMERICA

#### 2019 TOP 50 COLLEGE PROSPECTS

4 Graeme Stinson LHP

### BASEBALL AMERICA

#### 2019 TOP 200 MLB DRAFT PROSPECTS

9 Graeme Stinson LHP

61 Adam Laskey LHP

### DIBASEBALL TOP 350 COLLEGE

#### PROSPECTS

4 Graeme Stinson LHP

32 Adam Laskey LHP

135 Bryce Jarvis RHP

### DIBASEBALL TOP ACC PROSPECTS

#### 2019 DRAFT

1 Graeme Stinson LHP

5 Adam Laskey LHP

26 Bryce Jarvis RHP

48 Kennie Taylor OF

### DIBASEBALL TOP ACC PROSPECT

#### 2020 DRAFT

4 Michael Rothenberg C

9 Joey Loperfido INF

40 Matt Mervis RHP/INF

### DIBASEBALL ACC IMPACT FRESHMEN

4 Cooper Stinson RHP

31 Jack Carey RHP

38 Ethan Murray RHP/INF

### MLB PIPELINE

#### TOP 50 MLB DRAFT PROSPECTS

9 Graeme Stinson LHP

### PERFECT GAME

#### TOP 300 PROSPECTS, 2019 DRAFT

6 Graeme Stinson LHP

94 Adam Laskey LHP

### PERFECT GAME

#### TOP 100 COLLEGE PROSPECTS

#### 2019 DRAFT

4 Graeme Stinson LHP

50 Adam Laskey LHP

### PERFECT GAME

#### 2019 TOP 100 COLLEGE JUNIORS

3 Graeme Stinson LHP

48 Adam Laskey


### PERFECT GAME

#### 2019 TOP 100 COLLEGE SOPHOMORES

32 Michael Rothenberg C

## DURHAM BULLS ATHLETIC PARK

409 BLACKWELL STREET, DURHAM, NC 27701




Opened	1995
Surface	Grass
Capacity	10,000
Dimensions	305-LF, 371-LC, 400-CF 373-RC, 327-RF

On October 2, 2015, Duke renewed its agreement with the Durham Bulls to play home games at the Durham Bulls Athletic Park (DBAP), home of the Triple-A affiliate of the Tampa Bay Rays. Beginning in 2016, the contract renewal is a seven-year agreement that allows Duke to play up to 36 exhibition and home games at the DBAP each year. The agreement also called for a limited number of Duke practices at the DBAP as well as a new permanent Duke locker room and clubhouse at the facility. Duke and the Durham Bulls began their partnership prior to the Blue Devils' 2010 season. The 2019 campaign marks the 10th consecutive season in which Duke will play home games at the DBAP. Under the new agreement, the Blue Devils will play the vast majority of their home schedule at the minor league venue.

## JACK COOMBS FIELD

101 WHITFORD DRIVE., DURHAM, NC 27708



Opened	1931
Surface	Turf
Capacity	2,000
Dimensions	325-LF, 370-LC, 400-CF, 380-RC, 335-RF

Jack Coombs Field is Blue Devils' the on-campus home field, located up the hill from Cameron Indoor Stadium. Duke's home stadium since 1931, Coombs underwent significant renovations over the past several years, including the installation of state-of-the-art synthetic AstroTurf in 2011. The Blue Devils are scheduled to play five games in 2019 at Coombs, including a three-game ACC series against Virginia Tech as well as a doubleheader versus VCU.

## STARTING FAST

The Blue Devils hold a sizeable advantage when getting off to fast starts, as the team owns a 17-3 record when it scores first opposed to a 7-13 record when the opponent scores first. Duke also holds an 11-4 record when the team scores in the first inning compared to a 6-8 record when the opponent scores in the first inning.

### RECORD BREAKDOWN

Record when	W-L
Duke scores first	17-3
Opponent scores first	7-13
Duke scores in 1st inning	11-4
Opponent scores in 1st inning	6-8

## WELCOME TO K-VILLE

The Blue Devil pitching staff has been impressive this season, recording 409 strikeouts to rank second in the ACC, while placing eighth in the nation. The Blue Devils are eighth in the country in strikeouts per nine innings with 10.2, while also ranking second in the league in that category. Ten different Duke pitchers have recorded 20+ strikeouts this season to contribute to the team's totals. Freshman **Cooper Stinson** leads the way with 62 strikeouts, while graduate student **Ben Gross** is second with 49 punchouts. Duke is on pace to record 552 strikeouts this season, which would set a school single-season record. The current record is 501, which was set in 2014.

## ON DECK FOR DUKE

Following the midweek contest with the Eagles, Duke is set for another weekend on the road with a series at Boston College. The Blue Devils and the Eagles are slated for a 6 p.m. first pitch in Friday's series opener, while Saturday's contest is scheduled for 2 p.m. The series finale between the two schools is set for 1 p.m. Sunday afternoon.

## MISCELLANEOUS RECORDS

### DUKE'S RECORD WHEN

Game 1 of Weekend Series.....	7-3
Game 2 of Weekend Series.....	5-5
Game 3 of Weekend Series.....	6-4
Midweek Games.....	6-4
Starter Receives Decision.....	10-6
Bullpen Receives Decision.....	14-10
Starter Throws ≥5 Innings.....	8-7
Starter Throws <5 Innings.....	16-9

## BLUE DEVILS IN THE POLLS

Week	BA	CB	D1	NCBWA	PG	USAT
Preseason	22	20	NR	25	31	RV
2/18/2018	22	20	NR	25	NR	RV
2/25/2018	22	21	NR	25	NR	RV
3/4/2018	22	22	NR	25	NR	RV
3/11/2018	24	NR	NR	NR	NR	RV
3/18/18	NR	NR	NR	NR	NR	RV
3/25/18	NR	NR	NR	NR	NR	RV
4/1/18	NR	NR	NR	NR	NR	NR
4/8/18	NR	NR	NR	NR	NR	NR
4/15/18	NR	NR	NR	NR	NR	NR
4/22/18	NR	25	NR	NR	NR	RV
4/29/18	--	--	--	--	--	--
5/6/18	--	--	--	--	--	--
5/13/18	--	--	--	--	--	--

# 2019 SINGLE GAME HIGHS

## DUKE

Runs, Game	23 vs. Northwestern (2/23 - Game 2)
Runs, Inning	12, 3rd inning vs. Northwestern (2/23 - Game 2)
Hits, Game	18 vs. Northwestern (2/23 - Game 2)
Hits, Inning	9, 3rd inning vs. Northwestern (2/23 - Game 2)
Doubles	6 vs. Louisville (3/15)
Triples	3 vs. Northwestern (2/23 - Game 2)
Home Runs	3, 4 times, last at Clemson (4/21)
Extra-Base Hits	9 vs. Northwestern (2/24)
Stolen Bases	9 vs. Penn (3/5)
Left on Base	15 at North Carolina (3/31)
Errors (Committed By)	4 vs. Louisville (3/16)
Strikeouts	16 vs. Northwestern (2/23 - Game 1)
Walks	11 vs. Penn State (3/1)
Double Plays (Hit Into)	3 vs. Wake Forest (3/20)
Triple Plays (Hit Into)	N/A

## OPPONENTS

Runs, Game	16 by North Carolina (3/31)
Runs, Inning	8 by North Carolina, 7th inning (3/31)
Hits, Game	17, twice, last by Wake Forest (3/23)
Hits, Inning	4, twice, last by Campbell, 6th inning (3/9)
Doubles	5, by Campbell (3/23)
Triples	1, 4 times, last by Virginia (3/9)
Home Runs	3 by Penn State (3/2)
Extra-Base Hits	9 vs. Northwestern (2/24)
Stolen Bases	4 by Clemson (4/21)
Left on Base	16 by Wake Forest (3/24)
Errors (Committed By)	4 by Penn State (3/1)
Strikeouts	18 by Lehigh (2/15)
Walks	10 by Northwestern (2/23 - Game 1)
Double Plays (Hit Into)	3 by Penn State (3/3)
Triple Plays (Hit Into)	N/A

## INDIVIDUAL BATTING

Longest Hitting Streak	15 games, twice, last by Erikson Nichols (3/2-3/24)
Runs	4, Rudy Maxwell vs. Wake Forest (3/22)
Hits	4, 3 times, last by Ethan Murray at Clemson (4/21)
Doubles	2, 7 times, last by Chase Cheek at NC Central (4/9)
Triples	1, 11 times, last by Chase Cheek at Clemson (4/21)
Home Runs	2, Kennie Taylor vs. Penn State (3/3)
Inside-the-Park Home Run	1, Chris Crabtree at NC Central (4/9)
Consecutive Games with a Home Run	2, Michael Rothenberg (2/24-2/26)
Runs Batted In	6, Kennie Taylor vs. Penn State (3/3)
Stolen Bases	2, 7 times, last by Chase Cheek vs. Texas Tech (4/16)
Strikeouts	4, Rudy Maxwell vs. Lehigh (2/15)
Walks	3, twice, last by Michael Rothenberg vs. Campbell (3/20)

## INDIVIDUAL PITCHING

Innings Pitched, Starter	7.0, 3 times, last by Ben Gross vs. Pittsburgh (4/6 - Game 1)
Innings Pitched, Reliever	3.2, Thomas Girard vs. Wake Forest (3/24)
Strikeouts	10, twice, last by Ben Gross vs. Pittsburgh (4/6 - Game 1)
Walks	5, Bryce Jarvis vs. Northwestern (2/23 - Game 2)
Fewest Hits Allowed, Starter (5.0+ IP)	0, Graeme Stinson vs. Penn State (3/1)
Consecutive Scoreless IP, Starter	12.0, Graeme Stinson (2/15-3/1)
Consecutive Scoreless IP, Reliever	7.0, Hunter Davis (3/5-3/12)
Consecutive Scoreless Relief Appearances	5, twice, last Eli Herrick (4/3-4/14)
Consecutive Saves Converted	5, Thomas Girard (2/26-current)
Longest Winning Streak, Starter	2, twice, last by Bryce Jarvis & Ben Gross (2/16-current)

## STARTS BY POSITION

<b>Pitcher:</b>	G. Stinson (5), Jarvis (7), C. Stinson (10), Chillari (10), Gross (6), Laskey (2)
<b>Catcher:</b>	Rothenberg (32), Maxwell (8)
<b>First Base:</b>	Crabtree (38), Mervis (2)
<b>Second Base:</b>	Loperfido (17), Wardwell (7), Hoyle (2), Nichols (14)
<b>Third Base:</b>	Nichols (26), Mervis (14)
<b>Shortstop:</b>	Murray (40)
<b>Left Field:</b>	Gallagher (34), Schreck (6)
<b>Center Field:</b>	Taylor (40)
<b>Right Field:</b>	Cheek (39), Schreck (1)
<b>Designated Hitter:</b>	Maxwell (22), Rothenberg (6), Stinebiser (1), Mervis (10), Chillari (1)

## BLUE DEVILS AT A GLANCE

Overall Record	24-16
Current Streak	Won 5
Series Record	8-4-1
Home	15-10
Road	7-5
Neutral	2-1
Day/Night	19-11/5-5
vs. Top-25 Teams	5-7
In February	7-1
In March	7-13
In April	10-2
In May	0-0
In June	0-0
vs. RHS/LHS	19-10/5-6
Duke Scores First	17-3
Comeback Wins	11
Losses After Leading	6
Extra Innings	2-2
One-Run Games	7-7
Two-Run Games	4-3
Leading After 6/7/8	17-3/19-0/20-0
Trailing After 6/7/8	4-7/3-9/1-13
Duke Out-Hits Opponent	21-4
Opponent Out-Hits Duke	3-10
Two Teams Match on Hits	0-2

## TEAM MISCELLANEOUS

Most Games Over .500	8 (4/21)
Most Games Under .500	1 (4/3)
Longest Winning Streak	6 games (2/15-2/23)
Longest Losing Streak	4 games, twice, last 3/29-4/3
Largest Margin of Victory	15 vs. Northwestern (2/23 - Game 2)
Largest Margin of Defeat	10 at North Carolina (3/31)
Fewest Hits, Game	2 vs. North Carolina (3/29)
Fewest Hits Allowed, Game	0 vs. Penn State (3/1)



# CHRIS POLLARD

HEAD COACH

SEVENTH SEASON AT DUKE

# 14

Chris Pollard became Duke University's 25th head baseball coach in June 2012, taking the reigns of the Blue Devil program after successful stints at Pfeiffer University and Appalachian State University. In addition to guiding the Blue Devils to five straight 30-win seasons, Pollard led Duke to an at-large bid to the 2016 NCAA Tournament, ending the program's 55-year drought without making the postseason event. Pollard became the fastest Duke head coach to reach 100 wins with the Blue Devils, recording his 100th victory at Duke March 15, 2016 against Maryland Eastern Shore. During Pollard's tenure, 19 Blue Devils have been selected in the Major League Baseball Draft.

## RECORDS

Career	607-480-3
At Duke	222-162
ACC	88-107
ACC Tournament	4-5
NCAA Tournament	7-7

## EDUCATION

B.A. Psychology	Davidson '96
M.S. Physical Education	Mississippi St. '04

## EXPERIENCE

Duke University (2013-Present)	Head Coach
Appalachian State (2005-12)	Head Coach
Pfeiffer University (2000-04)	Head Coach
Davidson College (1996-99)	Assistant Coach

## ACCOMPLISHMENTS

NCAA Tournaments (4)	2004, 2012, 2016, 2018
Conference Championships (2)	2004, 2012
Conference Coach of the Year (2)	2004, 2012

## YEAR-BY-YEAR

Year	School	Record	%	Conference	Record	%	Finish
2000	Pfeiffer	20-28	.417	Conference Carolinas	10-15	.400	8th
2001	Pfeiffer	21-26	.447	Conference Carolinas	11-12	.478	6th
2002	Pfeiffer	26-23-1	.530	Conference Carolinas	11-14	.440	8th
2003	Pfeiffer	33-17	.660	Conference Carolinas	16-10	.615	3rd
2004	Pfeiffer	41-14	.745	Conference Carolinas	18-6	.750	1st
2005	Appalachian State	10-42	.192	Southern Conference	5-24	.172	11th
2006	Appalachian State	24-31-1	.438	Southern Conference	9-18	.333	8th
2007	Appalachian State	33-26	.559	Southern Conference	14-13	.519	4th
2008	Appalachian State	32-27	.542	Southern Conference	14-13	.519	6th
2009	Appalachian State	33-21	.611	Southern Conference	15-13	.536	6th
2010	Appalachian State	38-18	.675	Southern Conference	14-14-1	.500	7th
2011	Appalachian State	33-27	.550	Southern Conference	15-15	.500	6th
2012	Appalachian State	41-18	.695	Southern Conference	21-9	.700	t-1st
2013	Duke	26-29	.473	Atlantic Coast Conference	9-21	.300	11th
2014	Duke	33-25	.541	Atlantic Coast Conference	16-14	.533	4th
2015	Duke	31-22	.585	Atlantic Coast Conference	10-19	.345	t-12th
2016	Duke	33-24	.579	Atlantic Coast Conference	14-16	.467	7th
2017	Duke	30-28	.517	Atlantic Coast Conference	12-18	.400	9th
2018	Duke	45-18	.714	Atlantic Coast Conference	18-11	.621	4th
2019	Duke	24-16	.600	Atlantic Coast Conference	11-10	.524	--

## CHRIS POLLARD VS. ALL OPPONENTS

School	Duke	Total	School	Duke	Total
Akron	1-0	3-0	Georgia	2-0	2-0
Alabama	0-0	0-3	Georgia Southern	0-0	10-18
Albany	0-0	0-3	<b>Georgia Tech</b>	<b>9-10</b>	<b>9-10</b>
Army West Point	2-1	4-1	Gonzaga	0-2	0-2
Auburn	0-0	1-2	Hartford	1-0	1-0
Binghamton	2-1	2-1	High Point	2-0	11-2
<b>Boston College</b>	<b>4-5</b>	<b>4-5</b>	Indiana	0-0	0-0
Bryant	1-0	1-0	Iona	1-0	1-0
Buffalo	0-0	1-1	Jacksonville State	0-0	5-1
Bucknell	6-0	6-0	Kentucky	0-0	0-1
California	4-2	4-2	LaSalle	1-0	3-0
<b>Campbell</b>	<b>6-4</b>	<b>7-5</b>	<b>Lehigh</b>	<b>3-0</b>	<b>3-0</b>
Canisius	0-0	5-3	<b>Liberty</b>	<b>6-5</b>	<b>6-5</b>
Charleston Southern	0-0	0-1	<b>Louisville</b>	<b>2-8</b>	<b>2-8</b>
Charlotte	1-0	3-1-1	Longwood	5-1	10-2
The Citadel	0-0	10-16	LSU	0-0	2-1
<b>Clemson</b>	<b>6-6</b>	<b>6-6</b>	Marist	0-0	1-0
Coastal Carolina	1-1	1-1	Marshall	1-0	1-0
College of Charleston	0-0	7-20	Maryland	1-2	1-2
Columbia	2-0	4-0	<b>Miami (Fla.)</b>	<b>6-13</b>	<b>7-14</b>
Coppin State	0-0	3-0	Mount St. Mary's	1-0	1-0
Cornell	3-0	5-1	NC State	4-8	5-11
<b>Davidson</b>	<b>7-1</b>	<b>25-7</b>	Niagara	0-0	3-0
Dayton	0-0	3-0	Norfolk State	2-0	2-0
Delaware State	1-0	1-0	<b>North Carolina</b>	<b>6-12</b>	<b>6-18</b>
<b>East Carolina</b>	<b>1-6</b>	<b>1-6</b>	North Carolina A&T	2-0	18-3
East Tennessee State	0-0	5-9	<b>North Carolina Central</b>	<b>14-0</b>	<b>15-0</b>
Elon	0-0	4-21	<b>Northwestern</b>	<b>2-1</b>	<b>2-1</b>
Fairleigh Dickinson	0-0	2-1	Notre Dame	4-2	4-2
Florida	1-2	1-2	Oakland	0-0	3-0
Florida State	5-6	5-11	Ohio State	1-0	1-0
Furman	0-1	20-11	Oklahoma	0-0	1-2
Gardner-Webb	4-0	14-7			
George Mason	0-0	0-2			

# ASSISTANT COACHES



12

**JOSH JORDAN**

Associate Head Coach



11

**JASON STEIN**

Assistant Coach // Hitting



39

**DUSTY BLAKE**

Assistant Coach // Pitching



# 2019 ROSTER

CATCHERS: 5 // INFELDERS: 9 // OUTFIELDERS: 7  
RHP: 14 // LHP: 7

## PRONUNCIATION GUIDE

Bill Chillari	chill-air-ee
Chris Dutra	dew-tra
Thomas Girard	jer-rard
Cameron Kovachik	koh-vah-chick
Joey Loperfido	low-per-fee-doh
Jason Stein	steen
Graeme Stinson	graham
Matt Stinebiser	sinte-buy-sir
Aaron Therien	thayer-ee-un
Jake Topolski	tah-pole-ski

## SUPPORT STAFF

Brad Amersbach	Academic Coordinator
Brad Berndt	Baseball Administrator
Anthony Davis	Equipment Manager
Brittany Del Barba	Digital Video Assistant
Chris Edwards	Play-by-Play Announcer
Josh Foster	Sports Information
Chris Gordon	Director of Operations
Matt Hess	Game Operations
Tony Ledwell	Marketing
Joe Manhertz	Iron Dukes Major Gifts
Brittney Morrison	Ticket Operations
Dan Perlmutter	Strength & Conditioning Coach
Aldo Plata	Athletic Trainer
Sterling Truitt	Live Video Assistant
De'Ana Tyler	Duke Dukes Annual Fund

## PLAYERS

#	Name	B/T	Pos.	Ht.	Wt.	Cl.	Hometown (Previous School)
1	Ethan Murray	R/R	RHP/INF	5-11	180	Fr.	Crozet, Va. (The Miller School)
2	Cooper Stinson	R/R	RHP	6-6	245	Fr.	Norcross, Ga. (Norcross)
3	Chris Crabtree	L/L	INF	6-4	220	So.	Bahama, N.C. (Riverside)
4	Wil Hoyle	S/R	INF	5-9	160	So.	Durham, N.C. (Jordan)
5	Jake Swartz	L/R	OF	6-0	175	Fr.	Florence, S.C. (Trinity Burns)
6	Jimmy Loper	R/R	RHP	6-2	210	Fr.	Chesapeake, Va. (Hickory)
7	Chris Dutra	R/R	C	5-11	210	Jr.	New Rochelle, N.Y. (Iona Prep)
8	Thomas Girard	R/R	RHP	5-11	170	So.	Simsbury, Conn. (Avon Old Farms)
9	Damon Lux	R/R	OF	6-1	190	Fr.	Shelbyville, Ind. (Shelbyville)
10	Matt Stinebiser	L/R	C	6-1	185	Fr.	Northville, Mich. (Detroit Catholic Central)
13	Oliver McCarthy	L/L	LHP	6-3	205	Fr.	Brooklyn, N.Y. (Poly Prep)
15	Kennie Taylor	R/R	OF	5-11	170	Sr.	Tampa, Fla. (Jesuit)
16	Aaron Beasley	L/L	LHP/INF	6-3	225	Fr.	Durham, N.C. (Voyager Academy)
17	Matt Dockman	L/L	LHP	6-4	210	So.	Hilliard, Ohio (Watterson)
18	Aaron Therien	S/R	C	6-1	195	Sr.	Durham, N.C. (Durham Academy)
19	Al Pesto	R/R	RHP	6-3	210	Sr.	Savannah, Ga. (Benedictine Military)
20	Matt Mervis	L/R	INF/RHP	6-4	225	Jr.	North Bethesda, Md. (Georgetown Prep)
22	Jake Topolski	R/R	INF	6-0	195	Fr.	Medford, N.J. (Lenape)
23	Kyle Gallagher	R/R	OF	6-4	225	Gr.	Endwell, N.Y. (Maine-Endwell/Cornell)
25	Eli Herrick	L/R	RHP	6-2	200	Jr.	Auburn, Wash. (Puyallup/Bellevue College)
26	Rudy Maxwell	R/R	C	6-4	225	Fr.	Brentwood, Tenn. (Ensworth)
27	Bill Chillari	L/L	LHP	6-2	215	Jr.	Newport, N.J. (St. Augustine Prep)
28	Bryce Jarvis	L/R	RHP/INF	6-2	170	So.	Franklin, Tenn. (Brentwood Academy)
29	Coleman Williams	R/R	RHP	6-4	215	Jr.	Atlanta, Ga. (Marist)
30	Kyle Salley	L/L	LHP/OF	5-9	180	Fr.	Flossmoor, Ill. (Homewood-Flossmoor)
31	Graeme Stinson	L/L	LHP	6-5	250	Jr.	Norcross, Ga. (Norcross)
32	Jack Carey	R/R	RHP	6-0	185	Fr.	Summit, N.J. (St. Peter's Prep)
33	Adam Laskey	R/L	LHP	6-3	205	Jr.	Barrington, N.J. (Haddon Heights)
34	Steve Mann	R/R	OF	6-0	195	So.	Farmington Hills, Mich. (Detroit County Day)
35	Ben Gross	R/R	RHP	6-1	210	Gr.	Cranbury, N.J. (Princeton/Princeton)
36	Joey Loperfido	L/R	INF	6-4	195	So.	Haddonfield, N.J. (Haddonfield Memorial)
37	Josh Nifong	L/R	RHP	6-7	225	So.	High Point, N.C. (High Point Christian Academy)
38	Michael Rothenberg	S/R	C	6-3	210	So.	Boca Raton, N.C. (Pine Crest)
40	RJ Schreck	L/R	OF	6-1	185	Fr.	Los Angeles, Calif. (Harvard-Westlake)
41	Hunter Davis	R/R	RHP	6-4	205	Sr.	Atlanta, Ga. (The Westminster Schools)
42	Erikson Nichols	R/R	INF	6-4	200	Jr.	Oradell, N.J. (Bergen Catholic)
43	Chase Cheek	L/L	OF	6-1	180	Jr.	Orlando, Fla. (Dr. Phillips)
50	Tyler Wardwell	S/R	INF	6-2	185	So.	Cincinnati, Ohio (La Salle)

## COACHES

14	Chris Pollard	Head Coach	Davidson ('96)
12	Josh Jordan	Associate Head Coach // Recruiting Coordinator	Catawba ('02)
11	Jason Stein	Assistant Coach // Hitting Coach	Eastern Kentucky ('97)
39	Dusty Blake	Assistant Coach // Pitching Coach	Appalachian State ('03)





# TV

# ROSTER




**1**  
**ETHAN MURRAY**  
RHP/INF • Fr. • Crozet, Va.



**2**  
**COOPER STINSON**  
RHP • Fr. • Norcross, Ga.



**3**  
**CHRIS CRABTREE**  
INF • So. • Bahama, N.C.



**4**  
**WIL HOYLE**  
INF • So. • Durham, N.C.



**5**  
**JAKE SWARTZ**  
OF • Fr. • Florence, S.C.



**6**  
**JIMMY LOPER**  
RHP • Fr. • Chesapeake, Va.



**7**  
**CHRIS DUTRA**  
C • Jr. • New Rochelle, N.Y.



**8**  
**THOMAS GIRARD**  
RHP • So. • Simsbury, Conn.




**9**  
**DAMON LUX**  
OF • Fr. • Shelbyville, Ind.



**10**  
**MATT STINEBISER**  
C • Fr. • Northville, Mich.



**13**  
**OLIVER MCCARTHY**  
LHP • Fr. • Brooklyn, N.Y.



**15**  
**KENNIE TAYLOR**  
OF • Sr. • Tampa, Fla.



**16**  
**AARON BEASLEY**  
LHP/INF • Fr. • Durham, N.C.



**17**  
**MATT DOCKMAN**  
LHP • So. • Hilliard, Ohio



**18**  
**AARON THERIEN**  
LHP • Sr. • Durham, N.C.



**19**  
**AL PESTO**  
RHP • Sr. • Savannah, Ga.



**20**  
**MATT MERVIS**  
INF/RHP • Jr. • Potomac, Md.



**22**  
**JAKE TOPOLSKI**  
INF • Fr. • Medford, N.J.



**23**  
**KYLE GALLAGHER**  
OF • Gr. • Endwell, N.Y.



**25**  
**ELI HERRICK**  
RHP • Jr. • Auburn, Wash.



**26**  
**RUDY MAXWELL**  
C • Fr. • Brentwood, Tenn.



**27**  
**BILL CHILLARI**  
LHP • Jr. • Newport, N.J.



**28**  
**BYRCE JARVIS**  
RHP/INF • So. • Franklin, Tenn.



**29**  
**COLEMAN WILLIAMS**  
RHP • Jr. • Atlanta, Ga.



**30**  
**KYLE SALLEY**  
LHP/OF • So. • Flossmoor, Ill.



**31**  
**GRAEME STINSON**  
LHP • Jr. • Norcross, Ga.



**32**  
**JACK CAREY**  
RHP • Fr. • Summit, N.J.



**33**  
**ADAM LASKEY**  
LHP • Jr. • Barrington, N.J.



**34**  
**STEVE MANN**  
OF • So. • Farmington Hills, Mich.



**35**  
**BEN GROSS**  
RHP • Gr. • Cranbury, N.J.



**36**  
**JOEY LOPERFIDO**  
INF • So. • Haddonfield, N.J.



**37**  
**JOSH NIFONG**  
RHP • So. • High Point, N.C.



**38**  
**MICHAEL ROTHENBERG**  
C • So. • Boca Raton, Fla.



**40**  
**RJ SCHRECK**  
OF • Fr. • Los Angeles, Calif.



**41**  
**HUNTER DAVIS**  
RHP • Sr. • Atlanta, Ga.



**42**  
**ERIKSON NICHOLS**  
INF • Jr. • Oradell, N.J.



**43**  
**CHASE CHEEK**  
OF • Jr. • Orlando, Fla.



**50**  
**TYLER WARDWELL**  
INF • So. • Cincinnati, Ohio



# MAJOR LEAGUE History

## MLB DRAFT SELECTIONS

# denotes player returned to Duke | ! denotes January secondary draft

Year	Name	Pos.	Organization	Rd.	Overall	Year	Name	Pos.	Organization	Rd.	Overall
2018	Griffin Conine	OF	Toronto Blue Jays	2nd	52	1994	Sean McNally	3B	Kansas City Royals	16th	443
2018	Jimmy Herron	OF	Chicago Cubs	3rd	98	1994	Scott Pinoni	1B	Kansas City Royals	20th	555
2018	Chris Proctor	C	Detroit Tigers	13th	375	1992	Mike Kotarski	LHP	Colorado Rockies	20th	571
2018	Zack Kone	SS	Pittsburgh Pirates	13th	384	1992	Quinton McCracken	2B	Colorado Rockies	25th	771
2018	Ethan DeCaster	RHP	Detroit Tigers	18th	525	1991	John Courtright	LHP	Cincinnati Reds	8th	224
2018	Jack Labosky	RHP	Tampa Bay Rays	22nd	660	1990	Tim Rumer	LHP	New York Yankees	8th	213
2018	Mitch Stallings	LHP	Atlanta Braves	30th	892	1990	Tim Roberts	LHP	Seattle Mariners	75th	1,445
2017	Justin Bellinger	1B	Cincinnati Reds	22nd	647	1989	Mike Trombley	RHP	Minnesota Twins	14th	371
2017	James Ziemba	LHP	Los Angeles Angels	22nd	655	1988	John Furch	1B	Chicago White Sox	23rd	587
2017	Jimmy Herron #	OF	New York Yankees	31st	932	1984	Ron Bianco	2B	Chicago Cubs	24th	599
2016	Bailey Clark	RHP	Chicago Cubs	5th	164	1984	Tommy Decker	C	Cleveland Indians	41st	812
2016	James Ziemba #	LHP	Philadelphia Phillies	37th	1,097	1983	Todd Lamb	RHP	Atlanta Braves	10th	256
2016	Brian McAfee	RHP	Tampa Bay Rays	38th	1,140	1982	Tom Brassil	SS	San Diego Padres	6th	135
2015	Michael Matuella	RHP	Texas Rangers	3rd	78	1981	Tom Brassil #	SS	Detroit Tigers	15th	380
2015	Sarkis Ohanian	RHP	Cincinnati Reds	9th	265	1980	Kevin Rigby	2B	Atlanta Braves	14th	341
2015	Kenny Koplove	RHP	Philadelphia Phillies	17th	504	1979	Larry Doby	OF	Chicago White Sox	34th	811
2015	Andrew Istler	RHP	Los Angeles Dodgers	23rd	702	1976	Steve Kesses !	OF	New York Mets	1st	16
2015	James Marvel	RHP	Pittsburgh Pirates	36th	1,087	1972	Brian Bochow	SS	Pittsburgh Pirates	32nd	699
2014	Drew Van Orden	RHP	Washington Nationals	5th	154	1971	Alan Schwartz	P	Cincinnati Reds	3rd	5
2014	Jordan Betts	3B	Boston Red Sox	18th	554						
2014	Robert Huber	RHP	Oakland Athletics	26th	792						
2012	Marcus Stroman	RHP	Toronto Blue Jays	1st	22						
2011	Dennis O'Grady	RHP	San Diego Padres	34th	1,043						
2010	Jake Lemmerman	SS	Los Angeles Dodgers	5th	172						
2010	Chris Manno	LHP	Washington Nationals	26th	776						
2010	Jeremy Gould	LHP	New York Mets	28th	842						
2010	Michael Ness	RHP	Houston Astros	33rd	993						
2009	Nate Freiman	1B	San Diego Padres	8th	234						
2009	Andrew Wolcott	RHP	Arizona Diamondbacks	17th	516						
2009	Matt Williams	C	Chicago Cubs	18th	560						
2009	Alex Hassan	RHP/OF	Boston Red Sox	20th	618						
2009	Chris Manno #	LHP	Washington Nationals	38th	1,132						
2009	Tim Sherlock	OF	Arizona Diamondbacks	40th	1,206						
2009	Michael Ness #	RHP	San Francisco Giants	47th	1,407						
2008	Nate Freiman #	1B	Texas Rangers	28th	843						
2007	Jimmy Gallagher	OF	Chicago White Sox	7th	239						
2007	Brett Bartles	INF	Cincinnati Reds	30th	919						
2007	Tony Bajoczyk	RHP	Boston Red Sox	34th	1,041						
2004	Tim Layden	LHP/INF	Chicago Cubs	6th	186						
2004	Zach Schreiber	RHP	Atlanta Braves	16th	491						
2003	Brian Patrick	OF	Toronto Blue Jays	25th	740						
2002	Larry Broadway	1B	Montreal Expos	3rd	77						
2002	Kevin Kelly	INF	San Francisco Giants	5th	157						
2001	J.D. Alleva	INF	Kansas City Royals	24th	715						
1999	Vaughn Schill	SS	Seattle Mariners	4th	125						
1999	Chris Capuano	LHP	Arizona Diamondbacks	8th	238						
1999	Stephen Cowie	RHP	Seattle Mariners	9th	287						
1998	Jeff Becker	INF	Milwaukee Brewers	20th	596						
1998	Gregg Maluchinuk	C	Atlanta Braves	20th	611						
1997	Richard Dishman	RHP	Atlanta Braves	23rd	712						
1996	Scott Schoeneweis	LHP	California Angels	3rd	85						
1996	David Darwin	LHP	Detroit Tigers	26th	761						
1996	Richard Dishman #	RHP	San Francisco Giants	46th	1,345						
1996	Mike King	OF	Tampa Bay Devil Rays	62nd	1,613						
1995	Ray Farmer	OF	Seattle Mariners	61st	1,522						
1994	Ryan Jackson	LHP/OF	Florida Marlins	7th	180						

### DRAFT PICKS BY POSITION

POSITION	#
RHP	24
LHP	14
C	5
1B	6
2B	3
3B	4
SS	7
OF	12

### DRAFT PICKS BY ROUND

ROUND	#
1-5	13
6-10	11
11-15	5
16-20	11
21-25	10
26-30	7
31-35	6
36-40	5

### DRAFT PICKS BY ORGANIZATION

AMERICAN LEAGUE		NATIONAL LEAGUE	
ORGANIZATION	#	ORGANIZATION	#
Baltimore Orioles	0	Arizona Diamondbacks	3
Boston Red Sox	3	Atlanta Braves	6
Chicago White Sox	3	Chicago Cubs	5
Cleveland Indians	1	Cincinnati Reds	5
Detroit Tigers	4	Colorado Rockies	2
Houston Astros	1	Los Angeles Dodgers	2
Kansas City Royals	3	Miami Marlins	1
Los Angeles Angels	2	Milwaukee Brewers	1
Minnesota Twins	1	New York Mets	2
New York Yankees	2	Philadelphia Phillies	2
Oakland Athletics	1	Pittsburgh Pirates	3
Seattle Mariners	4	San Diego Padres	3
Tampa Bay Rays	3	San Francisco Giants	3
Texas Rangers	2	St. Louis Cardinals	0
Toronto Blue Jays	3	Washington Nationals	3





**2019 Duke Baseball  
Overall Statistics for Duke (as of Apr 22, 2019)  
(All games Sorted by Batting avg)**



Record: 24-16 Home: 15-10 Away: 7-5 Neutral: 2-1 Conference: 11-10

Player	avg	gp-gs	ab	r	h	2b	3b	hr	rbi	tb	slg%	bb	hp	so	gdp	ob%	sf	sh	sb-att	po	a	e	fld%	
20 Matt Mervis	.343	32-26	102	21	35	3	1	5	20	55	.539	13	5	21	0	.438	1	1	2-2	27	19	5	.902	
15 Kennie Taylor	.335	40-40	176	34	59	17	2	5	35	95	.540	11	9	35	4	.401	1	0	9-10	101	0	1	.990	
1 Ethan Murray	.312	40-40	138	35	43	5	2	3	30	61	.442	23	3	35	0	.416	2	3	6-7	57	81	4	.972	
43 Chase Cheek	.295	39-39	149	31	44	10	3	1	20	63	.423	20	3	29	2	.390	0	2	17-20	89	1	1	.989	
26 Rudy Maxwell	.291	32-30	117	22	34	9	3	2	15	55	.470	10	6	26	4	.376	0	1	4-4	77	6	1	.988	
3 Chris Crabtree	.267	38-38	146	27	39	11	1	3	25	61	.418	24	5	50	2	.382	3	0	6-7	247	19	10	.964	
23 Kyle Gallagher	.259	40-34	135	25	35	6	0	4	19	53	.393	14	0	39	2	.322	3	0	1-1	45	3	0	1.000	
42 Erikson Nichols	.248	40-40	161	18	40	8	0	0	25	48	.298	12	3	46	2	.307	3	2	2-3	40	61	5	.953	
38 Michael Rothenberg	.243	40-38	140	25	34	5	0	5	31	54	.386	20	5	30	1	.353	2	3	2-2	305	22	7	.979	
-----																								
36 Joey Loperfido	.288	17-17	66	11	19	2	1	2	10	29	.439	9	3	18	0	.397	0	0	5-7	31	27	2	.967	
10 Matt Stinebiser	.231	14-1	13	0	3	0	0	0	2	3	.231	0	0	5	0	.231	0	1	0-0	15	2	0	1.000	
4 Wil Hoyle	.143	15-2	14	3	2	0	0	0	0	2	.143	2	1	9	0	.294	0	1	0-0	6	7	1	.929	
40 RJ Schreck	.130	16-7	23	0	3	2	0	0	3	5	.217	6	1	8	0	.333	0	1	0-1	15	0	1	.938	
50 Tyler Wardwell	.100	13-7	20	7	2	1	0	0	0	3	.150	10	1	8	0	.419	0	0	1-2	11	15	5	.839	
34 Steve Mann	.000	9-0	8	1	0	0	0	0	0	0	.000	1	0	6	0	.111	0	0	0-0	1	0	0	1.000	
9 Damon Lux	.000	8-0	5	0	0	0	0	0	0	0	.000	1	0	2	0	.167	0	0	0-0	2	0	0	1.000	
18 Aaron Therien	.000	1-0	1	0	0	0	0	0	0	0	.000	0	0	0	1	.000	0	0	0-0	0	0	0	.000	
8 Thomas Girard	.000	1-0	0	0	0	0	0	0	0	0	.000	0	0	0	0	.000	0	1	0-0	0	2	0	1.000	
27 Bill Chillari	.000	1-1	0	0	0	0	0	0	0	0	.000	0	0	0	0	.000	0	0	0-0	1	7	4	.667	
Totals	.277	40	1414	260	392	79	13	30	235	587	.415	176	45	367	18	.372	15	16	55-66	1083	300	53	.963	
Opponents	.234	40	1363	200	319	55	4	25	164	457	.335	181	43	409	14	.339	15	18	52-64	1059	356	49	.967	

LOB - Team (347), Opp (337). DPs turned - Team (20), Opp (23). IBB - Team (4), Maxwell, R. 1, Rothenberg 1, Crabtree, C. 1, Cheek, C. 1, Opp (2). Picked off - Murray, E. 3, Loperfido, J 2, Crabtree, C. 2, Gallagher, K 1.

**(All games Sorted by Earned run avg)**

Player	era	w-l	app	gs	cg	sho	sv	ip	h	r	er	bb	so	2b	3b	hr	b/avg	wp	hp	bk	sfa	sha		
27 Bill Chillari	4.08	2-2	13	10	0	0/1	0	46.1	44	28	21	14	33	9	0	6	.251	2	6	0	4	4		
28 Bryce Jarvis	5.05	2-0	10	7	0	0/0	1	41.0	42	28	23	22	48	13	0	6	.261	8	2	0	3	0		
2 Cooper Stinson	5.23	1-2	13	10	0	0/0	1	43.0	45	31	25	32	62	4	1	3	.268	9	4	0	0	1		
-----																								
19 Al Pesto	0.00	0-0	2	0	0	0/0	0	3.0	3	0	0	0	2	0	0	0	.250	1	2	0	0	0		
16 Aaron Beasley	1.42	0-0	6	0	0	0/0	0	6.1	8	3	1	5	8	1	0	0	.296	1	2	0	0	0		
41 Hunter Davis	1.49	1-2	18	0	0	0/1	2	36.1	20	10	6	23	39	2	0	1	.163	2	3	0	3	4		
8 Thomas Girard	1.78	1-4	18	0	0	0/3	6	30.1	18	6	6	11	38	2	0	3	.175	1	4	0	0	2		
30 Kyle Salley	2.89	1-0	8	0	0	0/0	0	9.1	9	9	3	5	10	3	0	0	.231	0	0	0	0	1		
35 Ben Gross	3.18	5-2	13	6	0	0/2	0	39.2	19	14	14	19	49	5	1	2	.141	2	5	0	1	1		
20 Matt Mervis	3.60	1-0	4	0	0	0/0	0	5.0	10	5	2	2	4	2	0	0	.435	2	0	0	2	0		
32 Jack Carey	4.24	2-0	13	0	0	0/1	1	23.1	26	15	11	11	23	1	0	0	.268	7	4	0	1	1		
25 Eli Herrick	4.56	2-1	17	0	0	0/0	1	25.2	21	16	13	12	35	4	1	1	.221	3	5	0	1	4		
31 Graeme Stinson	4.58	2-2	5	5	0	0/2	0	19.2	12	10	10	9	26	4	0	0	.167	4	4	0	0	0		
17 Matt Dockman	4.63	4-1	13	0	0	0/2	0	23.1	26	14	12	5	24	3	0	3	.280	1	1	2	0	0		
33 Adam Laskey	9.00	0-0	5	2	0	0/0	0	8.0	13	9	8	10	7	2	0	0	.371	5	1	0	0	0		
37 Josh Nifong	27.00	0-0	1	0	0	0/0	0	0.2	3	2	2	1	1	0	1	0	.600	0	0	0	0	0		
Totals	3.91	24-16	40	40	0	4/4	12	361.0	319	200	157	181	409	55	4	25	.234	48	43	2	15	18		
Opponents	5.81	16-24	40	40	0	1/1	7	353.0	392	260	228	176	367	79	13	30	.277	46	45	5	15	16		

PB - Team (11), Rothenberg 6, Maxwell, R. 5, Opp (13). Pickoffs - Team (9), Dockman, M. 4, Stinson, G. 2, Chillari, B. 1, Davis, H. 1, Jarvis, B 1, Opp (8). SBA/ATT - Rothenberg (41-50), Stinson, C. (12-14), Maxwell, R. (10-13), Jarvis, B (8-11), Girard, T. (4-8), Gross, B. (6-6), Dockman, M. (5-5), Davis, H. (2-4), Chillari, B. (3-4), Stinson, G. (3-3), Carey, J. (2-2), Laskey, A. (2-2), Herrick, E. (2-2), Salley, K. (1-1), Beasley, A. (1-1), Pesto, A. (1-1).



**2019 Duke Baseball**  
**Individual Season/Career Summary for Duke (as of Apr 22, 2019)**  
**(All games Sorted by Batting avg)**



Record: 24-16 Home: 15-10 Away: 7-5 Neutral: 2-1 Conference: 11-10

Player	SEASON													CAREER												
	Avg	G-GS	AB	R	H	2B	3B	HR	RBI	BB	Hbp	SO	Sb-Att	Avg	G-GS	AB	R	H	2B	3B	HR	RBI	BB	Hbp	SO	Sb-Att
20 Matt Mervis	.343	32-26	102	21	35	3	1	5	20	13	5	21	2-2	.339	40-28	112	24	38	5	1	5	21	15	5	25	3-3
15 Kennie Taylor	.335	40-40	176	34	59	17	2	5	35	11	9	35	9-10	.305	163-143	544	104	166	43	8	14	94	32	29	117	21-25
1 Ethan Murray	.312	40-40	138	35	43	5	2	3	30	23	3	35	6-7	.312	40-40	138	35	43	5	2	3	30	23	3	35	6-7
43 Chase Cheek	.295	39-39	149	31	44	10	3	1	20	20	3	29	17-20	.262	100-47	210	44	55	13	3	1	24	25	3	54	21-25
26 Rudy Maxwell	.291	32-30	117	22	34	9	3	2	15	10	6	26	4-4	.291	32-30	117	22	34	9	3	2	15	10	6	26	4-4
3 Chris Crabtree	.267	38-38	146	27	39	11	1	3	25	24	5	50	6-7	.304	58-44	181	36	55	16	1	5	36	30	6	55	6-8
23 Kyle Gallagher	.259	40-34	135	25	35	6	0	4	19	14	0	39	1-1	.259	40-34	135	25	35	6	0	4	19	14	0	39	1-1
42 Erikson Nichols	.248	40-40	161	18	40	8	0	0	25	12	3	46	2-3	.242	115-61	265	33	64	13	0	0	34	15	5	79	4-5
38 Michael Rothenberg	.243	40-38	140	25	34	5	0	5	31	20	5	30	2-2	.247	74-65	231	43	57	9	1	7	48	30	14	53	4-4
36 Joey Loperfido	.288	17-17	66	11	19	2	1	2	10	9	3	18	5-7	.309	80-80	285	56	88	13	4	8	53	37	13	73	21-29
10 Matt Stinebiser	.231	14-1	13	0	3	0	0	0	2	0	0	5	0-0	.231	14-1	13	0	3	0	0	0	2	0	0	5	0-0
4 Wil Hoyle	.143	15-2	14	3	2	0	0	0	0	2	1	9	0-0	.143	15-2	14	3	2	0	0	0	0	2	1	9	0-0
40 RJ Schreck	.130	16-7	23	0	3	2	0	0	3	6	1	8	0-1	.130	16-7	23	0	3	2	0	0	3	6	1	8	0-1
50 Tyler Wardwell	.100	13-7	20	7	2	1	0	0	0	10	1	8	1-2	.158	24-10	38	9	6	2	0	0	3	13	2	15	1-2
34 Steve Mann	.000	9-0	8	1	0	0	0	0	0	1	0	6	0-0	.133	27-2	30	7	4	0	0	0	1	6	3	17	0-0
9 Damon Lux	.000	8-0	5	0	0	0	0	0	0	1	0	2	0-0	.000	8-0	5	0	0	0	0	0	0	1	0	2	0-0
18 Aaron Therien	.000	1-0	1	0	0	0	0	0	0	0	0	0	0-0	.333	4-0	3	1	1	0	0	1	2	1	0	0	0-0
8 Thomas Girard	.000	1-0	0	0	0	0	0	0	0	0	0	0	0-0	.000	2-0	0	0	0	0	0	0	0	1	0	0	0-0
27 Bill Chillari	.000	1-1	0	0	0	0	0	0	0	0	0	0	0-0	.000	1-1	0	0	0	0	0	0	0	0	0	0	0-0
Totals	.277	40-40	1414	260	392	79	13	30	235	176	45	367	55-66													
Opponents	.234	40-40	1363	200	319	55	4	25	164	181	43	409	52-64													

(All games Sorted by Earned run avg)

Player	SEASON													CAREER												
	ERA	W-L	App	GS	CG	Sho	Sv	IP	H	R	ER	BB	SO	ERA	W-L	App	GS	CG	Sho	Sv	IP	H	R	ER	BB	SO
27 Bill Chillari	4.08	2-2	13	10	0	0	0	46.1	44	28	21	14	33	4.59	8-4	44	17	0	0	0	96.0	88	58	49	33	81
28 Bryce Jarvis	5.05	2-0	10	7	0	0	1	41.0	42	28	23	22	48	3.65	7-1	35	12	0	0	2	88.2	65	42	36	44	115
2 Cooper Stinson	5.23	1-2	13	10	0	0	1	43.0	45	31	25	32	62	5.23	1-2	13	10	0	0	1	43.0	45	31	25	32	62
19 Al Pesto	0.00	0-0	2	0	0	0	0	3.0	3	0	0	0	2	1.59	2-0	17	0	0	0	0	22.2	15	6	4	6	23
16 Aaron Beasley	1.42	0-0	6	0	0	0	0	6.1	8	3	1	5	8	1.42	0-0	6	0	0	0	0	6.1	8	3	1	5	8
41 Hunter Davis	1.49	1-2	18	0	0	0	2	36.1	20	10	6	23	39	2.92	3-3	50	2	0	0	2	86.1	68	38	28	59	80
8 Thomas Girard	1.78	1-4	18	0	0	0	6	30.1	18	6	6	11	38	2.61	1-4	26	0	0	0	6	41.1	30	12	12	14	48
30 Kyle Salley	2.89	1-0	8	0	0	0	0	9.1	9	9	3	5	10	2.89	1-0	8	0	0	0	0	9.1	9	9	3	5	10
35 Ben Gross	3.18	5-2	13	6	0	0	0	39.2	19	14	14	19	49	3.18	5-2	13	6	0	0	0	39.2	19	14	14	19	49
20 Matt Mervis	3.60	1-0	4	0	0	0	0	5.0	10	5	2	2	4	6.04	6-2	45	1	0	0	0	53.2	56	44	36	30	46
32 Jack Carey	4.24	2-0	13	0	0	0	1	23.1	26	15	11	11	23	4.24	2-0	13	0	0	0	1	23.1	26	15	11	11	23
25 Eli Herrick	4.56	2-1	17	0	0	0	1	25.2	21	16	13	12	35	4.56	2-1	17	0	0	0	1	25.2	21	16	13	12	35
31 Graeme Stinson	4.58	2-2	5	5	0	0	0	19.2	12	10	10	9	26	3.60	10-4	40	18	0	0	0	110.0	79	48	44	40	169
17 Matt Dockman	4.63	4-1	13	0	0	0	0	23.1	26	14	12	5	24	3.33	4-2	37	1	0	0	0	48.2	52	21	18	14	45
33 Adam Laskey	9.00	0-0	5	2	0	0	0	8.0	13	9	8	10	7	6.22	10-9	37	31	0	0	0	139.0	174	104	96	72	116
37 Josh Nifong	27.00	0-0	1	0	0	0	0	0.2	3	2	2	1	1	15.43	0-0	6	0	0	0	0	4.2	9	10	8	11	5
Totals	3.91	24-16	40	40	0	4	12	361.0	319	200	157	181	409													
Opponents	5.81	16-24	40	40	0	1	7	353.0	392	260	228	176	367													



**2019 Duke Baseball  
Game Results for Duke (as of Apr 22, 2019)  
(All games)**



Date	Opponent	Score	Inns	Overall	Conference	Pitcher of record	Attend	Time
2/15/19	LEHIGH	w 7-0	9	1-0-0	0-0-0	Stinson, G. (W 1-0)	535	2:55
2/16/19	LEHIGH	w 8-1	9	2-0-0	0-0-0	Jarvis, B (W 1-0)	326	3:06
2/17/19	LEHIGH	w 4-3	9	3-0-0	0-0-0	Dockman, M. (W 1-0)	226	3:02
2/19/19	DAVIDSON	w 7-3	9	4-0-0	0-0-0	Chillari, B. (W 1-0)	141	3:08
2/23/19	NORTHWESTERN-1	w 5-4	(10)	5-0-0	0-0-0	Gross, B. (W 1-0)	358	3:58
2/23/19	NORTHWESTERN-2	w 23-8	9	6-0-0	0-0-0	Carey, J. (W 1-0)	358	3:54
2/24/19	NORTHWESTERN	L 3-5	9	6-1-0	0-0-0	Herrick, E. (L 0-1)	617	3:20
2/26/19	RICHMOND	w 5-2	9	7-1-0	0-0-0	Chillari, B. (W 2-0)	203	2:53
3/1/19	vs Penn State	w 14-0	9	8-1-0	0-0-0	Stinson, G. (W 2-0)	287	3:25
3/2/19	vs Penn State	L 7-8	9	8-2-0	0-0-0	Davis, H. (L 0-1)	289	2:49
3/3/19	vs Penn State	w 9-2	9	9-2-0	0-0-0	Gross, B. (W 2-0)	269	3:57
3/5/19	PENN	L 6-7	(11)	9-3-0	0-0-0	Girard, T. (L 0-1)	132	4:08
3/6/19	PENN	L 1-3	9	9-4-0	0-0-0	Dockman, M. (L 1-1)	143	3:00
*3/9/19	at Virginia	L 3-11	9	9-5-0	0-1-0	Stinson, G. (L 2-1)	2857	3:50
*3/10/19	at Virginia-1	w 2-1	9	10-5-0	1-1-0	Jarvis, B (W 2-0)	3047	3:04
*3/10/19	at Virginia-2	w 8-6	9	11-5-0	2-1-0	Mervis, M. (W 1-0)	3286	4:09
3/12/19	#14 EAST CAROLINA	w 7-2	9	12-5-0	2-1-0	Salley, K. (W 1-0)	1013	3:02
*3/15/19	#13 LOUISVILLE	L 3-8	9	12-6-0	2-2-0	Stinson, G. (L 2-2)	403	3:20
*3/16/19	#13 LOUISVILLE	L 1-2	9	12-7-0	2-3-0	Davis, H. (L 0-2)	712	2:45
*3/17/19	#13 LOUISVILLE	L 6-8	9	12-8-0	2-4-0	Gross, B. (L 2-1)	683	3:31
3/20/19	CAMPBELL	L 6-12	9	12-9-0	2-4-0	Stinson, C. (L 0-1)	236	3:46
*3/22/19	WAKE FOREST	w 16-2	9	13-9-0	3-4-0	Gross, B. (W 3-1)	511	3:29
*3/23/19	WAKE FOREST	L 8-9	9	13-10-0	3-5-0	Girard, T. (L 0-2)	853	3:38
*3/24/19	WAKE FOREST	L 4-5	(12)	13-11-0	3-6-0	Girard, T. (L 0-3)	704	4:55
3/26/19	at Davidson	w 7-2	9	14-11-0	3-6-0	Stinson, C. (W 1-1)	303	2:56
*3/29/19	at #9 North Carolina	L 0-1	9	14-12-0	3-7-0	Gross, B. (L 3-2)	2940	2:27
*3/30/19	at #9 North Carolina	L 7-8	9	14-13-0	3-8-0	Girard, T. (L 0-4)	4142	3:33
*3/31/19	at #9 North Carolina	L 6-16	9	14-14-0	3-9-0	Chillari, B. (L 2-1)	2723	3:58
4/3/19	at #11 East Carolina	L 1-6	9	14-15-0	3-9-0	Stinson, C. (L 1-2)	4744	3:07
*4/6/19	PITTSBURGH-1	w 2-0	9	15-15-0	4-9-0	Gross, B. (W 4-2)	-	2:52
*4/6/19	PITTSBURGH-2	w 6-5	9	16-15-0	5-9-0	Dockman, M. (W 2-1)	641	3:27
*4/7/19	PITTSBURGH	w 10-9	(10)	17-15-0	6-9-0	Herrick, E. (W 1-1)	355	3:56
4/9/19	at N.C. Central	w 7-5	9	18-15-0	6-9-0	Herrick, E. (W 2-1)	184	3:51
*4/12/19	VIRGINIA TECH	w 4-0	9	19-15-0	7-9-0	Gross, B. (W 5-2)	0	2:55
*4/13/19	VIRGINIA TECH	L 2-6	9	19-16-0	7-10-0	Chillari, B. (L 2-2)	513	3:14
*4/14/19	VIRGINIA TECH	w 9-5	9	20-16-0	8-10-0	Girard, T. (W 1-4)	621	3:34
4/16/19	#16 TEXAS TECH	w 13-6	9	21-16-0	8-10-0	Dockman, M. (W 3-1)	488	3:49
*4/19/19	at #16 Clemson	w 9-8	9	22-16-0	9-10-0	Dockman, M. (W 4-1)	4552	3:22
*4/20/19	at #16 Clemson	w 5-3	9	23-16-0	10-10-0	Carey, J. (W 2-0)	4906	2:55
*4/21/19	at #16 Clemson	w 9-8	9	24-16-0	11-10-0	Davis, H. (W 1-2)	4333	3:46

( ) extra inning game



**2019 Duke Baseball  
Games Summary for Duke (as of Apr 22, 2019)  
(All games)**



<b>Score by innings</b>	<b>1</b>	<b>2</b>	<b>3</b>	<b>4</b>	<b>5</b>	<b>6</b>	<b>7</b>	<b>8</b>	<b>9</b>	<b>EX</b>	<b>Total</b>
Duke	28	19	43	39	31	14	50	25	9	2	260
Opponents	23	8	25	23	39	26	27	17	10	2	200

**Record when ...**

Overall	24-16	After 6 leading	17-3
Conference	11-10	..... trailing	4-7
Non-Conference	13-6	..... tied	3-6
Home games	15-10	After 7 leading	19-0
Away games	7-5	..... trailing	3-9
Neutral site	2-1	..... tied	2-7
Day games	19-11	After 8 leading	20-0
Night games	5-5	..... trailing	1-13
vs Left starter	5-6	..... tied	3-3
vs Right starter	19-10		
1-Run games	7-7	Hit 0 home runs	10-11
2-Run games	4-3	... 1 home run	8-4
5+Run games	9-5	... 2+ home runs	6-1
Extra innings	2-2		
Shutouts	4-1	Opponent 0 home runs	18-7
		..... 1 home run	3-4
Scoring 0-2 runs	2-5	..... 2+ HRs	3-5
..... 3-5 runs	5-4		
..... 6-9 runs	12-7	Made 0 errors	4-3
..... 10+ runs	5-0	.... 1 error	15-5
		.... 2+ errors	5-8
Opponent 0-2 runs	11-2		
..... 3-5 runs	7-3	Opp. made 0 errors	4-3
..... 6-9 runs	6-8	..... 1 error	10-11
..... 10+ runs	0-3	..... 2+ errors	10-2
Scored in 1st inning	11-4	Out-hit opponent	21-4
Opp. scored in 1st	6-8	Out-hit by opponent	3-10
Scores first	17-3	Hits are tied	0-2
Opp. scores first	7-13		

**Record when team scores:**

Runs	0	1	2	3	4	5	6	7	8	9	10+
W-L	0-1	0-3	2-1	0-3	2-1	3-0	1-4	5-2	2-1	4-0	5-0

**Record when opponent scores:**

Runs	0	1	2	3	4	5	6	7	8	9	10+
W-L	4-0	2-1	5-1	3-1	1-0	3-2	2-2	0-1	3-4	1-1	0-3

**Record when leading after:**

Inn.	1	2	3	4	5	6	7	8
W-L	9-3	14-3	18-4	19-4	18-4	17-3	19-0	20-0

**Record when trailing after:**

Inn.	1	2	3	4	5	6	7	8
W-L	5-6	4-8	5-9	4-8	4-9	4-7	3-9	1-13

**Record when tied after:**

Inn.	1	2	3	4	5	6	7	8
W-L	10-7	6-5	1-3	1-4	2-3	3-6	2-7	3-3

Current winning streak: 5  
 Longest winning streak: 6  
 Longest losing streak: 4

Home attendance : 10772 ( 24 dates avg = 448 )  
 Away attendance : 38862 ( 15 dates avg = 2590 )  
 Total attendance: 49634 ( 39 dates avg = 1272 )



**2019 Duke Baseball  
Miscellaneous Stats for Duke (as of Apr 22, 2019)  
(All games)**



<b>Multiple Hit Games</b>	<b>2</b>	<b>3</b>	<b>4</b>	<b>5+</b>	<b>Total</b>
15 Kennie Taylor	12	7	-	-	19
43 Chase Cheek	10	2	-	-	12
3 Chris Crabtree	9	3	-	-	12
1 Ethan Murray	8	2	1	-	11
23 Kyle Gallagher	9	1	-	-	10
20 Matt Mervis	5	3	1	-	9
42 Erikson Nichols	7	2	-	-	9
38 Michael Rothenberg	6	2	-	-	8
26 Rudy Maxwell	4	3	-	-	7
36 Joey Loperfido	5	-	1	-	6
<b>TEAM</b>	<b>75</b>	<b>25</b>	<b>3</b>	<b>0</b>	<b>103</b>

<b>Multiple RBI Games</b>	<b>2</b>	<b>3</b>	<b>4</b>	<b>5+</b>	<b>Total</b>
42 Erikson Nichols	8	-	-	-	8
38 Michael Rothenberg	4	1	3	-	8
15 Kennie Taylor	4	2	1	1	8
1 Ethan Murray	4	1	2	-	7
3 Chris Crabtree	2	2	1	-	5
43 Chase Cheek	4	1	-	-	5
23 Kyle Gallagher	2	2	-	-	4
20 Matt Mervis	2	1	1	-	4
36 Joey Loperfido	3	-	-	-	3
26 Rudy Maxwell	1	-	1	-	2
40 RJ Schreck	1	-	-	-	1
10 Matt Stinebiser	1	-	-	-	1
<b>TEAM</b>	<b>36</b>	<b>10</b>	<b>9</b>	<b>1</b>	<b>56</b>

<b>Hitting Streaks</b>	<b>Longest</b>	<b>Current</b>
26 Rudy Maxwell	15	2
42 Erikson Nichols	15	-
1 Ethan Murray	11	11
43 Chase Cheek	9	9
15 Kennie Taylor	8	5
20 Matt Mervis	7	7
3 Chris Crabtree	5	1
38 Michael Rothenberg	5	-
23 Kyle Gallagher	4	1
36 Joey Loperfido	3	2
10 Matt Stinebiser	1	-
50 Tyler Wardwell	1	-
40 RJ Schreck	1	-
4 Wil Hoyle	1	-

<b>Reached Base Streaks</b>	<b>Longest</b>	<b>Current</b>
42 Erikson Nichols	24	-
43 Chase Cheek	24	24
26 Rudy Maxwell	18	2
15 Kennie Taylor	18	5
38 Michael Rothenberg	15	3
20 Matt Mervis	13	9
3 Chris Crabtree	11	3
1 Ethan Murray	11	11
23 Kyle Gallagher	10	1
36 Joey Loperfido	6	2
50 Tyler Wardwell	5	-
40 RJ Schreck	4	-
10 Matt Stinebiser	1	-
9 Damon Lux	1	-
34 Steve Mann	1	-
4 Wil Hoyle	1	-