



DUKE

@DUKEBASE



#GODUKE

2019 BASEBALL

GODUKE.COM

SCHEDULE

FEBRUARY		All times Eastern	
15	Lehigh	ACCNE	W, 7-0
16	Lehigh	ACCNE	W, 8-1
17	Lehigh	ACCNE	W, 4-3
19	Davidson	ACCNE	W, 7-3
23	Northwestern (1)	ACCNE	W, 5-4 (10)
	Northwestern (2)	ACCNE	W, 23-8
24	Northwestern	ACCNE	L, 3-5
26	Richmond	ACCNE	W, 5-2

MARCH

1	vs. Penn State		W, 14-0
2	vs. Penn State		L, 7-8
3	vs. Penn State		W, 9-2
5	Penn	ACCNE	L, 6-7 (11)
6	Penn	ACCNE	L, 1-3
9	at Virginia	ACCNE	L, 3-11
10	at Virginia (1)	ACCNE	W, 2-1
	at Virginia (2)	ACCNE	W, 8-6
12	East Carolina	ACCNE	W, 7-2
15	Louisville	ACCNE	L, 3-8
16	Louisville	ACCNE	L, 1-2
17	Louisville	ACCNE	L, 6-8
20	Campbell	ACCNE	L, 6-12
22	Wake Forest	ACCNE	W, 16-2
23	Wake Forest	ACCNE	L, 8-9
24	Wake Forest	ACCNE	L, 4-5 (12)
26	at Davidson	ESPN+	W, 7-2
29	at North Carolina	ACCNE	L, 0-1
30	at North Carolina	ACCNE	L, 7-8
31	at North Carolina	ACCNE	L, 6-16

APRIL

2	Durham Bulls (Exh.)		L, 1-6
3	at East Carolina		L, 1-6
6	Pittsburgh	ACCNE	W, 2-0
	Pittsburgh	ACCNE	W, 6-5
7	Pittsburgh	ACCNE	W, 10-9 (10)
9	at NC Central		W, 7-5
12	Virginia Tech	ACCNE	W, 4-0
13	Virginia Tech	ACCNE	L, 2-6
13	Virginia Tech	ACCNE	W, 9-5
16	Texas Tech	ACCNE	W, 13-6
19	at Clemson	ACCNE	W, 9-8
20	at Clemson	ACCNE	W, 5-3
21	at Clemson	ACCNE	W, 9-8
23	NC Central	ACCNE	W, 6-2
26	at Boston College	ACCNE	L, 0-5
27	at Boston College (1)	ACCNE	W, 4-1
	at Boston College (2)	ACCNE	W, 8-0

MAY

5	VCU (1)	ACCNE	W, 2-1
	VCU (2)	ACCNE	L, 3-5
8	Liberty	ACCNE	L, 3-9
10	Georgia Tech	ACCNE	L, 10-14
11	Georgia Tech	ACCNE	L, 3-15
12	Georgia Tech	ACCNE	W, 10-4
14	at Liberty	ESPN+	6 p.m.
16	at Miami	ACCNE	7 p.m.
17	at Miami	ACCNE	7 p.m.
18	at Miami	ACCNE	1 p.m.

LIBERTY DUKE

(35-16, 14-7 ASUN)

(29-21, 14-13 ACC)

MAY 14 || LYNCHBURG, VA. || LIBERTY BASEBALL STADIUM

PITCHING MATCHUP

RHP COOPER STINSON, FR.

1-3, 5.33 ERA

LHP MASON MEYER, SO.

5-4, 4.62 ERA



Available via
WatchESPN app



THE DUKE
SPORTS NETWORK
Chris Edwards



GODUKE.COM
Live Stats & Audio
WATCHESPN
Live Video

LEADING OFF

Duke heads into the final week of its 2019 regular season slate, set for a midweek matchup at Liberty. The Blue Devils look to rebound from a series loss this past weekend against seventh-ranked Georgia Tech. Tuesday's contest in Lynchburg will mark the second installment of a home-and-home series between the Blue Devils and Flames. The two teams are scheduled for a 6 p.m. first pitch at Liberty Baseball Stadium with coverage airing live on ESPN+.

BY THE NUMBERS

2 Freshman **Cooper Stinson** ranks second in the ACC in strikeouts per nine innings with a mark of 12.97. The first-year right-hander leads the team with 73 strikeouts across his 50.2 innings pitched. Stinson's strikeouts per nine mark ranks first in the nation amongst freshmen and 11th in the country overall.

7 The Blue Devils have recorded seven home runs across their last four games, including six long balls in the series with Georgia Tech this past weekend. Sophomore **Joey Loperfido** leads the way with two home runs across the span, while freshman **Ethan Murray**, sophomore **Michael Rothenberg**, juniors **Matt Mervis** and **Erikson Nichols** and senior **Kennie Taylor** have each recorded one.

7 Second baseman **Joey Loperfido** enters this week with a seven-game hitting streak. The second-year infielder has collected a team-high 18 total bases across the streak and is slugging .581 over the seven games with seven runs scored.

8 Sophomore **Thomas Girard** ranks fourth in the ACC in saves with eight on the season. Girard is a perfect eight-for-eight on save opportunities to lead the team across his 22 appearances, which rank second on the team. The second-year right-hander owns a 1.46 ERA (6 ER/37.0 IP).

43 Freshman **Ethan Murray** is tied for the team lead in runs scored with 43 on the season. The freshman shortstop scored a team-high 16 runs across April, averaging one run per contest. Murray ranks second on the team in hits (57), batting average (.328) and on-base percentage (.413) while tying for the team lead in walks (25).

73 Senior co-captain **Kennie Taylor** ranks third in the ACC in hits with 73, while ranking second in the conference in hits per game with 1.49. The senior also stands third in the league in doubles with 18, sixth in the conference in total bases with 119 and eighth in batting average, hitting .346.

499 The Blue Devil pitching staff has recorded 499 strikeouts this season, averaging 10.0 strikeouts per nine innings. Duke ranks third in the ACC in strikeouts per nine innings and 15th in the nation. The team's 499 punchouts are good for third in the league and 14th in the country, while ranking as the third most in school history. The Blue Devils are on pace to break the school record for strikeouts per nine innings of 9.1, which was set last season.

PROBABLE LINEUP

C	Michael Rothenberg	So.	50-48, .256
1B	Chris Crabtree	So.	45-41, .253
2B	Joey Loperfido	So.	27-27, .278
3B	Erikson Nichols	Jr.	50-50, .259
SS	Ethan Murray	Fr.	50-50, .328
LF	Kyle Gallagher	Gr.	50-44, .238
CF	Kennie Taylor	Sr.	49-49, .346
RF	RJ Schreck	Fr.	20-9, .156
DH	Matt Mervis	Jr.	42-36, .305



VS



.270 BA .274

311 R 309

454 H 481

88 2B 93

6 3B 17

30 HR 41

284 RBI 279

.383 SLG% .417

274 BB 207

335 SO 438

.385 OB% .365

47 SB 61

3.38 ERA 4.20

182 BB 232

459 K 499

.974 FLD% .966

DUKE vs. LIBERTY

SERIES HISTORY

Series Record.....	10-10 (1989)
Durham, N.C.....	6-4
Lynchburg, Va.....	4-4
Neutral.....	0-1
Not Available.....	0-1
Under Chris Pollard.....	6-6
Current Streak.....	L1

LAST NINE MEETINGS

M3	2015	Durham, N.C.	W	3-2
M24	2015	Lynchburg, Va.	W	3-1
F27	2016	Myrtle Beach, S.C.	L	0-1
M29	2016	Durham, N.C.	W	6-1
A19	2016	Lynchburg, Va.	W	8-7
M7	2017	Lynchburg, Va.	L	4-8
Y16	2017	Durham, N.C.	W	6-5
Y8	2018	Durham, N.C.	W	5-2
Y8	2019	Durham, N.C.	L	3-9

LAST TIMES WE MET

MAY 16, 2017 (Durham, N.C. || Durham Bulls Athletic Park)

Score By Innings	1	2	3	4	5	6	7	8	9	R	H	E	LOB
Liberty	0	0	0	0	2	0	3	0	0	5	8	1	5
Duke	3	0	0	0	1	0	0	0	2	6	12	1	13

Winning Pitcher: Karl Blum || Losing Pitcher: Eric Grabowski || Save: None

MAY 8, 2018 (Durham, N.C. || Durham Bulls Athletic Park)

Score By Innings	1	2	3	4	5	6	7	8	9	R	H	E	LOB
Liberty	0	0	0	0	0	2	0	0	0	2	6	1	5
Duke	0	0	1	4	0	0	0	0	X	5	10	0	10

Winning Pitcher: Bill Chillari || Losing Pitcher: Brady Stamer || Save: Jack Labosky

MAY 8, 2019 (Durham, N.C. || Durham Bulls Athletic Park)

Score By Innings	1	2	3	4	5	6	7	8	9	R	H	E	LOB
Liberty	2	3	0	1	0	0	3	0	0	9	13	0	12
Duke	0	0	0	1	0	1	0	1	0	3	8	0	9

Winning Pitcher: Garret Price || Losing Pitcher: Cooper Stinson || Save: None



QUICK FACTS

PROGRAM HISTORY

First Year of Program	1889
All-Time Program Record	2,117,1790-34
Most Victories in a Season	45 (2018)
NCAA Tournament Appearances (Last)	7 (2018)
NCAA Tournament Record	23-17
ACC Tournament Appearances (Last)	36 (2018)
ACC Tournament Record	25-60
ACC Championships	3 (1956, 1957, 1961)
All-ACC Selections	103
All-Americans	12
MLB Draft Selections (Alumni)	75 (42)

UNIVERSITY INFORMATION

Location	Durham, N.C.
Founded	1838 as Trinity College
Enrollment	6,485
Colors	Duke Blue (PMS 287) & White
Nickname	Blue Devils
Conference (Division)	ACC (Coastal)
President	Dr. Vincent Price
Athletic Director	Dr. Kevin M. White

STAFF

Head Coach	Chris Pollard
Associate Head Coach	Josh Jordan
Assistant Coach Hitting	Jason Stein
Assistant Coach Pitching	Dusty Blake
Director of Operations	Chris Gordon
Athletic Trainer	Aldo Plata

SPORTS INFORMATION

Baseball Contact	Josh Foster
Office	(919) 684-2668
Cell	(205) 213-5091
Email	joshua.foster@duke.edu

SERIES HISTORY

Duke and Liberty will meet for the 21st time in program history when the two schools square off in Tuesday's midweek matchup, marking the second installment of a home-and-home series between the two this season. The Blue Devils and Flames will meet for the second times in a seven-day span, as Liberty defeated Duke, 9-3, last Tuesday at Durham Bulls Athletic Park. The all-time series between the two schools is tied at 10 apiece, and also tied at 4-4 for matchups in Lynchburg. Head coach **Chris Pollard** owns a 6-6 career record against the Flames, with all 12 matchups coming across his time at Duke.

SCOUTING BOTH TEAMS

DUKE	TEAM LEADERS	LIBERTY
Kennie Taylor..... .346	AVERAGE	Will Wagner..... .323
Ethan Murray/Kennie Taylor..... 43	RUNS	Jonathan Embry..... 50
Kennie Taylor..... 73	HITS	Will Wagner..... 60
Kennie Taylor..... 18	DOUBLES	Jonathan Embry..... 13
Kennie Taylor..... 5	TRIPLES	Jonathan Embry..... 2
Michael Rothenberg..... 7	HOME RUNS	Jonathan Embry..... 9
Kennie Taylor/Michael Rothenberg.... 39	RUNS BATTED IN	Logan Mathieu..... 44
Ethan Murray/Michael Rothenberg.... 25	WALKS	Jonathan Embry..... 46
Chase Cheek..... 20	STOLEN BASES	Jaylen Guy..... 11
Kennie Taylor..... .414	ON-BASE PERCENTAGE	Gray Betts..... .452
Kennie Taylor..... .564	SLUGGING PERCENTAGE	Jonathan Embry..... .532
Bill Chillari..... 58.1	INNINGS PITCHED	Andrew McInvale..... 80.0
Eli Herrick..... 23	APPEARANCES	Garret Price..... 24
Thomas Girard..... 1.46	ERA	Garret Price..... 2.68
Ben Gross..... .6	WINS	Andrew McInvale..... 8
Thomas Girard..... 8	SAVES	Evan Brabrand..... 10
Cooper Stinson..... 73	STRIKEOUTS	Noah Skirrow..... 88

TRENDING FOR DUKE

The Blue Devils look to rebound from a series loss to seventh-ranked Georgia Tech heading into this week. Duke dropped four consecutive contests before bouncing back in the series finale against the Yellow Jackets. The Blue Devils fell, 14-10, in the series opener before losing 15-3 in the second game of the weekend to mark its first ACC series loss in over a month. Duke turned things around in the final game of the week, combining a solid offensive effort with an impressive pitching performance to claim a 10-4 victory in the finale.

WELCOME TO K-VILLE

The Blue Devil pitching staff has been impressive this season, recording 499 strikeouts to rank third in the ACC and 14th in the nation. Duke is 15th in the country in strikeouts per nine innings with 10.0, while also ranking third in the league in that category. The team's 499 punchouts are currently the third most in school history with four games remaining on the 2019 regular season slate. Freshman **Cooper Stinson** leads the way with 73 strikeouts, while sophomore **Bryce Jarvis** is second with 63 punchouts.

ACC STANDINGS

ATLANTIC DIVISION

School	ACC	Pct.	Overall	Pct.
Louisville	19-8	.704	40-12	.769
NC State	16-11	.593	39-14	.736
NC State	16-11	.593	34-18	.654
Clemson	13-14	.481	30-22	.577
Wake Forest	12-14	.462	28-22	.560
Notre Dame	12-15	.444	22-26	.458
Boston College	10-17	.370	26-25	.510

COASTAL DIVISION

School	ACC	Pct.	Overall	Pct.
Georgia Tech	17-10	.630	35-15	.700
Miami	16-10	.615	36-15	.706
North Carolina	16-11	.593	36-15	.706
Duke	14-13	.519	29-21	.580
Virginia	12-15	.444	29-21	.580
Virginia Tech	8-19	.296	25-25	.500
Pitt	7-20	.259	20-31	.392

PLAYER RANKINGS

BASEBALL AMERICA

2019 TOP 50 COLLEGE PROSPECTS

4 Graeme Stinson LHP

BASEBALL AMERICA

2019 TOP 200 MLB DRAFT PROSPECTS

9 Graeme Stinson LHP

61 Adam Laskey LHP

DIBASEBALL TOP 350 COLLEGE

PROSPECTS

4 Graeme Stinson LHP

32 Adam Laskey LHP

135 Bryce Jarvis RHP

DIBASEBALL TOP ACC PROSPECTS

2019 DRAFT

1 Graeme Stinson LHP

5 Adam Laskey LHP

26 Bryce Jarvis RHP

48 Kennie Taylor OF

DIBASEBALL TOP ACC PROSPECT

2020 DRAFT

4 Michael Rothenberg C

9 Joey Loperfido INF

40 Matt Mervis RHP/INF

DIBASEBALL ACC IMPACT FRESHMEN

4 Cooper Stinson RHP

31 Jack Carey RHP

38 Ethan Murray RHP/INF

MLB PIPELINE

TOP 50 MLB DRAFT PROSPECTS

9 Graeme Stinson LHP

PERFECT GAME

TOP 300 PROSPECTS, 2019 DRAFT

6 Graeme Stinson LHP

94 Adam Laskey LHP

PERFECT GAME

TOP 100 COLLEGE PROSPECTS

2019 DRAFT

4 Graeme Stinson LHP

50 Adam Laskey LHP

PERFECT GAME

2019 TOP 100 COLLEGE JUNIORS

3 Graeme Stinson LHP

48 Adam Laskey


PERFECT GAME

2019 TOP 100 COLLEGE SOPHOMORES

32 Michael Rothenberg C

DURHAM BULLS ATHLETIC PARK

409 BLACKWELL STREET, DURHAM, NC 27701




Opened	1995
Surface	Grass
Capacity	10,000
Dimensions	305-LF, 371-LC, 400-CF 373-RC, 327-RF

On October 2, 2015, Duke renewed its agreement with the Durham Bulls to play home games at the Durham Bulls Athletic Park (DBAP), home of the Triple-A affiliate of the Tampa Bay Rays. Beginning in 2016, the contract renewal is a seven-year agreement that allows Duke to play up to 36 exhibition and home games at the DBAP each year. The agreement also called for a limited number of Duke practices at the DBAP as well as a new permanent Duke locker room and clubhouse at the facility. Duke and the Durham Bulls began their partnership prior to the Blue Devils' 2010 season. The 2019 campaign marks the 10th consecutive season in which Duke will play home games at the DBAP. Under the new agreement, the Blue Devils will play the vast majority of their home schedule at the minor league venue.

JACK COOMBS FIELD

101 WHITFORD DRIVE., DURHAM, NC 27708



Opened	1931
Surface	Turf
Capacity	2,000
Dimensions	325-LF, 370-LC, 400-CF, 380-RC, 335-RF

Jack Coombs Field is Blue Devils' the on-campus home field, located up the hill from Cameron Indoor Stadium. Duke's home stadium since 1931, Coombs underwent significant renovations over the past several years, including the installation of state-of-the-art synthetic AstroTurf in 2011. The Blue Devils are scheduled to play five games in 2019 at Coombs, including a three-game ACC series against Virginia Tech as well as a doubleheader versus VCU.

STARTING FAST

The Blue Devils hold a sizeable advantage when getting off to fast starts, as the team owns a 20-4 record when it scores first as opposed to an 9-17 mark when the opponent scores first. Duke also holds a 14-6 record when the team scores in the first inning compared to a 7-11 mark when the opponent scores in the first inning.

RECORD BREAKDOWN

Record when	W-L
Duke scores first	20-4
Opponent scores first	9-17
Duke scores in 1st inning	14-6
Opponent scores in 1st inning	7-11

CAPTAIN KENNIE

Senior co-captain **Kennie Taylor** has proved to be a leader across the 2019 campaign, both on and off the field for this year's team. Taylor, the squad's starting center fielder, leads the club in multiple statistical categories, including hits (73), doubles (18), triples (5) and RBI (39), while tying for second in home runs with six. The Tampa, Fla., native is currently hitting at a .346 clip to pace the team, and has recorded 22 multi-hit games this season, including eight three-hit efforts.

ON DECK FOR DUKE

Following the midweek contest with the Flames, Duke will continue its four-game road trip with a three-game road series at 12th-ranked Miami to conclude the 2019 regular season. The Blue Devils and Hurricanes are set for a 7 p.m. first pitch in Thursday's series opener, followed by another 7 p.m. start for game two of the series Friday evening. The series finale between the two Coastal Division foes is scheduled for 1 p.m. Saturday afternoon at Alex Rodriguez Park at Mark Light Field.

MISCELLANEOUS RECORDS

DUKE'S RECORD WHEN

Game 1 of Weekend Series.....	8-5
Game 2 of Weekend Series.....	6-7
Game 3 of Weekend Series.....	8-4
Midweek Games.....	7-5
Starter Receives Decision.....	13-10
Bullpen Receives Decision.....	16-11
Starter Throws ≥5 Innings.....	8-10
Starter Throws <5 Innings.....	21-11
vs. RPI 1-50.....	9-12
vs. RPI 51-100.....	7-6
vs. RPI 101-200.....	5-3
vs. RPI 201+.....	8-0

BLUE DEVILS IN THE POLLS

Week	BA	CB	D1	NCBWA	PG	USAT
Preseason	22	20	NR	25	31	RV
2/18/2018	22	20	NR	25	NR	RV
2/25/2018	22	21	NR	25	NR	RV
3/4/2018	22	22	NR	25	NR	RV
3/11/2018	24	NR	NR	NR	NR	RV
3/18/18	NR	NR	NR	NR	NR	RV
3/25/18	NR	NR	NR	NR	NR	RV
4/1/18	NR	NR	NR	NR	NR	NR
4/8/18	NR	NR	NR	NR	NR	NR
4/15/18	NR	NR	NR	NR	NR	NR
4/22/18	NR	25	NR	NR	NR	RV
4/29/18	NR	26	NR	NR	NR	RV
5/6/18	NR	27	NR	RV	NR	RV
5/13/18	NR	NR	NR	RV	NR	RV

2019 SINGLE GAME HIGHS

DUKE

Runs, Game	23 vs. Northwestern (2/23 - Game 2)
Runs, Inning	12, 3rd inning vs. Northwestern (2/23 - Game 2)
Hits, Game	18 vs. Northwestern (2/23 - Game 2)
Hits, Inning	9, 3rd inning vs. Northwestern (2/23 - Game 2)
Doubles	6 vs. Louisville (3/15)
Triples	3 vs. Northwestern (2/23 - Game 2)
Home Runs	4 vs. Georgia Tech (5/12)
Extra-Base Hits	9 vs. Northwestern (2/24)
Stolen Bases	9 vs. Penn (3/5)
Left on Base	15 at North Carolina (3/31)
Errors (Committed By)	4 vs. Louisville (3/16)
Strikeouts	16 vs. Northwestern (2/23 - Game 1)
Walks	11 vs. Penn State (3/1)
Double Plays (Hit Into)	3 vs. Wake Forest (3/20)
Triple Plays (Hit Into)	N/A

OPPONENTS

Runs, Game	16 by North Carolina (3/31)
Runs, Inning	8 by North Carolina, 7th inning (3/31)
Hits, Game	17, twice, last by Wake Forest (3/23)
Hits, Inning	4, twice, last by Campbell, 6th inning (3/9)
Doubles	5, by Campbell (3/23)
Triples	1, 4 times, last by Virginia (3/9)
Home Runs	3, 3 times, last by Georgia Tech (5/11)
Extra-Base Hits	9 vs. Northwestern (2/24)
Stolen Bases	4 by Clemson (4/21)
Left on Base	16 by Wake Forest (3/24)
Errors (Committed By)	4 by Penn State (3/1)
Strikeouts	18 by Lehigh (2/15)
Walks	10 by Northwestern (2/23 - Game 1)
Double Plays (Hit Into)	3 by Penn State (3/3)
Triple Plays (Hit Into)	N/A

INDIVIDUAL BATTING

Longest Hitting Streak	15 games, twice, last by Erikson Nichols (3/2-3/24)
Runs	4, Rudy Maxwell vs. Wake Forest (3/22)
Hits	4, 5 times, last by Kennie Taylor & Chase Cheek at Boston College (4/27 - Game 2)
Doubles	2, 7 times, last by Chase Cheek at NC Central (4/9)
Triples	1, 11 times, last by Chase Cheek at Clemson (4/21)
Home Runs	2, Kennie Taylor vs. Penn State (3/3)
Inside-the-Park Home Run	1, Chris Crabtree at NC Central (4/9)
Consecutive Games with a Home Run	2, Michael Rothenberg (2/24-2/26)
Runs Batted In	6, Kennie Taylor vs. Penn State (3/3)
Stolen Bases	2, 7 times, last by Chase Cheek vs. Texas Tech (4/16)
Strikeouts	4, Rudy Maxwell vs. Lehigh (2/15)
Walks	3, twice, last by Michael Rothenberg vs. Campbell (3/20)

INDIVIDUAL PITCHING

Innings Pitched, Starter	7.0, 3 times, last by Ben Gross vs. Pittsburgh (4/6 - Game 1)
Innings Pitched, Reliever	3.2, Thomas Girard vs. Wake Forest (3/24)
Strikeouts	10, twice, last by Ben Gross vs. Pittsburgh (4/6 - Game 1)
Walks	5, Bryce Jarvis vs. Northwestern (2/23 - Game 2)
Fewest Hits Allowed, Starter (5.0+ IP)	0, Graeme Stinson vs. Penn State (3/1)
Consecutive Scoreless IP, Starter	12.0, Graeme Stinson (2/15-3/1)
Consecutive Scoreless IP, Reliever	7.0, Hunter Davis (3/5-3/12)
Consecutive Scoreless Relief Appearances	5, twice, last by Eli Herrick (4/3-4/14)
Consecutive Saves Converted	8, Thomas Girard (2/26-current)
Longest Winning Streak, Starter	4, Bryce Jarvis (2/16-current)

STARTS BY POSITION

Pitcher:	G. Stinson (5), Jarvis (8), C. Stinson (12), Chillari (13), Gross (9), Laskey (3)
Catcher:	Rothenberg (42), Maxwell (8)
First Base:	Crabtree (39), Mervis (11)
Second Base:	Loperfido (27), Wardwell (7), Hoyle (2), Nichols (14)
Third Base:	Nichols (36), Mervis (14)
Shortstop:	Murray (50)
Left Field:	Gallagher (44), Schreck (6)
Center Field:	Taylor (49), Cheek (1)
Right Field:	Cheek (47), Schreck (3)
Designated Hitter:	Maxwell (28), Rothenberg (6), Stinebiser (1), Mervis (11), Chillari (1), Gross (1), Crabtree (2)

BLUE DEVILS AT A GLANCE

Overall Record	29-21
Current Streak	Won 1
Series Record	10-5-2
Home	18-14
Road	9-6
Neutral	2-1
Day/Night	21-14/8-7
vs. Top-25 Teams	6-9
In February	7-1
In March	7-13
In April	13-3
In May	2-4
In June	0-0
vs. RHS/LHS	23-12/6-9
Duke Scores First	20-4
Comeback Wins	13
Losses After Leading	7
Extra Innings	2-2
One-Run Games	8-7
Two-Run Games	4-4
Leading After 6/7/8	22-3/24-0/25-0
Trailing After 6/7/8	4-12/3-14/1-17
Duke Out-Hits Opponent	24-4
Opponent Out-Hits Duke	5-14
Two Teams Match on Hits	0-3

TEAM MISCELLANEOUS

Most Games Over .500	11 (5/5)
Most Games Under .500	1 (4/3)
Longest Winning Streak	6 games, twice, last 4/14-4/23
Longest Losing Streak	4 games, 3 times, last 5/5-5/11
Largest Margin of Victory	15 vs. Northwestern (2/23 - Game 2)
Largest Margin of Defeat	12 vs. Georgia Tech (5/11)
Fewest Hits, Game	2 vs. North Carolina (3/29)
Fewest Hits Allowed, Game	0 vs. Penn State (3/1)



CHRIS POLLARD

HEAD COACH
SEVENTH SEASON AT DUKE

14

Chris Pollard became Duke University's 25th head baseball coach in June 2012, taking the reigns of the Blue Devil program after successful stints at Pfeiffer University and Appalachian State University. In addition to guiding the Blue Devils to five straight 30-win seasons, Pollard led Duke to an at-large bid to the 2016 NCAA Tournament, ending the program's 55-year drought without making the postseason event. Pollard became the fastest Duke head coach to reach 100 wins with the Blue Devils, recording his 100th victory at Duke March 15, 2016 against Maryland Eastern Shore. During Pollard's tenure, 19 Blue Devils have been selected in the Major League Baseball Draft.

RECORDS

Career	612-485-3
At Duke	227-167
ACC	93-111
ACC Tournament	4-5
NCAA Tournament	7-7

EDUCATION

B.A. Psychology	Davidson '96
M.S. Physical Education	Mississippi St. '04

EXPERIENCE

Duke University (2013-Present)	Head Coach
Appalachian State (2005-12)	Head Coach
Pfeiffer University (2000-04)	Head Coach
Davidson College (1996-99)	Assistant Coach

ACCOMPLISHMENTS

NCAA Tournaments (4)	2004, 2012, 2016, 2018
Conference Championships (2)	2004, 2012
Conference Coach of the Year (2)	2004, 2012

YEAR-BY-YEAR

Year	School	Record	%	Conference	Record	%	Finish
2000	Pfeiffer	20-28	.417	Conference Carolinas	10-15	.400	8th
2001	Pfeiffer	21-26	.447	Conference Carolinas	11-12	.478	6th
2002	Pfeiffer	26-23-1	.530	Conference Carolinas	11-14	.440	8th
2003	Pfeiffer	33-17	.660	Conference Carolinas	16-10	.615	3rd
2004	Pfeiffer	41-14	.745	Conference Carolinas	18-6	.750	1st
2005	Appalachian State	10-42	.192	Southern Conference	5-24	.172	11th
2006	Appalachian State	24-31-1	.438	Southern Conference	9-18	.333	8th
2007	Appalachian State	33-26	.559	Southern Conference	14-13	.519	4th
2008	Appalachian State	32-27	.542	Southern Conference	14-13	.519	6th
2009	Appalachian State	33-21	.611	Southern Conference	15-13	.536	6th
2010	Appalachian State	38-18	.675	Southern Conference	14-14-1	.500	7th
2011	Appalachian State	33-27	.550	Southern Conference	15-15	.500	6th
2012	Appalachian State	41-18	.695	Southern Conference	21-9	.700	t-1st
2013	Duke	26-29	.473	Atlantic Coast Conference	9-21	.300	11th
2014	Duke	33-25	.541	Atlantic Coast Conference	16-14	.533	4th
2015	Duke	31-22	.585	Atlantic Coast Conference	10-19	.345	t-12th
2016	Duke	33-24	.579	Atlantic Coast Conference	14-16	.467	7th
2017	Duke	30-28	.517	Atlantic Coast Conference	12-18	.400	9th
2018	Duke	45-18	.714	Atlantic Coast Conference	18-11	.621	4th
2019	Duke	29-21	.580	Atlantic Coast Conference	14-13	.519	--

CHRIS POLLARD VS. ALL OPPONENTS

School	Duke	Total	School	Duke	Total
Akron	1-0	3-0	Georgia	2-0	2-0
Alabama	0-0	0-3	Georgia Southern	0-0	10-18
Albany	0-0	0-3	Georgia Tech	10-12	10-12
Army West Point	2-1	4-1	Gonzaga	0-2	0-2
Auburn	0-0	1-2	Hartford	1-0	1-0
Binghamton	2-1	2-1	High Point	2-0	11-2
Boston College	6-6	6-6	Indiana	0-0	0-0
Bryant	1-0	1-0	Iona	1-0	1-0
Buffalo	0-0	1-1	Jacksonville State	0-0	5-1
Bucknell	6-0	6-0	Kentucky	0-0	0-1
California	4-2	4-2	LaSalle	1-0	3-0
Campbell	6-4	7-5	Lehigh	3-0	3-0
Canisius	0-0	5-3	Liberty	6-6	6-6
Charleston Southern	0-0	0-1	Louisville	2-8	2-8
Charlotte	1-0	3-1-1	Longwood	5-1	10-2
The Citadel	0-0	10-16	LSU	0-0	2-1
Clemson	6-6	6-6	Marist	0-0	1-0
Coastal Carolina	1-1	1-1	Marshall	1-0	1-0
College of Charleston	0-0	7-20	Maryland	1-2	1-2
Columbia	2-0	4-0	Miami (Fla.)	6-13	7-14
Coppin State	0-0	3-0	Mount St. Mary's	1-0	1-0
Cornell	3-0	5-1	NC State	4-8	5-11
Davidson	7-1	25-7	Niagara	0-0	3-0
Dayton	0-0	3-0	Norfolk State	2-0	2-0
Delaware State	1-0	1-0	North Carolina	6-12	6-18
East Carolina	1-6	1-6	North Carolina A&T	2-0	18-3
East Tennessee State	0-0	5-9	North Carolina Central	15-0	16-0
Elon	0-0	4-21	Northwestern	2-1	2-1
Fairleigh Dickinson	0-0	2-1	Notre Dame	4-2	4-2
Florida	1-2	1-2	Oakland	0-0	3-0
Florida State	5-6	5-11	Ohio State	1-0	1-0
Furman	0-1	20-11	Oklahoma	0-0	1-2
Gardner-Webb	4-0	14-7			
George Mason	0-0	0-2			

ASSISTANT COACHES



12

JOSH JORDAN

Associate Head Coach



11

JASON STEIN

Assistant Coach // Hitting



39

DUSTY BLAKE

Assistant Coach // Pitching



2019 ROSTER

CATCHERS: 5 // INFELDERS: 9 // OUTFIELDERS: 7
RHP: 14 // LHP: 7

PRONUNCIATION GUIDE

Bill Chillari	chill-air-ee
Chris Dutra	dew-tra
Thomas Girard	jer-rard
Cameron Kovachik	koh-vah-chick
Joey Loperfido	low-per-fee-doh
Jason Stein	steen
Graeme Stinson	graham
Matt Stinebiser	sinte-buy-sir
Aaron Therien	thayer-ee-un
Jake Topolski	tah-pole-ski

SUPPORT STAFF

Brad Amersbach	Academic Coordinator
Brad Berndt	Baseball Administrator
Anthony Davis	Equipment Manager
Brittany Del Barba	Digital Video Assistant
Chris Edwards	Play-by-Play Announcer
Josh Foster	Sports Information
Chris Gordon	Director of Operations
Matt Hess	Game Operations
Tony Ledwell	Marketing
Joe Manhertz	Iron Dukes Major Gifts
Brittney Morrison	Ticket Operations
Dan Perlmutter	Strength & Conditioning Coach
Aldo Plata	Athletic Trainer
Sterling Truitt	Live Video Assistant
De'Ana Tyler	Duke Dukes Annual Fund

PLAYERS

#	Name	B/T	Pos.	Ht.	Wt.	Cl.	Hometown (Previous School)
1	Ethan Murray	R/R	RHP/INF	5-11	180	Fr.	Crozet, Va. (The Miller School)
2	Cooper Stinson	R/R	RHP	6-6	245	Fr.	Norcross, Ga. (Norcross)
3	Chris Crabtree	L/L	INF	6-4	220	So.	Bahama, N.C. (Riverside)
4	Wil Hoyle	S/R	INF	5-9	160	So.	Durham, N.C. (Jordan)
5	Jake Swartz	L/R	OF	6-0	175	Fr.	Florence, S.C. (Trinity Burns)
6	Jimmy Loper	R/R	RHP	6-2	210	Fr.	Chesapeake, Va. (Hickory)
7	Chris Dutra	R/R	C	5-11	210	Jr.	New Rochelle, N.Y. (Iona Prep)
8	Thomas Girard	R/R	RHP	5-11	170	So.	Simsbury, Conn. (Avon Old Farms)
9	Damon Lux	R/R	OF	6-1	190	Fr.	Shelbyville, Ind. (Shelbyville)
10	Matt Stinebiser	L/R	C	6-1	185	Fr.	Northville, Mich. (Detroit Catholic Central)
13	Oliver McCarthy	L/L	LHP	6-3	205	Fr.	Brooklyn, N.Y. (Poly Prep)
15	Kennie Taylor	R/R	OF	5-11	170	Sr.	Tampa, Fla. (Jesuit)
16	Aaron Beasley	L/L	LHP/INF	6-3	225	Fr.	Durham, N.C. (Voyager Academy)
17	Matt Dockman	L/L	LHP	6-4	210	So.	Hilliard, Ohio (Watterson)
18	Aaron Therien	S/R	C	6-1	195	Sr.	Durham, N.C. (Durham Academy)
19	Al Pesto	R/R	RHP	6-3	210	Sr.	Savannah, Ga. (Benedictine Military)
20	Matt Mervis	L/R	INF/RHP	6-4	225	Jr.	North Bethesda, Md. (Georgetown Prep)
22	Jake Topolski	R/R	INF	6-0	195	Fr.	Medford, N.J. (Lenape)
23	Kyle Gallagher	R/R	OF	6-4	225	Gr.	Endwell, N.Y. (Maine-Endwell/Cornell)
25	Eli Herrick	L/R	RHP	6-2	200	Jr.	Auburn, Wash. (Puyallup/Bellevue College)
26	Rudy Maxwell	R/R	C	6-4	225	Fr.	Brentwood, Tenn. (Ensworth)
27	Bill Chillari	L/L	LHP	6-2	215	Jr.	Newport, N.J. (St. Augustine Prep)
28	Bryce Jarvis	L/R	RHP/INF	6-2	170	So.	Franklin, Tenn. (Brentwood Academy)
29	Coleman Williams	R/R	RHP	6-4	215	Jr.	Atlanta, Ga. (Marist)
30	Kyle Salley	L/L	LHP/OF	5-9	180	Fr.	Flossmoor, Ill. (Homewood-Flossmoor)
31	Graeme Stinson	L/L	LHP	6-5	250	Jr.	Norcross, Ga. (Norcross)
32	Jack Carey	R/R	RHP	6-0	185	Fr.	Summit, N.J. (St. Peter's Prep)
33	Adam Laskey	R/L	LHP	6-3	205	Jr.	Barrington, N.J. (Haddon Heights)
34	Steve Mann	R/R	OF	6-0	195	So.	Farmington Hills, Mich. (Detroit County Day)
35	Ben Gross	R/R	RHP	6-1	210	Gr.	Cranbury, N.J. (Princeton/Princeton)
36	Joey Loperfido	L/R	INF	6-4	195	So.	Haddonfield, N.J. (Haddonfield Memorial)
37	Josh Nifong	L/R	RHP	6-7	225	So.	High Point, N.C. (High Point Christian Academy)
38	Michael Rothenberg	S/R	C	6-3	210	So.	Boca Raton, N.C. (Pine Crest)
40	RJ Schreck	L/R	OF	6-1	185	Fr.	Los Angeles, Calif. (Harvard-Westlake)
41	Hunter Davis	R/R	RHP	6-4	205	Sr.	Atlanta, Ga. (The Westminster Schools)
42	Erikson Nichols	R/R	INF	6-4	200	Jr.	Oradell, N.J. (Bergen Catholic)
43	Chase Cheek	L/L	OF	6-1	180	Jr.	Orlando, Fla. (Dr. Phillips)
50	Tyler Wardwell	S/R	INF	6-2	185	So.	Cincinnati, Ohio (La Salle)

COACHES

14	Chris Pollard	Head Coach	Davidson ('96)
12	Josh Jordan	Associate Head Coach // Recruiting Coordinator	Catawba ('02)
11	Jason Stein	Assistant Coach // Hitting Coach	Eastern Kentucky ('97)
39	Dusty Blake	Assistant Coach // Pitching Coach	Appalachian State ('03)



TV

ROSTER




1
ETHAN MURRAY
RHP/INF • Fr. • Crozet, Va.



2
COOPER STINSON
RHP • Fr. • Norcross, Ga.



3
CHRIS CRABTREE
INF • So. • Bahama, N.C.



4
WIL HOYLE
INF • So. • Durham, N.C.



5
JAKE SWARTZ
OF • Fr. • Florence, S.C.



6
JIMMY LOPER
RHP • Fr. • Chesapeake, Va.



7
CHRIS DUTRA
C • Jr. • New Rochelle, N.Y.



8
THOMAS GIRARD
RHP • So. • Simsbury, Conn.




9
DAMON LUX
OF • Fr. • Shelbyville, Ind.



10
MATT STINEBISER
C • Fr. • Northville, Mich.



13
OLIVER MCCARTHY
LHP • Fr. • Brooklyn, N.Y.



15
KENNIE TAYLOR
OF • Sr. • Tampa, Fla.



16
AARON BEASLEY
LHP/INF • Fr. • Durham, N.C.



17
MATT DOCKMAN
LHP • So. • Hilliard, Ohio



18
AARON THERIEN
LHP • Sr. • Durham, N.C.



19
AL PESTO
RHP • Sr. • Savannah, Ga.



20
MATT MERVIS
INF/RHP • Jr. • Potomac, Md.



22
JAKE TOPOLSKI
INF • Fr. • Medford, N.J.



23
KYLE GALLAGHER
OF • Gr. • Endwell, N.Y.



25
ELI HERRICK
RHP • Jr. • Auburn, Wash.



26
RUDY MAXWELL
C • Fr. • Brentwood, Tenn.



27
BILL CHILLARI
LHP • Jr. • Newport, N.J.



28
BYRCE JARVIS
RHP/INF • So. • Franklin, Tenn.



29
COLEMAN WILLIAMS
RHP • Jr. • Atlanta, Ga.



30
KYLE SALLEY
LHP/OF • So. • Flossmoor, Ill.



31
GRAEME STINSON
LHP • Jr. • Norcross, Ga.



32
JACK CAREY
RHP • Fr. • Summit, N.J.



33
ADAM LASKEY
LHP • Jr. • Barrington, N.J.



34
STEVE MANN
OF • So. • Farmington Hills, Mich.



35
BEN GROSS
RHP • Gr. • Cranbury, N.J.



36
JOEY LOPERFIDO
INF • So. • Haddonfield, N.J.



37
JOSH NIFONG
RHP • So. • High Point, N.C.



38
MICHAEL ROTHENBERG
C • So. • Boca Raton, Fla.



40
RJ SCHRECK
OF • Fr. • Los Angeles, Calif.



41
HUNTER DAVIS
RHP • Sr. • Atlanta, Ga.



42
ERIKSON NICHOLS
INF • Jr. • Oradell, N.J.



43
CHASE CHEEK
OF • Jr. • Orlando, Fla.



50
TYLER WARDWELL
INF • So. • Cincinnati, Ohio



MAJOR LEAGUE History

MLB DRAFT SELECTIONS

denotes player returned to Duke | ! denotes January secondary draft

Year	Name	Pos.	Organization	Rd.	Overall	Year	Name	Pos.	Organization	Rd.	Overall
2018	Griffin Conine	OF	Toronto Blue Jays	2nd	52	1994	Sean McNally	3B	Kansas City Royals	16th	443
2018	Jimmy Herron	OF	Chicago Cubs	3rd	98	1994	Scott Pinoni	1B	Kansas City Royals	20th	555
2018	Chris Proctor	C	Detroit Tigers	13th	375	1992	Mike Kotarski	LHP	Colorado Rockies	20th	571
2018	Zack Kone	SS	Pittsburgh Pirates	13th	384	1992	Quinton McCracken	2B	Colorado Rockies	25th	771
2018	Ethan DeCaster	RHP	Detroit Tigers	18th	525	1991	John Courtright	LHP	Cincinnati Reds	8th	224
2018	Jack Labosky	RHP	Tampa Bay Rays	22nd	660	1990	Tim Rumer	LHP	New York Yankees	8th	213
2018	Mitch Stallings	LHP	Atlanta Braves	30th	892	1990	Tim Roberts	LHP	Seattle Mariners	75th	1,445
2017	Justin Bellinger	1B	Cincinnati Reds	22nd	647	1989	Mike Trombley	RHP	Minnesota Twins	14th	371
2017	James Ziemba	LHP	Los Angeles Angels	22nd	655	1988	John Furch	1B	Chicago White Sox	23rd	587
2017	Jimmy Herron #	OF	New York Yankees	31st	932	1984	Ron Bianco	2B	Chicago Cubs	24th	599
2016	Bailey Clark	RHP	Chicago Cubs	5th	164	1984	Tommy Decker	C	Cleveland Indians	41st	812
2016	James Ziemba #	LHP	Philadelphia Phillies	37th	1,097	1983	Todd Lamb	RHP	Atlanta Braves	10th	256
2016	Brian McAfee	RHP	Tampa Bay Rays	38th	1,140	1982	Tom Brassil	SS	San Diego Padres	6th	135
2015	Michael Matuella	RHP	Texas Rangers	3rd	78	1981	Tom Brassil #	SS	Detroit Tigers	15th	380
2015	Sarkis Ohanian	RHP	Cincinnati Reds	9th	265	1980	Kevin Rigby	2B	Atlanta Braves	14th	341
2015	Kenny Koplove	RHP	Philadelphia Phillies	17th	504	1979	Larry Doby	OF	Chicago White Sox	34th	811
2015	Andrew Istler	RHP	Los Angeles Dodgers	23rd	702	1976	Steve Kesses !	OF	New York Mets	1st	16
2015	James Marvel	RHP	Pittsburgh Pirates	36th	1,087	1972	Brian Bochow	SS	Pittsburgh Pirates	32nd	699
2014	Drew Van Orden	RHP	Washington Nationals	5th	154	1971	Alan Schwartz	P	Cincinnati Reds	3rd	5
2014	Jordan Betts	3B	Boston Red Sox	18th	554						
2014	Robert Huber	RHP	Oakland Athletics	26th	792						
2012	Marcus Stroman	RHP	Toronto Blue Jays	1st	22						
2011	Dennis O'Grady	RHP	San Diego Padres	34th	1,043						
2010	Jake Lemmerman	SS	Los Angeles Dodgers	5th	172						
2010	Chris Manno	LHP	Washington Nationals	26th	776						
2010	Jeremy Gould	LHP	New York Mets	28th	842						
2010	Michael Ness	RHP	Houston Astros	33rd	993						
2009	Nate Freiman	1B	San Diego Padres	8th	234						
2009	Andrew Wolcott	RHP	Arizona Diamondbacks	17th	516						
2009	Matt Williams	C	Chicago Cubs	18th	560						
2009	Alex Hassan	RHP/OF	Boston Red Sox	20th	618						
2009	Chris Manno #	LHP	Washington Nationals	38th	1,132						
2009	Tim Sherlock	OF	Arizona Diamondbacks	40th	1,206						
2009	Michael Ness #	RHP	San Francisco Giants	47th	1,407						
2008	Nate Freiman #	1B	Texas Rangers	28th	843						
2007	Jimmy Gallagher	OF	Chicago White Sox	7th	239						
2007	Brett Bartles	INF	Cincinnati Reds	30th	919						
2007	Tony Bajoczyk	RHP	Boston Red Sox	34th	1,041						
2004	Tim Layden	LHP/INF	Chicago Cubs	6th	186						
2004	Zach Schreiber	RHP	Atlanta Braves	16th	491						
2003	Brian Patrick	OF	Toronto Blue Jays	25th	740						
2002	Larry Broadway	1B	Montreal Expos	3rd	77						
2002	Kevin Kelly	INF	San Francisco Giants	5th	157						
2001	J.D. Alleva	INF	Kansas City Royals	24th	715						
1999	Vaughn Schill	SS	Seattle Mariners	4th	125						
1999	Chris Capuano	LHP	Arizona Diamondbacks	8th	238						
1999	Stephen Cowie	RHP	Seattle Mariners	9th	287						
1998	Jeff Becker	INF	Milwaukee Brewers	20th	596						
1998	Gregg Maluchinuk	C	Atlanta Braves	20th	611						
1997	Richard Dishman	RHP	Atlanta Braves	23rd	712						
1996	Scott Schoeneweis	LHP	California Angels	3rd	85						
1996	David Darwin	LHP	Detroit Tigers	26th	761						
1996	Richard Dishman #	RHP	San Francisco Giants	46th	1,345						
1996	Mike King	OF	Tampa Bay Devil Rays	62nd	1,613						
1995	Ray Farmer	OF	Seattle Mariners	61st	1,522						
1994	Ryan Jackson	LHP/OF	Florida Marlins	7th	180						

DRAFT PICKS BY POSITION

POSITION	#
RHP	24
LHP	14
C	5
1B	6
2B	3
3B	4
SS	7
OF	12

DRAFT PICKS BY ROUND

ROUND	#
1-5	13
6-10	11
11-15	5
16-20	11
21-25	10
26-30	7
31-35	6
36-40	5

DRAFT PICKS BY ORGANIZATION

AMERICAN LEAGUE		NATIONAL LEAGUE	
ORGANIZATION	#	ORGANIZATION	#
Baltimore Orioles	0	Arizona Diamondbacks	3
Boston Red Sox	3	Atlanta Braves	6
Chicago White Sox	3	Chicago Cubs	5
Cleveland Indians	1	Cincinnati Reds	5
Detroit Tigers	4	Colorado Rockies	2
Houston Astros	1	Los Angeles Dodgers	2
Kansas City Royals	3	Miami Marlins	1
Los Angeles Angels	2	Milwaukee Brewers	1
Minnesota Twins	1	New York Mets	2
New York Yankees	2	Philadelphia Phillies	2
Oakland Athletics	1	Pittsburgh Pirates	3
Seattle Mariners	4	San Diego Padres	3
Tampa Bay Rays	3	San Francisco Giants	3
Texas Rangers	2	St. Louis Cardinals	0
Toronto Blue Jays	3	Washington Nationals	3



**2019 Duke Baseball
Overall Statistics for Duke (as of May 13, 2019)
(All games Sorted by Batting avg)**



Record: 29-21 Home: 18-14 Away: 9-6 Neutral: 2-1 Conference: 14-13

Player	avg	gp-gs	ab	r	h	2b	3b	hr	rbi	tb	slg%	bb	hp	so	gdp	ob%	sf	sh	sb-att	po	a	e	fld%	
15 Kennie Taylor	.346	49-49	211	43	73	18	5	6	39	119	.564	14	11	38	4	.414	1	0	10-11	117	0	1	.992	
1 Ethan Murray	.328	50-50	174	43	57	8	2	5	35	84	.483	25	3	42	0	.413	4	3	6-7	82	101	7	.963	
20 Matt Mervis	.305	42-36	141	26	43	5	1	6	28	68	.482	14	7	29	0	.386	4	1	2-2	87	26	6	.950	
43 Chase Cheek	.293	48-48	181	35	53	11	3	1	24	73	.403	23	3	35	2	.380	1	2	20-23	108	1	2	.982	
42 Erikson Nichols	.259	50-50	193	20	50	8	0	1	29	61	.316	15	6	53	2	.327	3	3	2-3	44	74	6	.952	
38 Michael Rothenberg	.256	50-48	172	29	44	8	0	7	39	73	.424	25	8	34	1	.372	2	3	2-2	385	38	8	.981	
26 Rudy Maxwell	.254	40-36	142	24	36	9	3	2	16	57	.401	11	8	31	6	.342	0	1	4-4	78	6	1	.988	
3 Chris Crabtree	.253	45-41	158	27	40	11	1	3	26	62	.392	24	5	56	2	.361	4	0	6-7	253	21	10	.965	
23 Kyle Gallagher	.238	50-44	172	29	41	6	1	6	22	67	.390	20	0	52	3	.313	3	0	1-1	64	4	1	.986	

36 Joey Loperfido	.278	27-27	108	20	30	5	1	4	16	49	.454	14	3	27	1	.373	1	0	7-9	49	45	2	.979	
10 Matt Stinebiser	.267	16-1	15	0	4	1	0	0	2	5	.333	0	0	6	0	.267	0	1	0-0	21	3	0	1.000	
40 RJ Schreck	.156	20-9	32	0	5	2	0	0	3	7	.219	8	1	9	0	.341	0	1	0-1	20	0	1	.952	
4 Wil Hoyle	.125	19-2	16	5	2	0	0	0	0	2	.125	2	1	9	0	.263	0	1	0-0	6	7	1	.929	
50 Tyler Wardwell	.100	13-7	20	7	2	1	0	0	0	3	.150	10	1	8	0	.419	0	0	1-2	11	15	5	.839	
34 Steve Mann	.100	10-0	10	1	1	0	0	0	0	1	.100	1	0	6	0	.182	0	0	0-0	1	0	0	1.000	
9 Damon Lux	.000	10-0	7	0	0	0	0	0	0	0	.000	1	0	3	0	.125	0	0	0-0	2	0	0	1.000	
18 Aaron Therien	.000	2-0	2	0	0	0	0	0	0	0	.000	0	0	0	1	.000	0	0	0-0	0	0	0	.000	
35 Ben Gross	.000	1-1	0	0	0	0	0	0	0	0	.000	0	0	0	0	.000	0	0	0-0	5	6	1	.917	
27 Bill Chillari	.000	1-1	0	0	0	0	0	0	0	0	.000	0	0	0	0	.000	0	0	0-0	2	8	4	.714	
8 Thomas Girard	.000	1-0	0	0	0	0	0	0	0	0	.000	0	0	0	0	.000	0	1	0-0	0	3	0	1.000	
Totals	.274	50	1754	309	481	93	17	41	279	731	.417	207	57	438	22	.365	23	17	61-72	1350	392	62	.966	
Opponents	.242	50	1695	256	411	74	5	35	218	600	.354	232	53	499	19	.348	21	23	62-85	1320	448	63	.966	

LOB - Team (429), Opp (419). DPs turned - Team (28), Opp (29). CI - Team (1), Rothenberg 1. IBB - Team (4), Crabtree, C. 1, Cheek, C. 1, Maxwell, R. 1, Rothenberg 1, Opp (3). Picked off - Murray, E. 3, Crabtree, C. 2, Loperfido, J 2, Gallagher, K 1.

(All games Sorted by Earned run avg)

Player	era	w-l	app	gs	cg	sho	sv	ip	h	r	er	bb	so	2b	3b	hr	b/avg	wp	hp	bk	sfa	sha
35 Ben Gross	4.08	6-4	16	9	0	0/2	0	53.0	37	24	24	24	59	11	2	2	.202	2	5	0	4	3
28 Bryce Jarvis	4.53	4-0	14	8	0	0/1	1	53.2	50	32	27	28	63	14	0	7	.240	10	3	0	3	0
27 Bill Chillari	5.09	2-3	16	13	0	0/1	0	58.1	63	41	33	23	42	12	0	7	.275	2	7	1	4	4
2 Cooper Stinson	5.33	1-3	16	12	0	0/1	1	50.2	53	36	30	39	73	5	1	4	.270	11	5	0	0	2

19 Al Pesto	0.00	0-0	4	0	0	0/0	0	6.0	5	0	0	2	7	1	0	0	.217	2	2	0	0	0
8 Thomas Girard	1.46	1-4	22	0	0	0/3	8	37.0	20	6	6	13	48	3	0	3	.160	2	4	0	0	2
41 Hunter Davis	1.47	1-2	19	0	0	0/2	2	36.2	22	10	6	23	39	2	0	1	.175	2	3	0	3	4
20 Matt Mervis	3.00	1-0	5	0	0	0/0	0	6.0	11	5	2	3	6	2	0	0	.393	3	0	0	2	0
17 Matt Dockman	4.18	4-1	16	0	0	0/2	0	28.0	30	15	13	5	28	4	0	3	.273	1	1	2	0	0
25 Eli Herrick	4.54	2-1	23	0	0	0/1	1	33.2	30	22	17	14	45	5	1	4	.240	5	7	0	1	4
31 Graeme Stinson	4.58	2-2	5	5	0	0/2	0	19.2	12	10	10	9	26	4	0	0	.167	4	4	0	0	0
32 Jack Carey	4.94	3-1	17	0	0	0/1	1	31.0	31	21	17	15	26	2	0	2	.261	9	7	0	2	2
30 Kyle Salley	5.11	1-0	11	0	0	0/0	0	12.1	14	13	7	10	14	4	0	1	.264	1	0	0	0	1
33 Adam Laskey	6.00	1-0	6	3	0	0/0	0	12.0	13	9	8	13	10	2	0	0	.277	5	3	0	0	0
16 Aaron Beasley	6.35	0-0	9	0	0	0/0	0	11.1	17	10	8	10	12	3	0	1	.370	1	2	0	2	1
37 Josh Nifong	27.00	0-0	1	0	0	0/0	0	0.2	3	2	2	1	1	0	1	0	.600	0	0	0	0	0
Totals	4.20	29-21	50	50	0	5/5	14	450.0	411	256	210	232	499	74	5	35	.242	60	53	3	21	23
Opponents	5.52	21-29	50	50	0	2/2	7	440.0	481	309	270	207	438	93	17	41	.274	53	57	7	23	17

PB - Team (11), Rothenberg 6, Maxwell, R. 5, Opp (14). Pickoffs - Team (11), Dockman, M. 4, Beasley, A. 2, Stinson, G. 2, Jarvis, B 1, Chillari, B. 1, Davis, H. 1, Opp (8). SBA/ATT - Rothenberg (51-68), Stinson, C. (14-18), Maxwell, R. (10-13), Jarvis, B (9-12), Girard, T. (7-11), Gross, B. (6-8), Beasley, A. (4-6), Dockman, M. (5-6), Herrick, E. (2-5), Davis, H. (2-4), Carey, J. (3-4), Chillari, B. (3-4), Stinson, G. (3-3), Laskey, A. (2-2), Salley, K. (1-1), Pesto, A. (1-1).



2019 Duke Baseball
Individual Season/Career Summary for Duke (as of May 13, 2019)
(All games Sorted by Batting avg)



Record: 29-21 Home: 18-14 Away: 9-6 Neutral: 2-1 Conference: 14-13

Player	SEASON													CAREER												
	Avg	G-GS	AB	R	H	2B	3B	HR	RBI	BB	Hbp	SO	Sb-Att	Avg	G-GS	AB	R	H	2B	3B	HR	RBI	BB	Hbp	SO	Sb-Att
15 Kennie Taylor	.346	49-49	211	43	73	18	5	6	39	14	11	38	10-11	.311	172-152	579	113	180	44	11	15	98	35	31	120	22-26
1 Ethan Murray	.328	50-50	174	43	57	8	2	5	35	25	3	42	6-7	.328	50-50	174	43	57	8	2	5	35	25	3	42	6-7
20 Matt Mervis	.305	42-36	141	26	43	5	1	6	28	14	7	29	2-2	.305	50-38	151	29	46	7	1	6	29	16	7	33	3-3
43 Chase Cheek	.293	48-48	181	35	53	11	3	1	24	23	3	35	20-23	.264	109-56	242	48	64	14	3	1	28	28	3	60	24-28
42 Erikson Nichols	.259	50-50	193	20	50	8	0	1	29	15	6	53	2-3	.249	125-71	297	35	74	13	0	1	38	18	8	86	4-5
38 Michael Rothenberg	.256	50-48	172	29	44	8	0	7	39	25	8	34	2-2	.255	84-75	263	47	67	12	1	9	56	35	17	57	4-4
26 Rudy Maxwell	.254	40-36	142	24	36	9	3	2	16	11	8	31	4-4	.254	40-36	142	24	36	9	3	2	16	11	8	31	4-4
3 Chris Crabtree	.253	45-41	158	27	40	11	1	3	26	24	5	56	6-7	.290	65-47	193	36	56	16	1	5	37	30	6	61	6-8
23 Kyle Gallagher	.238	50-44	172	29	41	6	1	6	22	20	0	52	1-1	.238	50-44	172	29	41	6	1	6	22	20	0	52	1-1

36 Joey Loperfido	.278	27-27	108	20	30	5	1	4	16	14	3	27	7-9	.303	90-90	327	65	99	16	4	10	59	42	13	82	23-31
10 Matt Stinebiser	.267	16-1	15	0	4	1	0	0	2	0	0	6	0-0	.267	16-1	15	0	4	1	0	0	2	0	0	6	0-0
40 RJ Schreck	.156	20-9	32	0	5	2	0	0	3	8	1	9	0-1	.156	20-9	32	0	5	2	0	0	3	8	1	9	0-1
4 Wil Hoyle	.125	19-2	16	5	2	0	0	0	0	2	1	9	0-0	.125	19-2	16	5	2	0	0	0	0	2	1	9	0-0
50 Tyler Wardwell	.100	13-7	20	7	2	1	0	0	0	10	1	8	1-2	.158	24-10	38	9	6	2	0	0	3	13	2	15	1-2
34 Steve Mann	.100	10-0	10	1	1	0	0	0	0	1	0	6	0-0	.156	28-2	32	7	5	0	0	0	1	6	3	17	0-0
9 Damon Lux	.000	10-0	7	0	0	0	0	0	0	1	0	3	0-0	.000	10-0	7	0	0	0	0	0	0	1	0	3	0-0
18 Aaron Therien	.000	2-0	2	0	0	0	0	0	0	0	0	0	0-0	.250	5-0	4	1	1	0	0	1	2	1	0	0	0-0
35 Ben Gross	.000	1-1	0	0	0	0	0	0	0	0	0	0	0-0	.000	1-1	0	0	0	0	0	0	0	0	0	0	0-0
27 Bill Chillari	.000	1-1	0	0	0	0	0	0	0	0	0	0	0-0	.000	1-1	0	0	0	0	0	0	0	0	0	0	0-0
8 Thomas Girard	.000	1-0	0	0	0	0	0	0	0	0	0	0	0-0	.000	2-0	0	0	0	0	0	0	0	1	0	0	0-0
Totals	.274	50-50	1754	309	481	93	17	41	279	207	57	438	61-72													
Opponents	.242	50-50	1695	256	411	74	5	35	218	232	53	499	62-85													

(All games Sorted by Earned run avg)

Player	SEASON													CAREER												
	ERA	W-L	App	GS	CG	Sho	Sv	IP	H	R	ER	BB	SO	ERA	W-L	App	GS	CG	Sho	Sv	IP	H	R	ER	BB	SO
35 Ben Gross	4.08	6-4	16	9	0	0	0	53.0	37	24	24	24	59	4.08	6-4	16	9	0	0	0	53.0	37	24	24	24	59
28 Bryce Jarvis	4.53	4-0	14	8	0	0	1	53.2	50	32	27	28	63	3.55	9-1	39	13	0	0	2	101.1	73	46	40	50	130
27 Bill Chillari	5.09	2-3	16	13	0	0	0	58.1	63	41	33	23	42	5.08	8-5	47	20	0	0	0	108.0	107	71	61	42	90
2 Cooper Stinson	5.33	1-3	16	12	0	0	1	50.2	53	36	30	39	73	5.33	1-3	16	12	0	0	1	50.2	53	36	30	39	73

19 Al Pesto	0.00	0-0	4	0	0	0	0	6.0	5	0	0	2	7	1.40	2-0	19	0	0	0	0	25.2	17	6	4	8	28
8 Thomas Girard	1.46	1-4	22	0	0	0	8	37.0	20	6	6	13	48	2.25	1-4	30	0	0	0	8	48.0	32	12	12	16	58
41 Hunter Davis	1.47	1-2	19	0	0	0	2	36.2	22	10	6	23	39	2.91	3-3	51	2	0	0	2	86.2	70	38	28	59	80
20 Matt Mervis	3.00	1-0	5	0	0	0	0	6.0	11	5	2	3	6	5.93	6-2	46	1	0	0	0	54.2	57	44	36	31	48
17 Matt Dockman	4.18	4-1	16	0	0	0	0	28.0	30	15	13	5	28	3.21	4-2	40	1	0	0	0	53.1	56	22	19	14	49
25 Eli Herrick	4.54	2-1	23	0	0	0	1	33.2	30	22	17	14	45	4.54	2-1	23	0	0	0	1	33.2	30	22	17	14	45
31 Graeme Stinson	4.58	2-2	5	5	0	0	0	19.2	12	10	10	9	26	3.60	10-4	40	18	0	0	0	110.0	79	48	44	40	169
32 Jack Carey	4.94	3-1	17	0	0	0	1	31.0	31	21	17	15	26	4.94	3-1	17	0	0	0	1	31.0	31	21	17	15	26
30 Kyle Salley	5.11	1-0	11	0	0	0	0	12.1	14	13	7	10	14	5.11	1-0	11	0	0	0	0	12.1	14	13	7	10	14
33 Adam Laskey	6.00	1-0	6	3	0	0	0	12.0	13	9	8	13	10	6.04	11-9	38	32	0	0	0	143.0	174	104	96	75	119
16 Aaron Beasley	6.35	0-0	9	0	0	0	0	11.1	17	10	8	10	12	6.35	0-0	9	0	0	0	0	11.1	17	10	8	10	12
37 Josh Nifong	27.00	0-0	1	0	0	0	0	0.2	3	2	2	1	1	15.43	0-0	6	0	0	0	0	4.2	9	10	8	11	5
Totals	4.20	29-21	50	50	0	5	14	450.0	411	256	210	232	499													
Opponents	5.52	21-29	50	50	0	2	7	440.0	481	309	270	207	438													



2019 Duke Baseball
Game Results for Duke (as of May 13, 2019)
(All games)



Date	Opponent	Score	Inns	Overall	Conference	Pitcher of record	Attend	Time
2/15/19	LEHIGH	w 7-0	9	1-0-0	0-0-0	Stinson, G. (W 1-0)	535	2:55
2/16/19	LEHIGH	w 8-1	9	2-0-0	0-0-0	Jarvis, B (W 1-0)	326	3:06
2/17/19	LEHIGH	w 4-3	9	3-0-0	0-0-0	Dockman, M. (W 1-0)	226	3:02
2/19/19	DAVIDSON	w 7-3	9	4-0-0	0-0-0	Chillari, B. (W 1-0)	141	3:08
2/23/19	NORTHWESTERN-1	w 5-4	(10)	5-0-0	0-0-0	Gross, B. (W 1-0)	358	3:58
2/23/19	NORTHWESTERN-2	w 23-8	9	6-0-0	0-0-0	Carey, J. (W 1-0)	358	3:54
2/24/19	NORTHWESTERN	L 3-5	9	6-1-0	0-0-0	Herrick, E. (L 0-1)	617	3:20
2/26/19	RICHMOND	w 5-2	9	7-1-0	0-0-0	Chillari, B. (W 2-0)	203	2:53
3/1/19	vs Penn State	w 14-0	9	8-1-0	0-0-0	Stinson, G. (W 2-0)	287	3:25
3/2/19	vs Penn State	L 7-8	9	8-2-0	0-0-0	Davis, H. (L 0-1)	289	2:49
3/3/19	vs Penn State	w 9-2	9	9-2-0	0-0-0	Gross, B. (W 2-0)	269	3:57
3/5/19	PENN	L 6-7	(11)	9-3-0	0-0-0	Girard, T. (L 0-1)	132	4:08
3/6/19	PENN	L 1-3	9	9-4-0	0-0-0	Dockman, M. (L 1-1)	143	3:00
*3/9/19	at Virginia	L 3-11	9	9-5-0	0-1-0	Stinson, G. (L 2-1)	2857	3:50
*3/10/19	at Virginia-1	w 2-1	9	10-5-0	1-1-0	Jarvis, B (W 2-0)	3047	3:04
*3/10/19	at Virginia-2	w 8-6	9	11-5-0	2-1-0	Mervis, M. (W 1-0)	3286	4:09
3/12/19	#14 EAST CAROLINA	w 7-2	9	12-5-0	2-1-0	Salley, K. (W 1-0)	1013	3:02
*3/15/19	#13 LOUISVILLE	L 3-8	9	12-6-0	2-2-0	Stinson, G. (L 2-2)	403	3:20
*3/16/19	#13 LOUISVILLE	L 1-2	9	12-7-0	2-3-0	Davis, H. (L 0-2)	712	2:45
*3/17/19	#13 LOUISVILLE	L 6-8	9	12-8-0	2-4-0	Gross, B. (L 2-1)	683	3:31
3/20/19	CAMPBELL	L 6-12	9	12-9-0	2-4-0	Stinson, C. (L 0-1)	236	3:46
*3/22/19	WAKE FOREST	w 16-2	9	13-9-0	3-4-0	Gross, B. (W 3-1)	511	3:29
*3/23/19	WAKE FOREST	L 8-9	9	13-10-0	3-5-0	Girard, T. (L 0-2)	853	3:38
*3/24/19	WAKE FOREST	L 4-5	(12)	13-11-0	3-6-0	Girard, T. (L 0-3)	704	4:55
3/26/19	at Davidson	w 7-2	9	14-11-0	3-6-0	Stinson, C. (W 1-1)	303	2:56
*3/29/19	at #9 North Carolina	L 0-1	9	14-12-0	3-7-0	Gross, B. (L 3-2)	2940	2:27
*3/30/19	at #9 North Carolina	L 7-8	9	14-13-0	3-8-0	Girard, T. (L 0-4)	4142	3:33
*3/31/19	at #9 North Carolina	L 6-16	9	14-14-0	3-9-0	Chillari, B. (L 2-1)	2723	3:58
4/3/19	at #11 East Carolina	L 1-6	9	14-15-0	3-9-0	Stinson, C. (L 1-2)	4744	3:07
*4/6/19	PITTSBURGH-1	w 2-0	9	15-15-0	4-9-0	Gross, B. (W 4-2)	-	2:52
*4/6/19	PITTSBURGH-2	w 6-5	9	16-15-0	5-9-0	Dockman, M. (W 2-1)	641	3:27
*4/7/19	PITTSBURGH	w 10-9	(10)	17-15-0	6-9-0	Herrick, E. (W 1-1)	355	3:56
4/9/19	at N.C. Central	w 7-5	9	18-15-0	6-9-0	Herrick, E. (W 2-1)	184	3:51
*4/12/19	VIRGINIA TECH	w 4-0	9	19-15-0	7-9-0	Gross, B. (W 5-2)	0	2:55
*4/13/19	VIRGINIA TECH	L 2-6	9	19-16-0	7-10-0	Chillari, B. (L 2-2)	513	3:14
*4/14/19	VIRGINIA TECH	w 9-5	9	20-16-0	8-10-0	Girard, T. (W 1-4)	621	3:34
4/16/19	#16 TEXAS TECH	w 13-6	9	21-16-0	8-10-0	Dockman, M. (W 3-1)	488	3:49
*4/19/19	at #16 Clemson	w 9-8	9	22-16-0	9-10-0	Dockman, M. (W 4-1)	4552	3:22
*4/20/19	at #16 Clemson	w 5-3	9	23-16-0	10-10-0	Carey, J. (W 2-0)	4906	2:55
*4/21/19	at #16 Clemson	w 9-8	9	24-16-0	11-10-0	Davis, H. (W 1-2)	4333	3:46
4/23/19	N.C. CENTRAL	w 6-2	9	25-16-0	11-10-0	Laskey, A. (W 1-0)	271	2:54
*4/26/19	at Boston College	L 0-5	9	25-17-0	11-11-0	Gross, B. (L 5-3)	124	2:43
*4/27/19	at Boston College-1	w 4-1	9	26-17-0	12-11-0	Carey, J. (W 3-0)	617	2:59
*4/27/19	at Boston College-2	w 8-0	9	27-17-0	13-11-0	Jarvis, B (W 3-0)	-	3:37
5/5/19	VCU-1	w 2-1	9	28-17-0	13-11-0	Gross, B. (W 6-3)	-	2:38
5/5/19	VCU-2	L 3-5	9	28-18-0	13-11-0	Carey, J. (L 3-1)	737	3:16
5/8/19	LIBERTY	L 3-9	9	28-19-0	13-11-0	Stinson, C. (L 1-3)	413	3:33
*5/10/19	#7 GEORGIA TECH	L 10-14	9	28-20-0	13-12-0	Gross, B. (L 6-4)	987	3:31
*5/11/19	#7 GEORGIA TECH	L 3-15	9	28-21-0	13-13-0	Chillari, B. (L 2-3)	703	3:14
*5/12/19	#7 GEORGIA TECH	w 10-4	9	29-21-0	14-13-0	Jarvis, B (W 4-0)	517	2:53

() extra inning game



**2019 Duke Baseball
Games Summary for Duke (as of May 13, 2019)
(All games)**



Score by innings	1	2	3	4	5	6	7	8	9	EX	Total
Duke	39	20	45	46	37	21	53	36	10	2	309
Opponents	31	16	32	33	43	29	36	20	14	2	256

Record when ...

Overall	29-21	After 6 leading	22-3
Conference	14-13 trailing	4-12
Non-Conference	15-8 tied	3-6
Home games	18-14	After 7 leading	24-0
Away games	9-6 trailing	3-14
Neutral site	2-1 tied	2-7
Day games	22-14	After 8 leading	25-0
Night games	7-7 trailing	1-17
vs Left starter	5-9 tied	3-4
vs Right starter	24-12		
1-Run games	8-7	Hit 0 home runs	13-12
2-Run games	4-4	... 1 home run	8-8
5+Run games	11-8	... 2+ home runs	8-1
Extra innings	2-2		
Shutouts	5-2	Opponent 0 home runs	20-9
	 1 home run	6-5
Scoring 0-2 runs	3-6 2+ HRs	3-7
..... 3-5 runs	6-7		
..... 6-9 runs	14-7	Made 0 errors	7-4
..... 10+ runs	6-1 1 error	16-8
	 2+ errors	6-9
Opponent 0-2 runs	15-2		
..... 3-5 runs	8-5	Opp. made 0 errors	5-5
..... 6-9 runs	6-9 1 error	11-12
..... 10+ runs	0-5 2+ errors	13-4
Scored in 1st inning	14-6	Out-hit opponent	24-4
Opp. scored in 1st	7-11	Out-hit by opponent	5-14
Scores first	20-4	Hits are tied	0-3
Opp. scores first	9-17		

Record when team scores:

Runs	0	1	2	3	4	5	6	7	8	9	10+
W-L	0-2	0-3	3-1	0-6	3-1	3-0	2-4	5-2	3-1	4-0	6-1

Record when opponent scores:

Runs	0	1	2	3	4	5	6	7	8	9	10+
W-L	5-0	4-1	6-1	3-1	2-0	3-4	2-2	0-1	3-4	1-2	0-5

Record when leading after:

Inn.	1	2	3	4	5	6	7	8
W-L	12-4	17-3	20-4	23-4	23-4	22-3	24-0	25-0

Record when trailing after:

Inn.	1	2	3	4	5	6	7	8
W-L	5-9	4-12	6-14	4-13	4-14	4-12	3-14	1-17

Record when tied after:

Inn.	1	2	3	4	5	6	7	8
W-L	12-8	8-6	3-3	2-4	2-3	3-6	2-7	3-4

Current winning streak: 1
 Longest winning streak: 6
 Longest losing streak: 4

Home attendance : 14400 (30 dates avg = 480)
 Away attendance : 39603 (17 dates avg = 2329)
 Total attendance: 54003 (47 dates avg = 1149)



**2019 Duke Baseball
Miscellaneous Stats for Duke (as of May 13, 2019)
(All games)**



Multiple Hit Games	2	3	4	5+	Total
15 Kennie Taylor	13	8	1	-	22
1 Ethan Murray	12	3	1	-	16
43 Chase Cheek	11	2	1	-	14
42 Erikson Nichols	10	2	-	-	12
3 Chris Crabtree	9	3	-	-	12
23 Kyle Gallagher	11	1	-	-	12
20 Matt Mervis	6	3	1	-	10
38 Michael Rothenberg	7	3	-	-	10
36 Joey Loperfido	8	-	1	-	9
26 Rudy Maxwell	4	3	-	-	7
TEAM	91	28	5	0	124

Multiple RBI Games	2	3	4	5+	Total
38 Michael Rothenberg	5	2	3	-	10
42 Erikson Nichols	9	-	-	-	9
15 Kennie Taylor	4	3	1	1	9
1 Ethan Murray	5	1	2	-	8
20 Matt Mervis	3	1	2	-	6
43 Chase Cheek	4	1	-	-	5
3 Chris Crabtree	2	2	1	-	5
23 Kyle Gallagher	3	2	-	-	5
36 Joey Loperfido	4	-	-	-	4
26 Rudy Maxwell	1	-	1	-	2
40 RJ Schreck	1	-	-	-	1
10 Matt Stinebiser	1	-	-	-	1
TEAM	42	12	10	1	65

Hitting Streaks	Longest	Current
42 Erikson Nichols	15	2
26 Rudy Maxwell	15	-
1 Ethan Murray	13	5
43 Chase Cheek	9	3
15 Kennie Taylor	8	8
20 Matt Mervis	8	3
36 Joey Loperfido	7	7
38 Michael Rothenberg	5	3
3 Chris Crabtree	5	-
23 Kyle Gallagher	4	-
4 Wil Hoyle	1	-
40 RJ Schreck	1	1
10 Matt Stinebiser	1	1
50 Tyler Wardwell	1	-
34 Steve Mann	1	1

Reached Base Streaks	Longest	Current
43 Chase Cheek	24	3
42 Erikson Nichols	24	2
26 Rudy Maxwell	18	-
15 Kennie Taylor	18	8
38 Michael Rothenberg	15	7
20 Matt Mervis	13	3
1 Ethan Murray	13	7
3 Chris Crabtree	11	-
23 Kyle Gallagher	10	6
36 Joey Loperfido	8	8
50 Tyler Wardwell	5	-
40 RJ Schreck	4	1
4 Wil Hoyle	1	-
9 Damon Lux	1	-
34 Steve Mann	1	1
10 Matt Stinebiser	1	1



Individual Career History vs Liberty



Aaron Beasley

Year	avg	gp-gs	ab	r	h	2b	3b	hr	rbi	tb	slg%	bb	hbp	so	gdp	ob%	sf	sh	sb-att	po	a	e	fld%
2019	.000	0-0	0	0	0	0	0	0	0	0	.000	0	0	0	0	.000	0	0	0-0	0	2	0	1.000
TOTAL	.000	0-0	0	0	0	0	0	0	0	0	.000	0	0	0	0	.000	0	0	0-0	0	2	0	1.000

Year	era	w-l	app	gs	cg	sho	sv	ip	h	r	er	bb	so	2b	3b	hr	bf	bavg	wp	hbp	bk	sfa	sha
2019	13.50	0-0	1	0	0	0/0	0	2.0	4	3	3	1	1	1	0	0	10	.571	0	0	0	1	1
TOTAL	13.50	0-0	1	0	0	0/0	0	2.0	4	3	3	1	1	1	0	0	10	.571	0	0	0	1	1

Jack Carey

Year	avg	gp-gs	ab	r	h	2b	3b	hr	rbi	tb	slg%	bb	hbp	so	gdp	ob%	sf	sh	sb-att	po	a	e	fld%
2019	.000	0-0	0	0	0	0	0	0	0	0	.000	0	0	0	0	.000	0	0	0-0	0	2	0	1.000
TOTAL	.000	0-0	0	0	0	0	0	0	0	0	.000	0	0	0	0	.000	0	0	0-0	0	2	0	1.000

Year	era	w-l	app	gs	cg	sho	sv	ip	h	r	er	bb	so	2b	3b	hr	bf	bavg	wp	hbp	bk	sfa	sha
2019	0.00	0-0	1	0	0	0/0	0	2.0	0	0	0	0	1	0	0	0	7	.000	1	1	0	1	0
TOTAL	0.00	0-0	1	0	0	0/0	0	2.0	0	0	0	0	1	0	0	0	7	.000	1	1	0	1	0

Chase Cheek

Year	avg	gp-gs	ab	r	h	2b	3b	hr	rbi	tb	slg%	bb	hbp	so	gdp	ob%	sf	sh	sb-att	po	a	e	fld%
2017	.000	1-0	0	0	0	0	0	0	0	0	.000	0	0	0	0	.000	0	0	0-0	0	0	0	.000
2019	.333	1-1	3	2	1	0	0	0	0	1	.333	1	0	0	0	.500	0	0	0-0	6	0	0	1.000
TOTAL	.333	2-1	3	2	1	0	0	0	0	1	.333	1	0	0	0	.500	0	0	0-0	6	0	0	1.000

Bill Chillari

Year	avg	gp-gs	ab	r	h	2b	3b	hr	rbi	tb	slg%	bb	hbp	so	gdp	ob%	sf	sh	sb-att	po	a	e	fld%
2018	.000	0-0	0	0	0	0	0	0	0	0	.000	0	0	0	0	.000	0	0	0-0	0	1	0	1.000
TOTAL	.000	0-0	0	0	0	0	0	0	0	0	.000	0	0	0	0	.000	0	0	0-0	0	1	0	1.000

Year	era	w-l	app	gs	cg	sho	sv	ip	h	r	er	bb	so	2b	3b	hr	bf	bavg	wp	hbp	bk	sfa	sha
2017	99.00	0-0	1	0	0	0/0	0	0.0	3	2	2	0	0	0	0	1	3	1.000	0	0	0	0	0
2018	0.00	1-0	1	1	0	0/0	0	4.0	1	0	0	0	5	0	0	0	12	.083	0	0	0	0	0
TOTAL	4.50	1-0	2	1	0	0/0	0	4.0	4	2	2	0	5	0	0	1	15	.267	0	0	0	0	0

Chris Crabtree

Year	avg	gp-gs	ab	r	h	2b	3b	hr	rbi	tb	slg%	bb	hbp	so	gdp	ob%	sf	sh	sb-att	po	a	e	fld%
2019	.000	1-0	0	0	0	0	0	0	0	0	.000	0	0	0	0	.000	0	0	0-0	0	0	0	.000
TOTAL	.000	1-0	0	0	0	0	0	0	0	0	.000	0	0	0	0	.000	0	0	0-0	0	0	0	.000



Individual Career History vs Liberty

Hunter Davis

Year	avg	gp-gs	ab	r	h	2b	3b	hr	rbi	tb	slg%	bb	hbp	so	gdp	ob%	sf	sh	sb-att	po	a	e	fld%
2016	.000	0-0	0	0	0	0	0	0	0	0	.000	0	0	0	0	.000	0	0	0-0	0	1	0	1.000
TOTAL	.000	0-0	0	0	0	0	0	0	0	0	.000	0	0	0	0	.000	0	0	0-0	0	1	0	1.000

Year	era	w-l	app	gs	cg	sho	sv	ip	h	r	er	bb	so	2b	3b	hr	bf	bavg	wp	hbp	bk	sfa	sha
2016	0.00	0-0	1	0	0	0/0	0	2.0	0	0	0	1	4	0	0	0	8	.000	0	1	0	0	1
TOTAL	0.00	0-0	1	0	0	0/0	0	2.0	0	0	0	1	4	0	0	0	8	.000	0	1	0	0	1

Matt Dockman

Year	avg	gp-gs	ab	r	h	2b	3b	hr	rbi	tb	slg%	bb	hbp	so	gdp	ob%	sf	sh	sb-att	po	a	e	fld%
------	-----	-------	----	---	---	----	----	----	-----	----	------	----	-----	----	-----	-----	----	----	--------	----	---	---	------

Chris Dutra

Year	avg	gp-gs	ab	r	h	2b	3b	hr	rbi	tb	slg%	bb	hbp	so	gdp	ob%	sf	sh	sb-att	po	a	e	fld%
2017	.000	1-0	0	0	0	0	0	0	0	0	.000	0	0	0	0	.000	0	0	0-0	2	0	0	1.000
TOTAL	.000	1-0	0	0	0	0	0	0	0	0	.000	0	0	0	0	.000	0	0	0-0	2	0	0	1.000

Kyle Gallagher

Year	avg	gp-gs	ab	r	h	2b	3b	hr	rbi	tb	slg%	bb	hbp	so	gdp	ob%	sf	sh	sb-att	po	a	e	fld%
2019	.000	1-1	3	0	0	0	0	0	0	0	.000	1	0	2	0	.250	0	0	0-0	3	0	0	1.000
TOTAL	.000	1-1	3	0	0	0	0	0	0	0	.000	1	0	2	0	.250	0	0	0-0	3	0	0	1.000

Thomas Girard

Year	avg	gp-gs	ab	r	h	2b	3b	hr	rbi	tb	slg%	bb	hbp	so	gdp	ob%	sf	sh	sb-att	po	a	e	fld%
------	-----	-------	----	---	---	----	----	----	-----	----	------	----	-----	----	-----	-----	----	----	--------	----	---	---	------

Ben Gross

Year	avg	gp-gs	ab	r	h	2b	3b	hr	rbi	tb	slg%	bb	hbp	so	gdp	ob%	sf	sh	sb-att	po	a	e	fld%
------	-----	-------	----	---	---	----	----	----	-----	----	------	----	-----	----	-----	-----	----	----	--------	----	---	---	------

Eli Herrick

Year	avg	gp-gs	ab	r	h	2b	3b	hr	rbi	tb	slg%	bb	hbp	so	gdp	ob%	sf	sh	sb-att	po	a	e	fld%
------	-----	-------	----	---	---	----	----	----	-----	----	------	----	-----	----	-----	-----	----	----	--------	----	---	---	------



Individual Career History vs Liberty

Wil Hoyle

Year	avg	gp-gs	ab	r	h	2b	3b	hr	rbi	tb	slg%	bb	hbp	so	gdp	ob%	sf	sh	sb-att	po	a	e	fld%
------	-----	-------	----	---	---	----	----	----	-----	----	------	----	-----	----	-----	-----	----	----	--------	----	---	---	------

Bryce Jarvis

Year	avg	gp-gs	ab	r	h	2b	3b	hr	rbi	tb	slg%	bb	hbp	so	gdp	ob%	sf	sh	sb-att	po	a	e	fld%
------	-----	-------	----	---	---	----	----	----	-----	----	------	----	-----	----	-----	-----	----	----	--------	----	---	---	------

Year	era	w-l	app	gs	cg	sho	sv	ip	h	r	er	bb	so	2b	3b	hr	bf	bavg	wp	hbp	bk	sfa	sha
2018	0.00	0-0	1	0	0	0/0	0	1.1	1	0	0	0	2	0	0	0	5	.200	0	0	0	0	0
TOTAL	0.00	0-0	1	0	0	0/0	0	1.1	1	0	0	0	2	0	0	0	5	.200	0	0	0	0	0

Cameron Kovachik

Year	avg	gp-gs	ab	r	h	2b	3b	hr	rbi	tb	slg%	bb	hbp	so	gdp	ob%	sf	sh	sb-att	po	a	e	fld%
------	-----	-------	----	---	---	----	----	----	-----	----	------	----	-----	----	-----	-----	----	----	--------	----	---	---	------

Adam Laskey

Year	avg	gp-gs	ab	r	h	2b	3b	hr	rbi	tb	slg%	bb	hbp	so	gdp	ob%	sf	sh	sb-att	po	a	e	fld%
------	-----	-------	----	---	---	----	----	----	-----	----	------	----	-----	----	-----	-----	----	----	--------	----	---	---	------

Jimmy Loper

Year	avg	gp-gs	ab	r	h	2b	3b	hr	rbi	tb	slg%	bb	hbp	so	gdp	ob%	sf	sh	sb-att	po	a	e	fld%
------	-----	-------	----	---	---	----	----	----	-----	----	------	----	-----	----	-----	-----	----	----	--------	----	---	---	------

Joey Loperfido

Year	avg	gp-gs	ab	r	h	2b	3b	hr	rbi	tb	slg%	bb	hbp	so	gdp	ob%	sf	sh	sb-att	po	a	e	fld%
2018	.333	1-1	3	1	1	1	0	0	0	2	.667	1	0	0	0	.500	0	0	0-1	7	0	0	1.000
2019	.400	1-1	5	0	2	1	0	0	0	3	.600	0	0	1	1	.400	0	0	0-0	2	0	0	1.000
TOTAL	.375	2-2	8	1	3	2	0	0	0	5	.625	1	0	1	1	.444	0	0	0-1	9	0	0	1.000

Damon Lux

Year	avg	gp-gs	ab	r	h	2b	3b	hr	rbi	tb	slg%	bb	hbp	so	gdp	ob%	sf	sh	sb-att	po	a	e	fld%
2019	.000	1-0	1	0	0	0	0	0	0	0	.000	0	0	1	0	.000	0	0	0-0	0	0	0	.000
TOTAL	.000	1-0	1	0	0	0	0	0	0	0	.000	0	0	1	0	.000	0	0	0-0	0	0	0	.000



Individual Career History vs Liberty

Steve Mann

Year	avg	gp-gs	ab	r	h	2b	3b	hr	rbi	tb	slg%	bb	hbp	so	gdp	ob%	sf	sh	sb-att	po	a	e	fld%
------	-----	-------	----	---	---	----	----	----	-----	----	------	----	-----	----	-----	-----	----	----	--------	----	---	---	------

Rudy Maxwell

Year	avg	gp-gs	ab	r	h	2b	3b	hr	rbi	tb	slg%	bb	hbp	so	gdp	ob%	sf	sh	sb-att	po	a	e	fld%
2019	.333	1-1	3	0	1	0	0	0	1	1	.333	0	1	1	0	.500	0	0	0-0	1	0	0	1.000
TOTAL	.333	1-1	3	0	1	0	0	0	1	1	.333	0	1	1	0	.500	0	0	0-0	1	0	0	1.000

Oliver McCarthy

Year	avg	gp-gs	ab	r	h	2b	3b	hr	rbi	tb	slg%	bb	hbp	so	gdp	ob%	sf	sh	sb-att	po	a	e	fld%
------	-----	-------	----	---	---	----	----	----	-----	----	------	----	-----	----	-----	-----	----	----	--------	----	---	---	------

Matt Mervis

Year	avg	gp-gs	ab	r	h	2b	3b	hr	rbi	tb	slg%	bb	hbp	so	gdp	ob%	sf	sh	sb-att	po	a	e	fld%
2019	.000	1-1	4	0	0	0	0	0	0	0	.000	0	0	1	0	.000	0	0	0-0	6	1	0	1.000
TOTAL	.000	1-1	4	0	0	0	0	0	0	0	.000	0	0	1	0	.000	0	0	0-0	6	1	0	1.000

Year	era	w-l	app	gs	cg	sho	sv	ip	h	r	er	bb	so	2b	3b	hr	bf	bavg	wp	hbp	bk	sfa	sha
2017	4.50	0-0	1	0	0	0/0	0	2.0	2	1	1	1	2	2	0	0	9	.250	0	0	0	0	0
2019	0.00	0-0	1	0	0	0/0	0	1.0	1	0	0	1	2	0	0	0	6	.200	1	0	0	0	0
TOTAL	3.00	0-0	2	0	0	0/0	0	3.0	3	1	1	2	4	2	0	0	15	.231	1	0	0	0	0

Ethan Murray

Year	avg	gp-gs	ab	r	h	2b	3b	hr	rbi	tb	slg%	bb	hbp	so	gdp	ob%	sf	sh	sb-att	po	a	e	fld%
2019	.500	1-1	4	1	2	0	0	1	1	5	1.250	0	0	1	0	.500	0	0	0-0	0	1	0	1.000
TOTAL	.500	1-1	4	1	2	0	0	1	1	5	1.250	0	0	1	0	.500	0	0	0-0	0	1	0	1.000

Erikson Nichols

Year	avg	gp-gs	ab	r	h	2b	3b	hr	rbi	tb	slg%	bb	hbp	so	gdp	ob%	sf	sh	sb-att	po	a	e	fld%
2017	.333	1-1	3	0	1	0	0	0	0	1	.333	0	0	2	0	.333	0	0	0-0	0	2	0	1.000
2018	.000	1-0	0	0	0	0	0	0	0	0	.000	0	0	0	0	.000	0	0	0-0	0	0	0	.000
2019	.250	1-1	4	0	1	0	0	0	1	1	.250	0	0	1	0	.250	0	0	0-0	0	1	0	1.000
TOTAL	.286	3-2	7	0	2	0	0	0	1	2	.286	0	0	3	0	.286	0	0	0-0	0	3	0	1.000

Josh Nifong

Year	avg	gp-gs	ab	r	h	2b	3b	hr	rbi	tb	slg%	bb	hbp	so	gdp	ob%	sf	sh	sb-att	po	a	e	fld%
------	-----	-------	----	---	---	----	----	----	-----	----	------	----	-----	----	-----	-----	----	----	--------	----	---	---	------



Individual Career History vs Liberty

Al Pesto

Year	avg	gp-gs	ab	r	h	2b	3b	hr	rbi	tb	slg%	bb	hbp	so	gdp	ob%	sf	sh	sb-att	po	a	e	fld%
2019	.000	0-0	0	0	0	0	0	0	0	0	.000	0	0	0	0	.000	0	0	0-0	0	1	0	1.000
TOTAL	.000	0-0	0	0	0	0	0	0	0	0	.000	0	0	0	0	.000	0	0	0-0	0	1	0	1.000

Year	era	w-l	app	gs	cg	sho	sv	ip	h	r	er	bb	so	2b	3b	hr	bf	bavg	wp	hbp	bk	sfa	sha
2016	0.00	0-0	1	0	0	0/0	0	0.2	0	2	0	2	0	0	0	0	4	.000	1	0	0	0	0
2019	0.00	0-0	1	0	0	0/0	0	1.0	1	0	0	0	0	0	0	0	4	.250	1	0	0	0	0
TOTAL	0.00	0-0	2	0	0	0/0	0	1.2	1	2	0	2	0	0	0	0	8	.167	2	0	0	0	0

Michael Rothenberg

Year	avg	gp-gs	ab	r	h	2b	3b	hr	rbi	tb	slg%	bb	hbp	so	gdp	ob%	sf	sh	sb-att	po	a	e	fld%
2019	.000	1-1	1	0	0	0	0	0	0	0	.000	3	0	0	0	.750	0	0	0-0	6	0	0	1.000
TOTAL	.000	1-1	1	0	0	0	0	0	0	0	.000	3	0	0	0	.750	0	0	0-0	6	0	0	1.000

Kyle Salley

Year	avg	gp-gs	ab	r	h	2b	3b	hr	rbi	tb	slg%	bb	hbp	so	gdp	ob%	sf	sh	sb-att	po	a	e	fld%
2019	6.75	0-0	1	0	0	0/0	0	1.1	3	1	1	4	1	1	0	0	11	.429	0	0	0	0	0
TOTAL	6.75	0-0	1	0	0	0/0	0	1.1	3	1	1	4	1	1	0	0	11	.429	0	0	0	0	0

RJ Schreck

Year	avg	gp-gs	ab	r	h	2b	3b	hr	rbi	tb	slg%	bb	hbp	so	gdp	ob%	sf	sh	sb-att	po	a	e	fld%
2019	.250	1-1	4	0	1	0	0	0	0	1	.250	0	0	1	0	.250	0	0	0-0	3	0	0	1.000
TOTAL	.250	1-1	4	0	1	0	0	0	0	1	.250	0	0	1	0	.250	0	0	0-0	3	0	0	1.000

Matt Stinebiser

Year	avg	gp-gs	ab	r	h	2b	3b	hr	rbi	tb	slg%	bb	hbp	so	gdp	ob%	sf	sh	sb-att	po	a	e	fld%
2019	.000	1-0	1	0	0	0	0	0	0	0	.000	0	0	1	0	.000	0	0	0-0	0	0	0	.000
TOTAL	.000	1-0	1	0	0	0	0	0	0	0	.000	0	0	1	0	.000	0	0	0-0	0	0	0	.000



Individual Career History vs Liberty

Graeme Stinson

Year	avg	gp-gs	ab	r	h	2b	3b	hr	rbi	tb	slg%	bb	hbp	so	gdp	ob%	sf	sh	sb-att	po	a	e	fld%
2017	0.00	0-0	1	1	0	0/0	0	4.0	1	0	0	1	7	0	0	0	14	.077	1	0	0	0	0
2018	4.50	0-0	1	0	0	0/0	0	2.0	4	2	1	1	4	0	0	0	12	.400	0	1	0	0	0
TOTAL	1.50	0-0	2	1	0	0/0	0	6.0	5	2	1	2	11	0	0	0	26	.217	1	1	0	0	0

Jake Swartz

Year	avg	gp-gs	ab	r	h	2b	3b	hr	rbi	tb	slg%	bb	hbp	so	gdp	ob%	sf	sh	sb-att	po	a	e	fld%
------	-----	-------	----	---	---	----	----	----	-----	----	------	----	-----	----	-----	-----	----	----	--------	----	---	---	------

Kennie Taylor

Year	avg	gp-gs	ab	r	h	2b	3b	hr	rbi	tb	slg%	bb	hbp	so	gdp	ob%	sf	sh	sb-att	po	a	e	fld%
2017	.375	2-2	8	2	3	1	0	0	2	4	.500	0	0	1	0	.375	0	0	0-0	6	0	0	1.000
2018	.000	1-1	3	1	0	0	0	0	0	0	.000	1	0	0	0	.250	0	0	0-0	2	0	0	1.000
TOTAL	.273	3-3	11	3	3	1	0	0	2	4	.364	1	0	1	0	.333	0	0	0-0	8	0	0	1.000

Aaron Therien

Year	avg	gp-gs	ab	r	h	2b	3b	hr	rbi	tb	slg%	bb	hbp	so	gdp	ob%	sf	sh	sb-att	po	a	e	fld%
------	-----	-------	----	---	---	----	----	----	-----	----	------	----	-----	----	-----	-----	----	----	--------	----	---	---	------

Jake Topolski

Year	avg	gp-gs	ab	r	h	2b	3b	hr	rbi	tb	slg%	bb	hbp	so	gdp	ob%	sf	sh	sb-att	po	a	e	fld%
------	-----	-------	----	---	---	----	----	----	-----	----	------	----	-----	----	-----	-----	----	----	--------	----	---	---	------

Tyler Wardwell

Year	avg	gp-gs	ab	r	h	2b	3b	hr	rbi	tb	slg%	bb	hbp	so	gdp	ob%	sf	sh	sb-att	po	a	e	fld%
------	-----	-------	----	---	---	----	----	----	-----	----	------	----	-----	----	-----	-----	----	----	--------	----	---	---	------

Coleman Williams

Year	avg	gp-gs	ab	r	h	2b	3b	hr	rbi	tb	slg%	bb	hbp	so	gdp	ob%	sf	sh	sb-att	po	a	e	fld%
------	-----	-------	----	---	---	----	----	----	-----	----	------	----	-----	----	-----	-----	----	----	--------	----	---	---	------