

NCAA DI Championship - Stroke

Blessings Golf Club
Fayetteville, AR
Men's Championship Stroke Play
Dates: May 24 - May 29

1	2	3	Team	Scores				
1	1	1	Oklahoma State	290	276	286	852	-12
8	5	T2	Texas	298	290	289	877	+13
2	2	T2	Stanford	291	287	299	877	+13
T14	6	4	Oklahoma	305	287	288	880	+16
T5	T7	5	Wake Forest	296	297	288	881	+17
T17	11	6	Vanderbilt	307	288	287	882	+18
T5	3	7	Texas A&M	296	287	301	884	+20
T10	10	8	Clemson	302	292	298	892	+28
T19	15	9	SMU	308	293	292	893	+29
T24	T20	10	TCU	311	295	288	894	+30
7	T7	11	Ohio State	297	296	302	895	+31
26	17	12	Pepperdine	312	291	293	896	+32
T3	4	13	Auburn	292	294	312	898	+34
T3	T7	14	California	292	301	306	899	+35
T12	T23	15	Southern California	304	304	292	900	+36
T10	12	16	Arizona State	302	296	303	901	+37
T14	T18	17	South Carolina	305	299	298	902	+38
T17	T13	18	Georgia Tech	307	293	303	903	+39
T12	T18	19	North Carolina	304	300	300	904	+40
T14	T23	T20	Liberty	305	303	298	906	+42
23	16	T20	UNLV	310	292	304	906	+42
22	T20	T22	North Florida	309	297	301	907	+43
T19	26	T22	LSU	308	302	297	907	+43
9	T13	24	Georgia	300	300	311	911	+47
T27	29	25	Duke	313	305	294	912	+48
T19	22	26	Georgia Southern	308	299	306	913	+49
29	25	T27	Baylor	314	295	306	915	+51
T24	27	T27	Illinois	311	301	303	915	+51
T27	28	29	Louisville	313	302	317	932	+68
30	30	30	Brigham Young	322	307	309	938	+74

NCAA DI Championship - Stroke

Blessings Golf Club
Fayetteville, AR
Men's Championship Stroke Play
Dates: May 24 - May 29

Start	Finish	Player	Team	Scores				
T2	1	Matthew Wolff	Oklahoma State	73	66	70	209	-7
1	2	Austin Eckroat	Oklahoma State	69	69	73	211	-5
T9	3	Steven Fisk	Georgia Southern	76	68	68	212	-4
8	4	Chun An Yu	Arizona State	69	74	70	213	-3
T9	T5	Zach Bauchou	Oklahoma State	73	71	70	214	-2
T4	T5	Isaiah Salinda	Stanford	70	70	74	214	-2
T23	T5	Justin Suh	Southern California	71	75	68	214	-2
7	T8	Henry Shimp	Stanford	73	69	73	215	-1
T2	T8	Collin Morikawa	California	67	72	76	215	-1
T9	10	Patrick Welch	Oklahoma	75	69	72	216	E
T23	T11	Lee Detmer	Wake Forest	72	74	71	217	+1
T23	T11	Kyle Cottam	Clemson	74	72	71	217	+1
T4	T11	Kyler Dunkle *	Utah	69	71	77	217	+1
T16	T11	Mac Meissner	SMU	73	72	72	217	+1
T37	T11	Gabe Lench	Liberty	75	73	69	217	+1
T33	T11	Chandler Eaton	Duke	76	71	70	217	+1
T16	T17	Walker Lee	Texas A&M	71	74	73	218	+2
T23	T17	Blaine Hale	Oklahoma	76	70	72	218	+2
T9	T19	Parker Coody	Texas	72	72	75	219	+3
T16	T19	Daniel Wetterich	Ohio State	71	74	74	219	+3
T33	T19	John Augenstein	Vanderbilt	75	72	72	219	+3
T33	T19	Billy Tom Sargent *	Western Kentucky	71	76	72	219	+3
T37	T23	Chandler Phillips	Texas A&M	78	70	72	220	+4
T4	T23	Jacob Solomon	Auburn	71	69	80	220	+4
T37	T23	Alex Fitzpatrick	Wake Forest	75	73	72	220	+4
T23	T23	Tripp Kinney *	Iowa State	75	71	74	220	+4
T48	T23	Ryan Burnett	North Carolina	79	70	71	220	+4
T37	T23	Joe Highsmith	Pepperdine	76	72	72	220	+4
T16	T29	Viktor Hovland	Oklahoma State	75	70	76	221	+5
T59	T29	Eugenio Chacarra	Wake Forest	74	76	71	221	+5
T9	T29	Trent Phillips	Georgia	73	71	77	221	+5
T23	T29	Justin Kim	UNLV	76	70	75	221	+5
T48	T29	Will Miles	South Carolina	74	75	72	221	+5
T37	T34	Brandon Wu	Stanford	73	75	74	222	+6
T72	T34	Cole Hammer	Texas	75	76	71	222	+6
T16	T34	Steven Chervony	Texas	75	70	77	222	+6
T59	T34	Will Grimmer	Ohio State	72	78	72	222	+6
T23	T34	Julian Perico *	Arkansas	71	75	76	222	+6
T16	T34	Tyler Strafaci	Georgia Tech	75	70	77	222	+6
T9	T34	Harry Hall	UNLV	72	72	78	222	+6
T59	T34	Scott Stevens	South Carolina	75	75	72	222	+6
T77	T34	Stefano Mazzoli	TCU	78	74	70	222	+6
T96	T43	Garett Reband	Oklahoma	78	76	69	223	+7
T89	T43	Pierceson Coody	Texas	81	72	70	223	+7
T37	T43	Brandon Mancheno	Auburn	72	76	75	223	+7

NCAA DI Championship - Stroke

Blessings Golf Club
Fayetteville, AR
Men's Championship Stroke Play
Dates: May 24 - May 29

Start	Finish	Player	Team	Scores				
T23	T43	Jovan Rebula	Auburn	73	73	77	223	+7
T48	T43	Patrick Martin	Vanderbilt	77	72	74	223	+7
T37	T43	Harrison Ott	Vanderbilt	77	71	75	223	+7
T37	T43	Jacob Bridgeman	Clemson	75	73	75	223	+7
T16	T43	Ryan Gerard	North Carolina	72	73	78	223	+7
T37	T43	Alexandre Fuchs	Liberty	77	71	75	223	+7
T59	T43	Philip Barbaree	LSU	76	74	73	223	+7
T59	T53	Bryson Nimmer	Clemson	79	71	74	224	+8
T48	T53	Davis Thompson	Georgia	76	73	75	224	+8
T72	T53	Noah Goodwin	SMU	76	75	73	224	+8
T77	T53	Hayden Springer	TCU	77	75	72	224	+8
T48	T53	Ryan Hall	South Carolina	75	74	75	224	+8
T72	T53	David Ravetto	TCU	79	72	73	224	+8
T33	T53	Michael Feagles	Illinois	76	71	77	224	+8
T48	T60	Kaiwen Liu	California	72	77	76	225	+9
T48	T60	RJ Manke	Pepperdine	79	70	76	225	+9
T89	T60	Phillip Knowles	North Florida	78	75	72	225	+9
T77	T60	Andrew Alligood	North Florida	77	75	73	225	+9
T59	T60	Cooper Dossey	Baylor	80	70	75	225	+9
T37	T65	Daulet Tuleubayev	Stanford	75	73	78	226	+10
T23	T65	Sam Bennett	Texas A&M	73	73	80	226	+10
T89	T65	Spencer Soosman	Texas	76	77	73	226	+10
T9	T65	Brandon Smith	Texas A&M	74	70	82	226	+10
T102	T65	Will Gordon	Vanderbilt	82	73	71	226	+10
T37	T65	Laken Hinton	Ohio State	77	71	78	226	+10
T48	T65	Cameron Sisk	Arizona State	76	73	77	226	+10
T23	T65	Luke Schniederjans	Georgia Tech	79	67	80	226	+10
T89	T65	Turner Maclean	TCU	79	74	73	226	+10
T77	T65	Kaito Onishi	Southern California	79	73	74	226	+10
T77	T65	Zach Smith *	UC Santa Barbara	78	74	74	226	+10
T48	T65	Jiri Zuska	Louisville	72	77	77	226	+10
T118	T77	Reid Davenport	Vanderbilt	78	79	70	227	+11
T96	T77	Ollie Osborne	SMU	82	72	73	227	+11
T96	T77	Clay Feagler	Pepperdine	78	76	73	227	+11
T59	T77	Travis Trace	North Florida	78	72	77	227	+11
T111	T77	Michael Sanders	LSU	80	76	71	227	+11
T59	T77	Luis Gagne	LSU	75	75	77	227	+11
T102	T83	Hayden Wood	Oklahoma State	78	77	73	228	+12
T89	T83	Quade Cummins	Oklahoma	79	74	75	228	+12
T102	T83	K.K. Limbhasut	California	79	76	73	228	+12
T48	T83	Spencer Ralston	Georgia	74	75	79	228	+12
T77	T83	Joshua McCarthy	Pepperdine	79	73	76	228	+12
T89	T88	Dan Erickson	Texas A&M	78	75	76	229	+13

NCAA DI Championship - Stroke

Blessings Golf Club
Fayetteville, AR
Men's Championship Stroke Play
Dates: May 24 - May 29

Start	Finish	Player	Team	Scores				
T77	T88	Blake Wagoner	Arizona State	78	74	77	229	+13
T118	T88	Connor Howe	Georgia Tech	80	77	72	229	+13
T102	T88	Ben Wong	SMU	81	74	74	229	+13
T118	T88	Jack Trent	UNLV	78	79	72	229	+13
T77	T88	Charlie Reiter	Southern California	75	77	77	229	+13
T118	T88	Adrien Dumont de Chassart	Illinois	79	78	72	229	+13
T102	T88	Adrien Pendaries	Duke	78	77	74	229	+13
T48	T96	Cameron Young	Wake Forest	75	74	81	230	+14
T59	T96	Colby Patton	Clemson	74	76	80	230	+14
T111	T96	Andy Ogletree	Georgia Tech	77	79	74	230	+14
T72	T96	Josh Martin	North Carolina	72	79	79	230	+14
T77	T96	Braden Bailey	Baylor	80	72	78	230	+14
T59	T101	Brad Dalke	Oklahoma	76	74	81	231	+15
T59	T101	Caleb Ramirez	Ohio State	77	73	81	231	+15
T59	T101	Jamie Cheatham	California	74	76	81	231	+15
T77	T101	Michael Mattiace	North Florida	77	75	79	231	+15
T111	T101	Colin Kober	Baylor	78	78	75	231	+15
T77	T101	Garrett May	Baylor	77	75	79	231	+15
T102	T101	Edwin Yi *	Oregon	78	77	76	231	+15
T128	T108	Eric Bae	Wake Forest	81	77	74	232	+16
T72	T108	Tommy Kuhl	Illinois	76	75	81	232	+16
T89	T110	Graysen Huff	Auburn	77	76	80	233	+17
T96	T110	Alex del Rey	Arizona State	79	75	79	233	+17
T118	T110	Jackson Markham	SMU	78	79	76	233	+17
T135	T110	Austin Hitt	North Carolina	81	78	74	233	+17
T118	T110	Ben Carr	Georgia Southern	76	81	76	233	+17
T59	T110	Brett Barron	Georgia Southern	77	73	83	233	+17
T138	T110	Alex Smalley	Duke	80	80	73	233	+17
T111	T110	Brock Stanger	Brigham Young	82	74	77	233	+17
T77	T110	John Murphy	Louisville	81	71	81	233	+17
T118	T119	Triston Fisher	TCU	77	80	77	234	+18
T142	T119	Issei Tanabe	Southern California	82	79	73	234	+18
T118	T119	Ervin Chang	Liberty	75	82	77	234	+18
T118	T119	Trey Winstead	LSU	77	80	77	234	+18
T111	T119	Devin Morley	Louisville	78	78	78	234	+18
T102	T124	Noah Norton	Georgia Tech	76	79	80	235	+19
T102	T124	Jordan Batchelor	North Florida	77	78	80	235	+19
T135	T124	Giovanni Tadiotto	Illinois	82	77	76	235	+19
T128	T124	Steven DiLisio	Duke	81	77	77	235	+19
T146	T124	Carson Lundell	Brigham Young	82	80	73	235	+19
T96	T129	Trace Crowe	Auburn	76	78	82	236	+20
T128	T129	Will Voetsch	Ohio State	77	81	78	236	+20
T102	T129	Kieran Vincent	Liberty	78	77	81	236	+20
T128	T129	Varun Chopra	Illinois	80	78	78	236	+20

NCAA DI Championship - Stroke

Blessings Golf Club
Fayetteville, AR
Men's Championship Stroke Play
Dates: May 24 - May 29

Start	Finish	Player	Team	Scores				
T96	T129	Peter Kuest	Brigham Young	77	77	82	236	+20
T118	134	Mason Andersen	Arizona State	80	77	80	237	+21
T111	T135	David Rauch	UNLV	85	71	82	238	+22
T138	T135	Ryan Grider	Baylor	79	81	78	238	+22
T111	T135	Jake Maples	Georgia Southern	79	77	82	238	+22
T128	T135	Kelton Hirsch	Brigham Young	81	77	80	238	+22
T142	T139	William Nottingham	Clemson	84	77	78	239	+23
T146	T139	Dougie Ergood	North Carolina	82	80	77	239	+23
T138	T139	Ryan Stachler	South Carolina	81	79	79	239	+23
T128	T139	Matthias Schmid	Louisville	82	76	81	239	+23
T138	T143	Trevor Phillips	Georgia	79	81	80	240	+24
T142	T143	Rhett Rasmussen	Brigham Young	82	79	79	240	+24
T135	T143	Evan Katz	Duke	79	80	81	240	+24
T142	146	Will Kahlstorf	Georgia	77	84	81	242	+26
T149	147	Colin Bowles	Georgia Southern	81	82	80	243	+27
T149	148	Sebastian Crampton	California	83	80	81	244	+28
T152	149	Caleb Proveaux	South Carolina	91	75	81	247	+31
155	154	Garrett Barber	LSU		77	76	153	+9
	156	Jonathan Yaun	Liberty	81		77	158	+14
	153	Kyle Suppa	Southern California			80	80	+8
T151		Nate Menon	Stanford			79	79	+7
T151		Alex Jordan	UNLV			79	79	+7
	150	Austin Murphy	Pepperdine			72	72	E
	156	Jonathan Yaun	Liberty	81		77	158	+14
	155	Simon Zach	Louisville			85	85	+13

NCAA DI Championship - Stroke

Blessings Golf Club
Fayetteville, AR
Men's Championship Stroke Play
Dates: May 24 - May 29

Pos.	Team/Player (seed)	Rd 1	Rd 2	Rd 3	Total
1	Oklahoma State	290	276	286	852
1	Matthew Wolff (2)	73	66	70	209
2	Austin Eckroat (3)	69	69	73	211
T5	Zach Bauchou (4)	73	71	70	214
T29	Viktor Hovland (1)	75	70	76	221
T83	Hayden Wood (5)	78	77	73	228
T2	Texas	298	290	289	877
T19	Parker Coody (4)	72	72	75	219
T34	Cole Hammer (1)	75	76	71	222
T34	Steven Chervony (2)	75	70	77	222
T43	Pierceson Coody (3)	81	72	70	223
T65	Spencer Soosman (5)	76	77	73	226
T2	Stanford	291	287	299	877
T5	Isaiah Salinda (1)	70	70	74	214
T8	Henry Shimp (4)	73	69	73	215
T34	Brandon Wu (2)	73	75	74	222
T65	Daulet Tuleubayev (5)	75	73	78	226
T151	Nate Menon (6)			79	79
4	Oklahoma	305	287	288	880
10	Patrick Welch (4)	75	69	72	216
T17	Blaine Hale (3)	76	70	72	218
T43	Garett Reband (2)	78	76	69	223
T83	Quade Cummins (1)	79	74	75	228
T101	Brad Dalke (5)	76	74	81	231
5	Wake Forest	296	297	288	881
T11	Lee Detmer (5)	72	74	71	217
T23	Alex Fitzpatrick (4)	75	73	72	220
T29	Eugenio Chacarra (3)	74	76	71	221
T96	Cameron Young (1)	75	74	81	230
T108	Eric Bae (2)	81	77	74	232
6	Vanderbilt	307	288	287	882
T19	John Augenstein (2)	75	72	72	219
T43	Patrick Martin (3)	77	72	74	223
T43	Harrison Ott (4)	77	71	75	223
T65	Will Gordon (1)	82	73	71	226
T77	Reid Davenport (5)	78	79	70	227
7	Texas A&M	296	287	301	884
T17	Walker Lee (4)	71	74	73	218
T23	Chandler Phillips (1)	78	70	72	220
T65	Sam Bennett (2)	73	73	80	226
T65	Brandon Smith (3)	74	70	82	226
T88	Dan Erickson (5)	78	75	76	229

Pos.	Team/Player (seed)	Rd 1	Rd 2	Rd 3	Total
8	Clemson	302	292	298	892
T11	Kyle Cottam (4)	74	72	71	217
T43	Jacob Bridgeman (3)	75	73	75	223
T53	Bryson Nimmer (1)	79	71	74	224
T96	Colby Patton (2)	74	76	80	230
T139	William Nottingham (5)	84	77	78	239
9	SMU	308	293	292	893
T11	Mac Meissner (1)	73	72	72	217
T53	Noah Goodwin (2)	76	75	73	224
T77	Ollie Osborne (5)	82	72	73	227
T88	Ben Wong (3)	81	74	74	229
T110	Jackson Markham (4)	78	79	76	233
10	TCU	311	295	288	894
T34	Stefano Mazzoli (1)	78	74	70	222
T53	David Ravetto (2)	79	72	73	224
T53	Hayden Springer (4)	77	75	72	224
T65	Turner Maclean (3)	79	74	73	226
T119	Triston Fisher (5)	77	80	77	234
11	Ohio State	297	296	302	895
T19	Daniel Wetterich (2)	71	74	74	219
T34	Will Grimmer (1)	72	78	72	222
T65	Laken Hinton (5)	77	71	78	226
T101	Caleb Ramirez (3)	77	73	81	231
T129	Will Voetsch (4)	77	81	78	236
12	Pepperdine	312	291	293	896
T23	Joe Highsmith (2)	76	72	72	220
T60	RJ Manke (3)	79	70	76	225
T77	Clay Feagler (4)	78	76	73	227
T83	Joshua McCarthy (1)	79	73	76	228
150	Austin Murphy (6)			72	72
13	Auburn	292	294	312	898
T23	Jacob Solomon (2)	71	69	80	220
T43	Jovan Rebula (1)	73	73	77	223
T43	Brandon Mancheno (3)	72	76	75	223
T110	Graysen Huff (5)	77	76	80	233
T129	Trace Crowe (4)	76	78	82	236
14	California	292	301	306	899
T8	Collin Morikawa (1)	67	72	76	215
T60	Kaiwen Liu (3)	72	77	76	225
T83	K.K. Limbhasut (2)	79	76	73	228
T101	Jamie Cheatham (5)	74	76	81	231
148	Sebastian Crampton (4)	83	80	81	244
15	Southern California	304	304	292	900
T5	Justin Suh (1)	71	75	68	214
T65	Kaito Onishi (2)	79	73	74	226
T88	Charlie Reiter (5)	75	77	77	229
T119	Issei Tanabe (3)	82	79	73	234
153	Kyle Suppa (6)			80	80
16	Arizona State	302	296	303	901
4	Chun An Yu (255)	69	74	70	213
T65	Cameron Sisk (5)	76	73	77	226
T88	Blake Wagoner (4)	78	74	77	229
T110	Alex del Rey (2)	79	75	79	233
134	Mason Andersen (3)	80	77	80	237

Pos.	Team/Player (seed)	Rd 1	Rd 2	Rd 3	Total
17	South Carolina	305	299	298	902
T29	Will Miles (255)	74	75	72	221
T34	Scott Stevens (1)	75	75	72	222
T53	Ryan Hall (5)	75	74	75	224
T139	Ryan Stachler (3)	81	79	79	239
149	Caleb Proveaux (4)	91	75	81	247
18	Georgia Tech	307	293	303	903
T34	Tyler Strafacci (3)	75	70	77	222
T65	Luke Schniederjans (1)	79	67	80	226
T88	Connor Howe (5)	80	77	72	229
T96	Andy Ogletree (2)	77	79	74	230
T124	Noah Norton (4)	76	79	80	235
19	North Carolina	304	300	300	904
T23	Ryan Burnett (255)	79	70	71	220
T43	Ryan Gerard (2)	72	73	78	223
T96	Josh Martin (4)	72	79	79	230
T110	Austin Hitt (1)	81	78	74	233
T139	Dougie Ergood (5)	82	80	77	239
T20	Liberty	305	303	298	906
T11	Gabe Lench (255)	75	73	69	217
T43	Alexandre Fuchs (5)	77	71	75	223
T119	Ervin Chang (2)	75	82	77	234
T129	Kieran Vincent (3)	78	77	81	236
156	Jonathan Yaun (4)	81		77	158
T20	UNLV	310	292	304	906
T29	Justin Kim (255)	76	70	75	221
T34	Harry Hall (1)	72	72	78	222
T88	Jack Trent (2)	78	79	72	229
T135	David Rauch (3)	85	71	82	238
T151	Alex Jordan (6)			79	79
T22	North Florida	309	297	301	907
T60	Phillip Knowles (1)	78	75	72	225
T60	Andrew Alligood (2)	77	75	73	225
T77	Travis Trace (5)	78	72	77	227
T101	Michael Mattiace (4)	77	75	79	231
T124	Jordan Batchelor (3)	77	78	80	235
T22	LSU	308	302	297	907
T43	Philip Barbaree (2)	76	74	73	223
T77	Luis Gagne (1)	75	75	77	227
T77	Michael Sanders (4)	80	76	71	227
T119	Trey Winstead (3)	77	80	77	234
154	Garrett Barber (6)		77	76	153
24	Georgia	300	300	311	911
T29	Trent Phillips (255)	73	71	77	221
T53	Davis Thompson (3)	76	73	75	224
T83	Spencer Ralston (2)	74	75	79	228
T143	Trevor Phillips (4)	79	81	80	240
146	Will Kahlstorf (5)	77	84	81	242
25	Duke	313	305	294	912
T11	Chandler Eaton (255)	76	71	70	217
T88	Adrien Pendaries (3)	78	77	74	229
T110	Alex Smalley (1)	80	80	73	233
T124	Steven DiLisio (5)	81	77	77	235
T143	Evan Katz (4)	79	80	81	240

Pos.	Team/Player (seed)	Rd 1	Rd 2	Rd 3	Total
26	Georgia Southern	308	299	306	913
3	Steven Fisk (255)	76	68	68	212
T110	Ben Carr (4)	76	81	76	233
T110	Brett Barron (5)	77	73	83	233
T135	Jake Maples (2)	79	77	82	238
147	Colin Bowles (3)	81	82	80	243
T27	Baylor	314	295	306	915
T60	Cooper Dossey (2)	80	70	75	225
T96	Braden Bailey (4)	80	72	78	230
T101	Garrett May (1)	77	75	79	231
T101	Colin Kober (3)	78	78	75	231
T135	Ryan Grider (5)	79	81	78	238
T27	Illinois	311	301	303	915
T53	Michael Feagles (1)	76	71	77	224
T88	Adrien Dumont de Chassart (2)	79	78	72	229
T108	Tommy Kuhl (3)	76	75	81	232
T124	Giovanni Tadiotto (5)	82	77	76	235
T129	Varun Chopra (4)	80	78	78	236
29	Louisville	313	302	317	932
T65	Jiri Zuska (3)	72	77	77	226
T110	John Murphy (2)	81	71	81	233
T119	Devin Morley (4)	78	78	78	234
T139	Matthias Schmid (1)	82	76	81	239
155	Simon Zach (6)			85	85
30	Brigham Young	322	307	309	938
T110	Brock Stanger (5)	82	74	77	233
T124	Carson Lundell (3)	82	80	73	235
T129	Peter Kuest (1)	77	77	82	236
T135	Kelton Hirsch (4)	81	77	80	238
T143	Rhett Rasmussen (2)	82	79	79	240

Individuals

Pos.	Player (Team)	Rd 1	Rd 2	Rd 3	Total
T11	Kyler Dunkle (Utah)	69	71	77	217
T19	Billy Tom Sargent (Western Kentucky)	71	76	72	219
T23	Tripp Kinney (Iowa State)	75	71	74	220
T34	Julian Perico (Arkansas)	71	75	76	222
T65	Zach Smith (UC Santa Barbara)	78	74	74	226
T101	Edwin Yi (Oregon)	78	77	76	231

NCAA DI Championship - Stroke

Blessings Golf Club
Fayetteville, AR
Men's Championship Stroke Play
Dates: May 24 - May 29

Average score per round			
Round	Course	Average Score	Complete Rounds
1	Men's Championship Stroke Play	77.03	156
2	Men's Championship Stroke Play	74.99	156
3	Men's Championship Stroke Play	75.74	156
Total Average Scores			
Men's Championship Stroke Play		75.92	468

Blessings Golf Club: Men's Championship Stroke Play									
Round 3									
hole	par	yards	double eagle	eagle	birdie	par	bogey	double bogey	other
1	4	470			26	69	48	10	3
2	5	617			32	91	25	8	
3	3	186			24	94	26	10	2
4	4	405			9	110	29	6	2
5	5	590			60	74	18	3	1
6	4	359		1	41	76	29	6	3
7	4	515			7	73	53	20	3
8	3	145			12	107	31	5	1
9	4	386			12	98	38	7	1
10	5	605		3	49	84	18	2	
11	4	408			14	98	28	10	6
12	4	439			17	90	42	4	3
13	3	225			21	75	54	4	2
14	4	496			12	68	50	21	5
15	5	560		3	48	75	21	8	1
16	4	460			23	86	39	6	2
17	3	206			12	106	29	7	2
18	4	478			14	91	42	8	1

Round 3			
hole	par	yards	average relative to par
7	4	515	+0.62
14	4	496	+0.61
11	4	408	+0.35
1	4	470	+0.33
13	3	225	+0.30
18	4	478	+0.30
12	4	439	+0.29
9	4	386	+0.28
4	4	405	+0.24
17	3	206	+0.24
16	4	460	+0.22
8	3	145	+0.21
3	3	186	+0.18
2	5	617	+0.06
6	4	359	+0.04
15	5	560	-0.09
10	5	605	-0.21
5	5	590	-0.21

NCAA DI Championship - Stroke

Blessings Golf Club
Fayetteville, AR
Men's Championship Stroke Play
Dates: May 24 - May 29

Round 1				Round 2				Round 3			
hole	par	yards	average relative to par	hole	par	yards	average relative to par	hole	par	yards	average relative to par
7	4	515	+0.54	7	4	515	+0.54	7	4	515	+0.62
12	4	439	+0.51	14	4	496	+0.51	14	4	496	+0.61
3	3	186	+0.49	18	4	478	+0.47	11	4	408	+0.35
11	4	408	+0.49	12	4	439	+0.40	1	4	470	+0.33
9	4	386	+0.47	9	4	386	+0.31	13	3	225	+0.30
13	3	225	+0.46	1	4	470	+0.31	18	4	478	+0.30
18	4	478	+0.42	4	4	405	+0.30	12	4	439	+0.29
1	4	470	+0.40	16	4	460	+0.24	9	4	386	+0.28
14	4	496	+0.40	13	3	225	+0.22	4	4	405	+0.24
4	4	405	+0.33	17	3	206	+0.20	17	3	206	+0.24
16	4	460	+0.32	10	5	605	+0.12	16	4	460	+0.22
17	3	206	+0.30	3	3	186	+0.10	8	3	145	+0.21
10	5	605	+0.14	11	4	408	+0.04	3	3	186	+0.18
6	4	359	+0.13	8	3	145	+0.01	2	5	617	+0.06
5	5	590	-0.01	6	4	359	-0.01	6	4	359	+0.04
8	3	145	-0.03	5	5	590	-0.11	15	5	560	-0.09
15	5	560	-0.10	2	5	617	-0.33	10	5	605	-0.21
2	5	617	-0.24	15	5	560	-0.35	5	5	590	-0.21

NCAA DI Championship - Stroke






Blessings Golf Club
Fayetteville, AR
Men's Championship Stroke Play
Dates: May 24 - May 29

All rounds									
hole	par	yards	double eagle	eagle	birdie	par	bogey	double bogey	other
1	4	470			63	237	122	36	10
2	5	617		2	152	250	51	13	
3	3	186			61	269	104	26	8
4	4	405			32	302	105	25	4
5	5	590		5	138	244	69	10	2
6	4	359		1	113	247	83	17	7
7	4	515		2	24	224	156	51	11
8	3	145			77	299	78	13	1
9	4	386			33	275	129	25	6
10	5	605		3	109	261	75	14	6
11	4	408		1	64	265	98	22	18
12	4	439			33	263	136	28	8
13	3	225			58	220	174	13	3
14	4	496			42	214	157	44	11
15	5	560		11	169	201	68	18	1
16	4	460			55	269	118	19	7
17	3	206			36	301	113	16	2
18	4	478			34	248	156	27	3

NCAA DI Championship - Stroke

Blessings Golf Club
Fayetteville, AR
Men's Championship Stroke Play
Dates: May 24 - May 29

Par 3 Scoring				Par 4 Scoring				Par 5 Scoring			
J. Suh	USC	2.67	-4	M. Wolff	Okla. St.	3.93	-2	H. Wood	Okla. St.	4.50	-6
K. Dunkle	Utah	2.67	-4	S. Fisk	Ga South	3.97	-1	M. Wolff	Okla. St.	4.50	-6
C. Morikawa	California	2.75	-3	C. Yu	ASU	4.00	E	S. Fisk	Ga South	4.50	-6
R. Manke	Pepperdine	2.83	-2	A. Eckroat	Okla. St.	4.03	+1	O. Osborne	SMU	4.50	-6
K. Onishi	USC	2.83	-2	G. Lench	Liberty	4.03	+1	N. Goodwin	SMU	4.50	-6
V. Hovland	Okla. St.	2.83	-2	H. Shimp	Stanford	4.07	+2	D. Ravetto	TCU	4.50	-6
E. Chacarra	WFU	2.83	-2	I. Salinda	Stanford	4.07	+2	M. Meissner	SMU	4.58	-5
P. Martin	Vanderbilt	2.92	-1	Z. Bauchou	Okla. St.	4.07	+2	K. Dunkle	Utah	4.58	-5
Z. Bauchou	Okla. St.	2.92	-1	J. Augenstein	Vanderbilt	4.07	+2	T. Kinney	Iowa State	4.58	-5
A. Eckroat	Okla. St.	2.92	-1	W. Lee	Texas A&M	4.10	+3	A. Eckroat	Okla. St.	4.58	-5
B. Dalke	Oklahoma	2.92	-1	J. Kim	UNLV	4.10	+3	B. Wu	Stanford	4.58	-5
K. Cottam	CLEM	2.92	-1	M. Meissner	SMU	4.13	+4	P. Welch	Oklahoma	4.58	-5
K. Limbhasut	California	2.92	-1	C. Phillips	Texas A&M	4.13	+4	C. Hammer	Texas	4.58	-5
I. Salinda	Stanford	2.92	-1	B. Mancheno	Auburn	4.13	+4	T. Phillips	Georgia	4.58	-5
D. Wetterich	Ohio State	2.92	-1	A. Fitzpatrick	WFU	4.13	+4	C. Morikawa	California	4.58	-5
W. Grimmer	Ohio State	3.00	E	L. Detmer	WFU	4.13	+4	K. Cottam	CLEM	4.58	-5
L. Hinton	Ohio State	3.00	E	B. Hale	Oklahoma	4.13	+4	J. Bridgeman	CLEM	4.58	-5
B. Wong	SMU	3.00	E	P. Coody	Texas	4.13	+4	D. Erickson	Texas A&M	4.67	-4
J. Rebula	Auburn	3.00	E	S. Soosman	Texas	4.17	+5	B. Smith	Texas A&M	4.67	-4
W. Nottingham	CLEM	3.00	E	P. Welch	Oklahoma	4.17	+5	R. Burnett	UNC	4.67	-4
C. Eaton	DUKE	3.00	E	C. Eaton	DUKE	4.17	+5	J. Highsmith	Pepperdine	4.67	-4
P. Welch	Oklahoma	3.00	E	W. Miles	S Carolina	4.17	+5	H. Shimp	Stanford	4.67	-4
Eagles				Birdies				Pars			
D. Ravetto	TCU	2	C. Morikawa	California	17	R. Burnett	UNC	39			
H. Springer	TCU	2	J. Solomon	Auburn	15	C. Eaton	DUKE	38			
O. Osborne	SMU	2	A. Eckroat	Okla. St.	15	V. Hovland	Okla. St.	37			
M. Meissner	SMU	1	M. Wolff	Okla. St.	15	M. Meissner	SMU	37			
D. Wetterich	Ohio State	1	S. Fisk	Ga South	15	L. Hinton	Ohio State	36			
T. Kinney	Iowa State	1	K. Dunkle	Utah	14	J. Suh	USC	36			
C. Young	WFU	1	N. Goodwin	SMU	13	S. Bennett	Texas A&M	36			
E. Bae	WFU	1	Z. Bauchou	Okla. St.	13	G. Huff	Auburn	35			
B. Hale	Oklahoma	1	K. Cottam	CLEM	13	S. Chervony	Texas	35			
D. Tuleubayev	Stanford	1	J. Rebula	Auburn	12	S. Soosman	Texas	34			
K. Cottam	CLEM	1	I. Salinda	Stanford	12	L. Detmer	WFU	34			
C. Patton	CLEM	1	T. Phillips	Georgia	12	C. Yu	ASU	34			
J. Bridgeman	CLEM	1	C. Yu	ASU	12	I. Salinda	Stanford	34			
W. Miles	S Carolina	1	K. Onishi	USC	12	W. Lee	Texas A&M	34			
			J. Kim	UNLV	12	W. Miles	S Carolina	34			
			W. Grimmer	Ohio State	12	J. McCarthy	Pepperdine	33			
			B. Sargent	W Kentucky	12	J. Highsmith	Pepperdine	33			
			C. Ramirez	Ohio State	11	G. Lench	Liberty	33			
			I. Tanabe	USC	11	H. Shimp	Stanford	33			
			G. Reband	Oklahoma	11	A. Fitzpatrick	WFU	33			
			P. Welch	Oklahoma	11	P. Coody	Texas	33			
			P. Coody	Texas	11	D. Wetterich	Ohio State	33			

Group	Tee Time	Player 1	Player 2	Player 3
RD 4	Time - Hole	Individuals	Individuals	Individuals
				★ Vanderbilt (6, +18)
1	11:11 - 1	Ryan Burnett (UNC) (T23, +4)	Tripp Kinney (Iowa State) (T23, +4)	
	Time - Hole	 Oklahoma (4, +16)	 Wake Forest (5, +17)	★ Vanderbilt (6, +18)
2	11:22 - 1	Brad Dalke (T101, +15)	Eric Bae (T108, +16)	Reid Davenport (T77, +11)
3	11:33 - 1	Quade Cummins (T83, +12)	Cameron Young (T96, +14)	Will Gordon (T65, +10)
4	11:44 - 1	Garett Reband (T43, +7)	Eugenio Chacarra (T29, +5)	Harrison Ott (T43, +7)
5	11:55 - 1	Blaine Hale (T17, +2)	Alex Fitzpatrick (T23, +4)	Patrick Martin (T43, +7)
6	12:06 - 1	Patrick Welch (T10, E)	Lee Detmer (T11, +1)	John Augenstein (T19, +3)
	Time - Hole	Individuals	Individuals	Individuals
7	12:17 - 1	Chandler Eaton (DUKE) (T11, +1)	Kyler Dunkle (Utah) (T11, +1)	Billy Tom Sargent (W Kentucky) (T19, +3)
	Time - Hole	 Oklahoma State (1, -12)	 Texas (T2, +13)	 Stanford (T2, +13)
8	12:28 - 1	Hayden Wood (T83, +12)	Spencer Soosman (T65, +10)	Nate Menon (T151, +7)
9	12:39 - 1	Viktor Hovland (T29, +5)	Pierceson Coody (T43, +7)	Daulet Tuleubayev (T65, +10)
10	12:50 - 1	Zach Bauchou (T5, -2)	Steven Chervony (T34, +6)	Brandon Wu (T34, +6)
11	1:01 - 1	Austin Eckroat (2, -5)	Cole Hammer (T34, +6)	Henry Shimp (T8, -1)
12	1:12 - 1	Matthew Wolff (1, -7)	Parker Coody (T19, +3)	Isaiah Salinda (T5, -2)
	Time - Hole	Individuals	Individuals	Individuals
13	1:23 - 1	Steven Fisk (Ga South) (3, -4)	Chun An Yu (ASU) (4, -3)	Gabe Lench (Liberty) (T11, +1)
	Time - Hole	 Auburn (13, +34)	 California (14, +35)	 Southern California (15, +36)
14	11:00 - 10	Trace Crowe (T129, +20)	Sebastian Crampton (148, +28)	Kyle Suppa (153, +8)
15	11:11 - 10	Graysen Huff (T110, +17)	Jamie Cheatham (T101, +15)	Issei Tanabe (T119, +18)
16	11:22 - 10	Brandon Mancheno (T43, +7)	K.K. Limbhasut (T83, +12)	Charlie Reiter (T88, +13)
17	11:33 - 10	Jovan Rebula (T43, +7)	Kaiwen Liu (T60, +9)	Kaito Onishi (T65, +10)
18	11:44 - 10	Jacob Solomon (T23, +4)	Collin Morikawa (T8, -1)	Justin Suh (T5, -2)
	Time - Hole	 TCU (10, +30)	 Ohio State (11, +31)	 Pepperdine (12, +32)
19	11:55 - 10	Triston Fisher (T119, +18)	Will Voetsch (T129, +20)	Austin Murphy (150, E)
20	12:06 - 10	Turner Maclean (T65, +10)	Caleb Ramirez (T101, +15)	Joshua McCarthy (T83, +12)
21	12:17 - 10	Hayden Springer (T53, +8)	Laken Hinton (T65, +10)	Clay Feagler (T77, +11)
22	12:28 - 10	David Ravetto (T53, +8)	Will Grimmer (T34, +6)	RJ Manke (T60, +9)
23	12:39 - 10	Stefano Mazzoli (T34, +6)	Daniel Wetterich (T19, +3)	Joe Highsmith (T23, +4)
	Time - Hole	 Texas A&M (7, +20)	 Clemson (8, +28)	 SMU (9, +29)
24	12:50 - 10	Dan Erickson (T88, +13)	William Nottingham (T139, +23)	Jackson Markham (T110, +17)
25	1:01 - 10	Brandon Smith (T65, +10)	Colby Patton (T96, +14)	Ben Wong (T88, +13)
26	1:12 - 10	Sam Bennett (T65, +10)	Bryson Nimmer (T53, +8)	Ollie Osborne (T77, +11)
27	1:23 - 10	Chandler Phillips (T23, +4)	Jacob Bridgeman (T43, +7)	Noah Goodwin (T53, +8)
28	1:34 - 10	Walker Lee (T17, +2)	Kyle Cottam (T11, +1)	Mac Meissner (T11, +1)